

Comprehensive Report

2020 - 2024

Garware Industries Private Limited

Incorporated on : 28 August 2012

Report for
Chirag Singh

Report screened on
03 September 2025

Report printed on
03 September 2025

TABLE OF CONTENT

1 Company Details

- Summary
- Name History
- Contact Details

2 Company Highlights

3 Directors & KMP Details

- Current Directors
- KMP Details
- Director Profile
- Past Directors

4 Control & Ownership

- Shareholding
 - Promoter Shareholding
 - Public Shareholding
 - Director(s) Shareholding
 - Foreign Institutional Investor Holding
- Securities Allotment
- Group Structure
- Overseas Direct Investment (ODI)

5 Financials

- Standalone / Consolidated Financials
 - Balance sheet
 - Profit & loss
 - Cash Flow
 - Ratios
 - Auditors Details

6 Charges

- Open Charges
- Closed Charges

7 Peer Comparison

8 Potentially Related Corporates

9 Compliance Details

- Auditors' Remarks
- CARO
- Goods & Service Tax (GST)
- EPFO
- CSR
- Credit Rating

10 Alerts

11 Litigation

- Pending cases filed against Company
- Pending cases filed by Company
- Disposed cases filed against Company
- Disposed cases filed by Company

Company Details

About

The business of colour stabilised film and dyed film is being carried out by Garware Industries Private Limited. This company has been in operation for several years and has established itself as a leader in the industry. The company is known for its high-quality products and exceptional customer service. The production of colour stabilised film and dyed film is the main focus of the company, and it is done with utmost precision and expertise. The films produced by Garware Industries Private Limited are widely used in various industries such as packaging, printing, and textiles. The company takes great pride in its advanced technology and state-of-the-art facilities, which enable it to produce top-notch products that meet the ever-changing demands of the market. The dedication and hard work of the team at Garware Industries Private Limited have contributed to its success and reputation in the industry. With a strong commitment to innovation and customer satisfaction, the company continues to grow and expand its reach globally.

Company Information

CIN/LLPIN	U74999MH2012PTC235072	Paid up Capital	9.65 crore
PAN	AAACY5779P	Incorporation Date	28 Aug 2012
LEI Number	98450057CC2AA0E43805	Date of AGM	27 Jun 2024
Company Legal Name	Garware Industries Private Limited	Date of Balance Sheet	31 Mar 2024
ROC Code	Roc Mumbai	Listing Status	Unlisted
Company No	235072	Industry	Packaging
Company Classification	Private Limited Indian Non-Government Company	Segment	Packaging Films & Foils
Authorised Capital	132.00 crore		
Active Compliance	Active Compliant		

Name History

Name	Till Date
You And Me Enterprise Private Limited	07 Oct 2013
You And Me Enterprise Limited	04 Dec 2013
Garware Industries Limited	08 Apr 2020

Contact Details

Registered Address	Garware House,50 -A ,Swami Nityanand Marg, Vile Parle (East) Mumbai Mumbai Maharashtra 400057
Country	India
Telephone	+91-22-66988000, +91-22-66988001, +91-22-66988002, +91-22-66988003, +91-22-66988004, +91-22-66988005, +91-22-66988006, +91-22-66988007, +91-22-66988008, +91-22-66988009, +91-22-66988010, +91-22-66988011, +91-22-66988012, +91-22-66988013, +91-22-66988014, +91-240-2554427, +91-240-2554672, 66988134
Email Address	
Website	garwareindustriees.com

Corporate Highlights

Shareholding

Promoter Shares

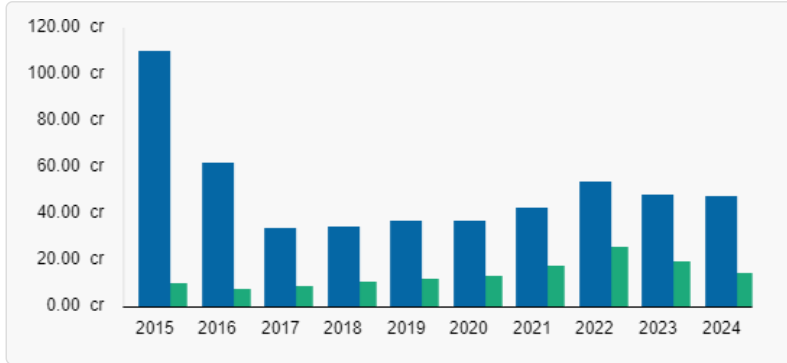
10757000.00

Charges

There are no open charges registered against the company as per our records.

Financials Highlights

Year Ended 2024



Revenue ₹ 47.34 Cr -1.11 %	Profit ₹ 14.31 Cr -25.69 %	Cash & Bank Balance ₹ 11.81 Cr +23.46 %
Net Worth ₹ 87.34 Cr +19.60 %	Assets ₹ 103.86 Cr +9.00 %	Outsiders' Liabilities ₹ 16.52 Cr -25.78 %

EBITDA	₹ 24.59 Cr	↓ -12.18%
Net Profit Margin	32.35%	↓ -11.33%
Sales to Fixed Asset	0.73	↑ 10.61%
Debt to EBITDA	0.53	↓ -15.87%
Interest Coverage Ratio	17.79	↓ -64.48%
Net Worth Margin	0.16%	↓ -0.10%
Debt to Equity	0.15	↓ -37.50%
Return on Equity	16.39%	↓ -9.98%
Equity Multiplier	1.19	↓ -8.46%

Business Activity

Manufacturing : Plastic products, non-metallic mineral products, rubber products, fabricated metal products

100.00

Manufacturing : Plastic products, non-metallic mineral products, rubber products, fabricated metal products

100

Financial Year: 2024

Turnover: 47.34

Business Activity	Turnover %	Turnover
Plastic products, non-metallic mineral products, rubber products, fabricated metal products	100.00	₹ 47.34
Plastic products, non-metallic mineral products, rubber products, fabricated metal products	100	₹ 47.34

Directors & KMP Details

Current Directors 7	Past Directors 14	KMP Profiles 1	Directors Profiles 21
------------------------	----------------------	-------------------	--------------------------

Current Directors Details

Name	Designation	Nationality	Active Position	Date of Birth
SS Sheela Garware Shashikant DIN: 00135862	Director Since 24 Jun 2011	Indian	14	09 Dec 1935
SG Sonia Garware DIN: 00135995	Director Since 31 Jan 2007	Indian	11	24 Jul 1971
SG Sarita Ramsay Garware DIN: 00136048	Director Since 11 Nov 2022	Indian	13	25 Oct 1967
MG Monika Garware DIN: 00143400	Designated Partner Since 04 Mar 2024	Indian	19	04 Jun 1963
SG Shashikant Bhalchandra Garware DIN: 00943822	Managing Director Since 06 Jun 1957	Indian	18	05 Nov 1934
SM Sanjay Shrinivasrao Mugalikar DIN: 07957858	Whole-time director Since 16 Oct 2017	Indian	1	12 Nov 1962
RK Ravindra Prabhakarrao Kate DIN: 07957869	Director Since 16 Oct 2017	Indian	1	01 Sep 1961

Current KMP Details

Name	Designation	Nationality	Active Position	Date of Birth
HR Hitesh Kumar Rathi DIN: AMRPR4776M	Company Secretary Since 11 Nov 2022		1	14 Mar 1974

Directors Profiles

	Company/LLP name	Designation	Date of appointment
SS Sheela Garware Shashikant DIN 00135862 DIN Status Approved Total Directorship 14 Nationality Indian Gender Female Address Flat No. 1, Eden Hall, 15Th Floor, Dr. Annie Besant Road, Worli, Mumbai 400018 Mh In	Naigaon Chemicals Private Limited	Director	24 Jun 2011
	Best Design Properties Private Limited	Director	16 Jul 2010
	Via Investment Consultants Private Limited	Director	16 Dec 2008
	Envision Properties Private Limited	Director	11 May 2010
	Lucky Trading And Exports Limited	Director	18 Jan 2001
	Via Investments Consultants Private Limited	Director	04 Sep 2000
	Garware Industriees Private Limited	Managing Director	12 Sep 2012
	Soniya Holdings Pvt Ltd	Director	07 Jan 1999
	Sheela Garware Investments Consultants Private Limited	Director	07 Jan 1999
	Sarita Garware Investments Consultants Private Limited	Director	07 Jan 1999
	Great Design Properties Private Limited	Director	31 Mar 2010
	Great View Real Estates Private Limited	Director	12 Sep 2012
	Garware Industries Limited	Managing Director	05 Dec 1998
	Monika Holdings Private Limited	Director	07 Jan 1999

SG	Sonia Garware	Company/LLP name	Designation	Date of appointment
				Garware Hi-Tech Films Limited
DIN	00135995	Naigaon Chemicals Private Limited	Director	09 Apr 2012
DIN Status	Approved	Best Design Properties Private Limited	Director	16 Jul 2010
Total Directorship	11	Via Investment Consultants Private Limited	Director	09 Apr 2012
Nationality	Indian	Envision Properties Private Limited	Director	11 May 2010
Gender	Female	B. D. Garware Research Centre Private Limited	Director	14 Mar 2018
Address	87 Ebury Street London Sw1w9qu Gb	Great Design Properties Private Limited	Director	31 Mar 2010
		Great View Real Estates Private Limited	Director	10 Jan 2013
		Garware Industries Limited	Director	05 Dec 1998
		Garware Industriees Private Limited	Director	10 Jan 2013
		Soniya Holdings Pvt Ltd	Director	07 Jan 1999

SG	Sarita Ramsay Garware	Company/LLP name	Designation	Date of appointment
				Garware Industriees Private Limited
DIN	00136048	Naigaon Chemicals Private Limited	Director	09 Apr 2012
DIN Status	Approved	Jeelo Infrastructure Private Limited	Director	16 Nov 2019
Total Directorship	13	Best Design Properties Private Limited	Director	16 Jul 2010
Nationality	Indian	Via Investment Consultants Private Limited	Director	09 Apr 2012
Gender	Female	Envision Properties Private Limited	Director	11 May 2010
Address	1001/1002, Raheja Empress, Prabhadevi, Opp. Siddhivinayak Mandir, Mumbai 400025 Mh In	Shashvat Investments Consultancy And Properties Private Limited	Director	30 Jun 2007
		Great Design Properties Private Limited	Director	31 Mar 2010
		Great View Real Estates Private Limited	Director	10 Jan 2013
		Garware Jeelo Homes Private Limited	Director	28 Jan 2015
		Garware Industries Limited	Director	05 Dec 1998
		Garware Hi-Tech Films Limited	Managing Director	12 Jul 2022
		Sarita Garware Investments Consultants Private Limited	Director	07 Jan 1999

MG	Monika Garware	Company/LLP name	Designation	Date of appointment
				Magnifik Lifestyle Llp
DIN	00143400	Golden Myriad Investment Management Llp	Designated Partner	10 Oct 2023
DIN Status	Approved	Casil Industries Limited	Director	04 Jul 2003
Total Directorship	19	Best Design Properties Private Limited	Director	16 Jul 2010
Nationality	Indian	Via Investment Consultants Private Limited	Director	29 Jun 2012
Gender	Female	Envision Properties Private Limited	Director	11 May 2010
Address	Eden Hall, 10Th Floor, B Wing, Dr. A. B. Road, Worli, Mumbai 400018 Mh In	Monika Holdings Private Limited	Director	07 Jan 1999
		Cpl Infrastructure Private Limited	Director	10 Aug 1996
		Casil Finance Private Limited	Director	15 Apr 1997
		Irm Properties Private Limited	Director	21 Mar 2013
		Great Design Properties Private Limited	Director	31 Mar 2010
		Great View Real Estates Private Limited	Director	10 Jan 2013
		Irm Brands Private Limited	Director	03 May 2016
		Garware Industries Limited	Director	05 Dec 1998
		Garware Industriees Private Limited	Director	10 Jan 2013
		Breach Candy Hospital Trust	Nominee Director	20 Jun 2017
		Casil Industries Limited	Director	08 Dec 2012
		Garware Hi-Tech Films Limited	Managing Director	31 Mar 1989

	Naigaon Chemicals Private Limited	Director	29 Jun 2012
--	-----------------------------------	----------	-------------

SG Shashikant Bhalchandra Garware DIN 00943822 DIN Status Approved Total Directorship 18 Nationality Indian Gender Male Address Flat No 001, Eden Hall, 15Th Floor, Dr. Annie Besant Road, Worli, Mumbai 400018 Mh In	Company/LLP name	Designation	Date of appointment
	Garware Hi-Tech Films Limited	Managing Director	06 Jun 1957
	B. D. Garware Research Centre Private Limited	Director	27 Aug 1991
	Naigaon Chemicals Private Limited	Director	24 Jun 2011
	Best Design Properties Private Limited	Director	16 Jul 2010
	Via Investment Consultants Private Limited	Director	16 Dec 2008
	Envision Properties Private Limited	Director	11 May 2010
	Lucky Trading And Exports Limited	Director	18 Jan 2001
	Via Investments Consultants Private Limited	Director	04 Sep 2000
	Monika Holdings Private Limited	Director	07 Jan 1999
	Soniya Holdings Pvt Ltd	Director	07 Jan 1999
	Sheela Garware Investments Consultants Private Limited	Director	07 Jan 1999
	Sarita Garware Investments Consultants Private Limited	Director	07 Jan 1999
	Shashvat Investments Consultancy And Properties Private Limited	Director	07 Jan 1999
	Great Design Properties Private Limited	Director	31 Mar 2010
Great View Real Estates Private Limited	Director	12 Sep 2012	
Garware Industries Limited	Director	05 Dec 1998	
Garware Industriees Private Limited	Director	12 Sep 2012	
Garware Chemicals Limited	Managing Director	13 Jul 1995	

SM Sanjay Shrinivasrao Mugalikar DIN 07957858 DIN Status Approved Total Directorship 1 Nationality Indian Gender Male Address Near Mseb Sub Station N4, F-53, Cidco	Company/LLP name	Designation	Date of appointment
	Garware Industriees Private Limited	Whole-time director	16 Oct 2017

RK Ravindra Prabhakarrrao Kate DIN 07957869 DIN Status Approved Total Directorship 1 Nationality Indian Gender Male Address E2, Kasliwal Vishwa, Ulka Nagari Parvati Nagar, Garkheda Parisar	Company/LLP name	Designation	Date of appointment
	Garware Industriees Private Limited	Director	16 Oct 2017

Former Directors Details

Name	DIN	Designation	Nationality	Cessation Date

AM	Ajaykumar Basantlal Malpani	00003345	Director	Indian	12 Oct 2012
VM	Vidyavati Ajaykumar Malpani	00042666	Director	Indian	12 Oct 2012
TP	Tushar Madhuvandas Parikh	00049287	Director	Indian	12 Mar 2020
SS	Sheela Garware Shashikant	00135862	Director	Indian	01 Apr 2013
SG	Sonia Garware	00135995	Additional Director	Indian	19 Aug 2013
SG	Sarita Ramsay Garware	00136048	Additional Director	Indian	10 Mar 2023
AB	Anil Balwantrao Bhalerao	00137190	Whole-time director	Indian	16 Oct 2017
MG	Monika Garware	00143400	Additional Director	Indian	19 Aug 2013
ND	Nilesh Ramanlal Doshi	00249715	Director	Indian	12 Mar 2020
AD	Ashok Madhukar Deshpande	00265223	Director	Indian	19 Aug 2013
CJ	Chandrashekhar Pathak Jaiwantrao	00601668	Additional Director	Indian	19 Aug 2013
SM	Sanjay Shrinivasrao Mugaliker	07957858	Additional Director	Indian	16 Oct 2017
RK	Ravindra Prabhakarrao Kate	07957869	Additional Director	Indian	20 Jul 2018
VN	Vinod Narsingrao Nandapurkar	07963243	Additional Director	Indian	20 Jul 2018

Control & Ownership

Share Holding Pattern

Latest Annual Return

31 Mar 2023

Promoter Shares

10757000.00

Non Promoter Shares

-

Total Shareholders



● Promoters: 100.00%

Promoters



● Others: 100.00%

Promoters 31 Mar 2023

Category	Equity		Preference	
	Number of shares	Percentage	Number of shares	Percentage
Individual/Hindu Undivided Family				
(i) Indian	0.00	0.00%	0.00	0.00%
(ii) Non-Resident Indian (NRI)	0.00	0.00%	0.00	0.00%
(iii) Foreign national (other than NRI)	0.00	0.00%	-	0.00%
Government				
(i) Central Government	0.00	0.00%	-	0.00%
(ii) State Government	0.00	0.00%	-	0.00%
(iii) Government Companies	0.00	0.00%	0.00	0.00%
Insurance Companies	0.00	0.00%	0.00	0.00%
Banks	0.00	0.00%	-	0.00%
Financial Institutions	0.00	0.00%	-	0.00%
Foreign Institutional Investor	0.00	0.00%	-	0.00%
Mutual Fund	0.00	0.00%	0.00	0.00%
Venture Capital	0.00	0.00%	-	-
Body Corporate	0.00	0.00%	0.00	0.00%
Others	10757000.00	100.00%	0.00	0.00%
Total	10757000.00	100.00%	0.00	0.00%

Public / Other Than Promoters 31 Mar 2023

Category	Equity		Preference	
	Number of shares	Percentage	Number of shares	Percentage
Individual/Hindu Undivided Family				
(i) Indian	0.00	0.00%	0.00	0.00%
(ii) Non-Resident Indian (NRI)	0.00	0.00%	0.00	0.00%
(iii) Foreign national (other than NRI)	0.00	0.00%	0.00	0.00%
Government				
(i) Central Government	0.00	0.00%	0.00	0.00%
(ii) State Government	0.00	0.00%	0.00	0.00%
(iii) Government Companies	0.00	0.00%	0.00	0.00%
Insurance Companies	0.00	0.00%	0.00	0.00%
Banks	0.00	0.00%	0.00	0.00%
Financial Institutions	0.00	0.00%	0.00	0.00%
Foreign Institutional Investor	0.00	0.00%	0.00	0.00%
Mutual Fund	0.00	0.00%	0.00	0.00%
Venture Capital	0.00	0.00%	0.00	0.00%
Body Corporate	0.00	0.00%	0.00	0.00%
Others	0.00	0.00%	0.00	0.00%
Total	0.00	0.00%	0.00	-

Directors Shareholdings

As on 03 September 2025 Garware Industries Private Limited has not any Director Shareholdings as per our records.

Foreign Institutional Investor

As on 03 September 2025 Garware Industries Private Limited does not have any Foreign Institutional Investor as per our records.

Securities Allotment

Allotment Date	Allotment Type	Instrument	Amount (Cr)	No. of Securities Allotted	Nominal Value	Premium Value
11 Sep 13	Cash	Equity Shares	0.04	40000	10.00	-

Details of Shares/Debentures Transfers

Date	Transferor's Name	Transferee's Name	Type	No. of Units Transferred	Amount per Unit
2020-2021	Bhupat Dalichand Doshi	S. B. Garware Family Trust S. B. Garware Family Trust S. B. Garware Family Trust	Eqty	220.00	0.00
2020-2021	Chandrashekhar Jaiwantrao Pathak	S. B. Garware Family Trust S. B. Garware Family Trust S. B. Garware Family Trust	Eqty	220.00	0.00
2020-2021	Mohan Sitaram Adsul	S. B. Garware Family Trust S. B. Garware Family Trust S. B. Garware Family Trust	Eqty	220.00	0.00

Group Structure

This corporate does not have any Group Structure as per our records.

Overseas Direct Investment

This corporate has not made any Overseas Direct Investment as per our records.

Related Corporates (Common Directorship)

Company Name test	Company Status	Incorporation Date	Common Directorship
 Garware Hi-Tech Films Limited	Active	 68 years 2 months	Sonia Garware, Monika Garware and 2 more
 Breach Candy Hospital Trust	Active	 79 years 1 month	Monika Garware
 B. D. Garware Research Centre Private Limited	Active	 44 years 1 month	Sonia Garware and Shashikant Bhalchandra Garware
 Great View Real Estates Private Limited	Active	 13 years 12 days	Sonia Garware, Monika Garware and 3 more
 Golden Myriad Investment Management Llp	Active	 1 year 10 months	Monika Garware
 Magnifik Lifestyle Llp	Active	 1 year 6 months	Monika Garware
 Shashvat Investments Consultancy And Properties Private Limited	Active	 51 years 3 months	Shashikant Bhalchandra Garware and Sarita Ramsay Garware

Financials

Total Assets

₹ 103.86 Crore

↑ +9 %

Total Revenue

₹ 47.34 Crore

↓ -1.11 %

Profit/Loss

₹ 14.31 Crore

↓ -25.69 %

Cash & Bank Balance

₹ 11.81 Crore

↑ +23.46 %

Net Worth

₹ 87.34 Crore

↑ +19.6 %

Revenue



Profit



Balance Sheet Standalone - AOC-4 (Crore)

Particulars	31 Mar 2024	31 Mar 2023	31 Mar 2022	31 Mar 2021	31 Mar 2020
Shareholder's Fund					
Share Capital	10.76	10.76	12.46	15.00	11.00
Reserves And Surplus	76.59	62.27	61.04	52.48	57.21
Money Against Warrant	0.00	0.00	0.00	0.00	0.00
Other Equity	0.00	0.00	0.00	0.00	0.00
Total Equity	87.34	73.03	73.50	67.48	68.21
Non Current Liabilities					
Long Term Borrowings	4.57	9.53	6.24	0.41	0.52
Deferred Tax Liabilities (NET)	1.62	1.49	1.03	0.68	1.15
Other Long Term Liabilities	0.00	0.00	0.00	0.00	0.00
Long Term Provisions	0.05	0.03	0.07	0.06	0.05
Total Non Current Liabilities	6.23	11.05	7.35	1.15	1.72
Current Liabilities					
Short Term Borrowings	8.35	8.07	0.58	0.00	0.00
Trade Payables	0.61	1.13	0.90	1.49	1.17
Other Current Liabilities	0.90	1.73	3.74	1.92	1.23
Short Term Provisions	0.42	0.27	0.57	0.47	0.48
Total Current Liabilities	10.28	11.20	5.80	3.87	2.88
Total Equities & Liabilities	103.86	95.28	86.65	72.50	72.81
Non-Current Assests					
Tangible Assets	60.43	66.45	36.88	30.29	34.64
Intangible Assets	0.07	0.08	0.01	0.00	0.00
Capital Work-In-Progress	2.85	0.17	18.78	2.51	0.00
Intangible Assets Under Development	0.00	0.00	0.00	0.00	0.00
Non-Current Investment	3.38	3.38	3.38	3.38	3.38
Deferred Tax Assets(NET)	0.00	0.00	0.00	0.00	0.00

Particulars	31 Mar 2024	31 Mar 2023	31 Mar 2022	31 Mar 2021	31 Mar 2020
Long Term Loans And Advances	0.26	0.22	2.58	3.26	3.41
Other Non Current Assets	2.54	5.02	2.55	0.00	0.00
Total Non Current Assets	69.53	75.32	64.18	39.44	41.44
Current Assests					
Current Investment	15.30	4.55	3.24	22.40	9.61
Inventories	0.41	0.48	0.27	1.00	0.39
Trade Receivables	6.02	3.87	5.25	4.71	1.06
Cash And Bank Balance	11.81	9.57	13.14	4.63	19.96
Short Term Loans And Advances	0.79	1.49	0.56	0.33	0.34
Other Current Assets	0.00	0.00	0.00	0.00	0.00
Total Current Assets	34.33	19.96	22.47	33.06	31.37
Total Assets	103.86	95.28	86.65	72.50	72.81

Profit & Loss Standalone - AOC-4 (Crore)

Particulars	31 Mar 2024	31 Mar 2023	31 Mar 2022	31 Mar 2021	31 Mar 2020
Revenue					
Other Income	3.10	3.78	3.92	2.69	3.36
Revenue From Operations	44.24	44.10	49.99	40.06	33.70
Total Revenue	47.34	47.87	53.91	42.75	37.06
Expenses					
Cost Of Material Consumed	0.00	0.29	0.00	0.18	0.24
Finished Goods	0.00	0.00	0.02	0.07	0.10
Work-In-Progress	0.00	0.00	0.00	0.00	0.00
Stock In Trade	0.00	0.00	0.00	0.00	0.00
Employee Benefit Expense	4.39	4.21	5.21	4.27	3.68
Managerial Remuneration	0.00	0.00	3.42	3.04	2.04
Payment To Auditors	0.12	0.12	0.12	0.08	0.08
Insurance Expenses	0.30	0.30	0.22	0.22	0.08
Power And Fuel	0.07	0.06	0.04	0.05	0.07
Finance Cost	1.38	0.56	0.14	0.00	0.01
Depreciation And Amortisation	6.59	4.39	2.72	4.85	5.57
Other Expenses	15.26	11.60	10.96	9.36	9.76
Total Expense	28.17	21.54	19.43	19.08	19.67
Ebitda	24.59	28.00	33.80	26.18	19.92
Exceptional & Extra Oradinary Item					
Exceptional Items	0.00	0.00	0.00	0.00	0.00
Extraordinary Itmes	0.00	0.00	0.00	0.00	0.00
Profit Before Extraordinary & Exceptional Items	19.17	26.33	34.48	23.67	17.39
Profit Before Tax	19.17	26.33	34.48	23.67	17.39
Tax Expense					
Current Tax	4.73	6.61	8.37	6.37	4.84
Deferred Tax	0.13	0.46	0.35	-0.46	-0.71
Profit From Discountining Operations	0.00	0.00	0.00	0.00	0.00
Tax Expense Of Discountining Operations	0.00	0.00	0.00	0.00	0.00
Profit/Loss	14.31	19.26	25.75	17.76	13.26

Cash Flow Standalone - AOC-4 (Crore)

Particulars	31 Mar 2024	31 Mar 2023	31 Mar 2022	31 Mar 2021	31 Mar 2020
Cash Flows From/Used In Operating Activities					
Profit Before tax	19.17	26.33	34.48	23.67	17.39
Adjustments For Finance Costs	0.00	0.00	0.14	0.00	0.01
Adjustments For Decrease/Increase In Inventories	0.07	-0.20	0.72	-0.60	0.33
Adjustments For Decrease/Increase In Trade Receivables	-2.14	1.38	-0.55	-3.64	2.23
Adjustments For Increase/Decrease In Trade Payables	-1.35	-1.70	1.36	0.92	0.58
Adjustments For Provisions Current	0.00	0.00	0.00	0.00	0.00
Adjustments For Other Financial Assets	0.00	0.00	0.00	0.00	0.00
Adjustments For Other Financial Liabilities Non Current	0.00	0.00	0.00	0.00	0.00
Adjustments For Decrease/Increase In Other Current Assets	3.14	0.77	-1.61	-0.23	0.05
Adjustments For Increase/Decrease In Other Current Liabilities	0.00	0.00	0.00	0.00	0.00
Adjustments For Depreciation & Amortisation Expense	6.59	4.39	2.72	4.85	5.57
Adjustments For Unrealised Foreign Exchange Losses Gains	0.00	0.00	0.00	0.00	0.00
Adjustments For Dividend Income	0.25	0.25	0.24	0.00	0.47
Adjustments For Interest Income	0.00	0.00	0.00	0.00	0.00
Other Adjustments For Which Cash Effects Are Investing	-2.35	-3.11	-3.15	-2.69	-2.87
Other Adjustments For Non Cash Items	0.21	-0.39	0.12	0.00	0.15
Adjustments For Reconcile Profit Loss	3.91	0.89	-0.49	-1.38	5.59
Net Cash Flows From Operations	23.09	27.22	33.98	22.29	22.98
Income Taxes Paid Refund	4.78	5.96	8.86	5.98	4.28
Net Cash Flows From Operating Activities	19.23	21.41	24.59	16.31	18.69
Cash Flows From/Used In Investing Activities					
Cash Flows From Losing Control Of Subsidiaries	0.00	0.00	0.00	0.00	0.00
Cash Flows Used In Obtaining Control Of Subsidiaries	0.00	0.00	0.00	0.00	0.00
Other Cash Payments To Acquire Equity/Debt	0.00	0.00	0.00	29.15	0.11
Other Cash Receipts From Sales Of Interests	0.00	0.00	0.00	0.00	0.00
Proceeds From Sales Of Property Plant & Equipment	0.00	0.47	0.42	0.00	0.00
Purchase Of Property Plant & Equipment	3.28	15.87	25.91	3.01	1.63
Dividends Received	0.25	0.25	0.24	0.00	0.47
Interest Received	0.46	0.41	0.40	0.15	0.90
Other Inflows Outflows Of Cash	-8.36	-14.22	2.17	2.06	1.96
Net Cash Flows From Investing Activities	-10.92	-12.96	-2.64	-13.12	1.62
Cash Flows From/Used In Financing Activities					
Proceeds From Issuing Shares	0.00	0.00	0.00	0.00	0.00
Proceeds From Borrowings	0.00	0.00	0.00	0.00	0.00
Repayments Of Borrowings	4.68	-10.78	-6.30	15.04	0.38
Payments Of Lease Liabilities	0.00	0.00	0.00	0.00	0.00
Dividends Paid	0.00	0.00	0.00	0.00	6.64
Interest Paid	1.38	0.56	0.00	0.00	0.00
Other Inflows Of Cash	0.00	-19.73	-19.74	-3.48	0.00
Net Cash Flows From Financing Activities	-6.06	-9.51	-13.43	-18.52	-7.01
Net Change In Cash & Cash Equivalent Before Effect Of Exchange Rate Changes	2.24	-1.06	8.51	-15.33	13.29
Net Increase/Decrease In Cash & Cash Equivalents	2.24	-1.06	8.51	-15.33	13.29

Particulars	31 Mar 2024	31 Mar 2023	31 Mar 2022	31 Mar 2021	31 Mar 2020
Cash And Cash Equivalents At End Of Period	11.81	9.57	13.14	4.63	19.96

Ratio Standalone

Particulars	31 Mar 2024	31 Mar 2023	31 Mar 2022	31 Mar 2021	31 Mar 2020
Liquidity					
Current Ratio	3.34	1.78	3.87	8.54	10.89
Quick Ratio	3.3	1.74	3.83	8.29	10.75
Cash Ratio	1.15	0.85	2.27	1.2	6.93
Turnover					
Inventory To Sales	3.39	3.95	2	9.09	4.26
Debtor To Sales	49.65	32.07	38.35	42.87	11.53
Payable To Sales	5.03	9.35	6.59	13.53	12.68
Cash Conversion Cycle (days)	48	26.67	33.76	38.43	3.11
Sales To Fixed Asset	0.73	0.66	1.36	1.32	0.97
Profitability					
Net Profit Margin	32.35 %	43.68 %	51.51 %	44.33 %	39.34 %
Ebitda Margin	55.59 %	63.51 %	67.62 %	65.35 %	59.11 %
Return On Equity	16.39 %	26.37 %	35.04 %	26.31 %	19.44 %
Return On Capital Employed	20.25 %	29.27 %	42.81 %	34.72 %	25.06 %
Net Worth Margin	0.16 %	0.26 %	0.35 %	0.26 %	0.19 %
Earning/Growth					
Equity Multiplier	1.19	1.3	1.18	1.07	1.07
Revenue Growth	0.32 %	-11.79 %	24.79 %	18.87 %	-0.84 %
Leverage					
Debt To Ebitda	0.53	0.63	0.2	0.02	0.03
Solvency					
Debt To Equity	0.15	0.24	0.09	0.01	0.01
Interest Coverage Ratio	17.79	50.09	245.83	43631.83	1532.35

Auditor's Detail Standalone

Name	Membership Number	Firm Registration number	Name of auditor firm	PAN	Period
Laxminarayan Peraiah Yekkali	114753	106041W / W100136	Manubhai & Shah Llp	AAFFM2086H	2023-2024
Laxminarayan Peraiah Yekkali	114753	106041W / W100136	Manubhai & Shah Llp	AAFFM2086H	2022-2023
Darshan Jayesh Shah	131508	106041W / W100136	Manubhai & Shah Llp	AAFFM2086H	2021-2022
Shah Pradyumna Natvarlal	001738	106041W/W100136	Manubhai & Shah Llp	AAFFM2086H	2020-2021
Shah Pradyumna Natvarlal	001738	106041W/W100136	Manubhai & Shah Llp	AAFFM2086H	2019-2020

Charges

Open Charges

3

Open Charges Amount

38.75 Crore

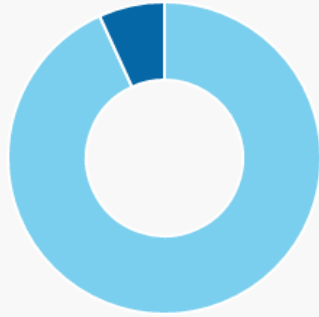
Closed Charges

17

Closed Charges Amount

240.32 Crore

Open charges



- Others Charges : 36 Crores
- Hdfc Bank Limited Charges : 3 Crores

Total Open Charges ₹38.75 Cr

Total Satisfied Charges ₹240.32 Cr

Total No. of Lender(s) 10

Top Lender Industrial Development Bank Of India

Last Charge Activity Modification

Last Charge Date 08 Apr 2025

Last Charge Amount ₹36.12 Cr

Open Charges

Charge ID	Lender	Amount Crore	Creation Date	Modification Date
100489619	Hdfc Bank Limited	0.44	24 Sep 2021	-
100467746	Hdfc Bank Limited	2.19	09 Jul 2021	-
80052136	Others	36.12	11 Aug 2005	08 Apr 2025

Closed Charges

Charge ID	Lender	Amount Crore	Creation Date	Modification Date	Satisfaction Date
10025588	Idbi Trusteeship Services Limited	43.58	02 Nov 2006	22 Nov 2006	29 Mar 2011
90214145	Deogiri Nagari Sahakari Bank Ltd	3.75	25 Sep 2004	-	02 Jun 2009
90223377	The Comos Co -Op. Bank Ltd.	1.50	13 Aug 2002	-	29 May 2018
90223309	The Comos Co -Op. Bank Ltd.	0.06	29 Dec 2001	-	29 May 2018
90223299	The Comos Co -Op. Bank Ltd.	9.50	23 Nov 2001	-	29 May 2018
90226745	The Comos Co -Op. Bank Ltd.	9.50	06 Nov 2001	-	29 May 2018
90223259	The Saraswat Co-Op Bank Ltd	6.00	21 Jun 2001	07 May 2009	29 May 2018
90223088	The Comos Co -Op. Bank Ltd.	1.00	19 Nov 1999	-	29 May 2018
90223087	The Comos Co -Op. Bank Ltd.	1.00	18 Nov 1999	17 Dec 2002	29 May 2018
90213426	Industrial Development Bank Of India	20.30	29 Sep 1999	29 Sep 1999	29 Sep 2006
90213380	Industrial Development Bank Of India	14.40	06 Jul 1999	-	29 Sep 2006
90223004	The Comos Co -Op. Bank Ltd.	2.00	26 Mar 1999	23 Sep 1999	29 May 2018
90222932	The Comos Co -Op. Bank Ltd.	3.78	07 Sep 1998	16 Nov 1999	28 Jun 2018
90220309	The Cosmos Co-Operative Bank Limited	12.50	14 May 1998	21 Feb 2013	29 May 2018
90230991	The Cosmos Co-Operative Bank Limited	6.75	14 May 1998	21 Feb 2013	29 May 2018
80010284	Barclays Bank Plc	26.70	11 Jul 1997	21 May 1998	30 Aug 2006
80012288	Industrial Development Bank Of India	78.00	11 Apr 1996	22 Jan 1997	29 Sep 2006

Peer Comparison

Business Activity

Manufacturing : Plastic products, non-metallic mineral products, rubber products, fabricated metal products

100.00

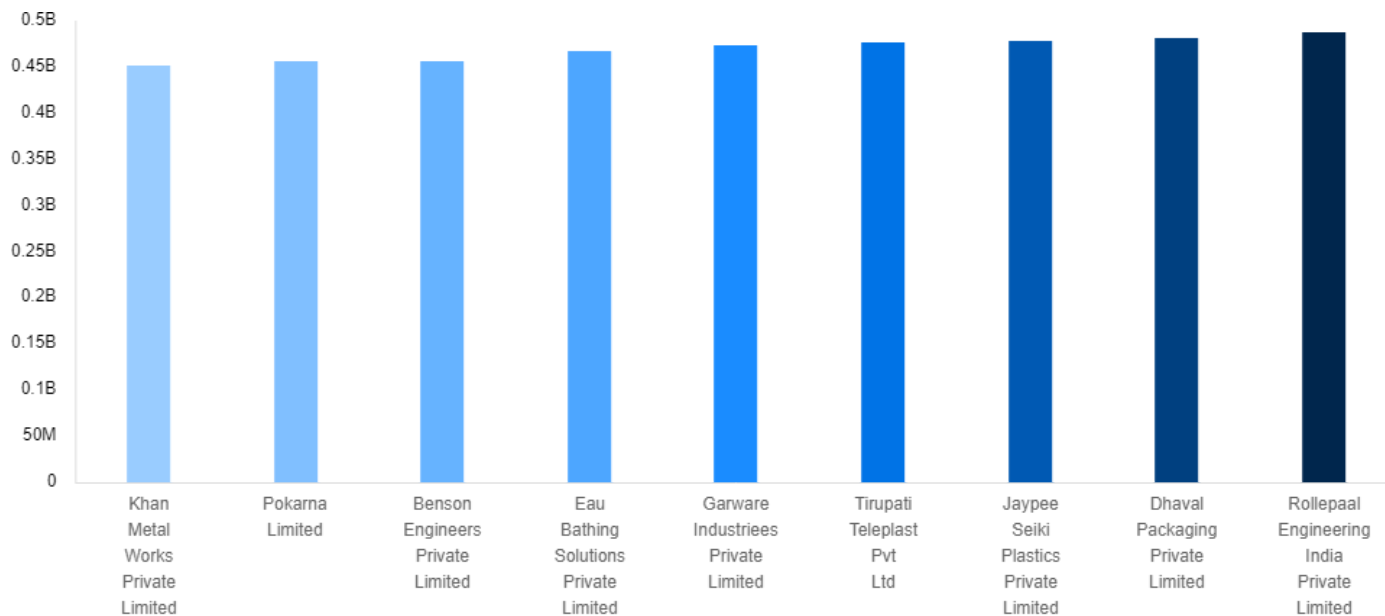
Manufacturing : Plastic products, non-metallic mineral products, rubber products, fabricated metal products

100

Financial Year: 2024

Turnover: 47.34

Business Activity	Turnover %	Turnover
Plastic products, non-metallic mineral products, rubber products, fabricated metal products	100.00	₹ 47.34
Plastic products, non-metallic mineral products, rubber products, fabricated metal products	100	₹ 47.34



Company Name	Incorporation Date	Paid Up Capital	Authorised Capital	Sum of Charges	Turnover	Net Worth
 Khan Metal Works Pr... CIN - U27109MH2021PTC372808	06 Dec 2021	₹ 0.10 cr	₹ 0.10 cr	₹ 7.28 cr	₹ 45.18 cr	₹ 0.58 cr
 Pokarna Limited CIN - L14102TG1991PLC013299	09 Oct 1991	₹ 6.20 cr	₹ 20.00 cr	₹ 119.40 cr	₹ 45.61 cr	₹ 119.77 cr
 Benson Engineers Pri... CIN - U29308OR1986PTC001706	10 Jul 1986	₹ 0.24 cr	₹ 0.25 cr	₹ 9.04 cr	₹ 45.62 cr	₹ 4.69 cr
 Eau Bathing Solution... CIN - U74999HR2014PTC056577	21 Jul 2014	₹ 3.00 cr	₹ 3.00 cr	₹ 46.82 cr	₹ 46.72 cr	₹ -22.57 cr
 Garware Industrieses ... CIN - U74999MH2012PTC235072	28 Aug 2012	₹ 9.65 cr	₹ 132.00 cr	₹ 38.75 cr	₹ 47.34 cr	₹ 87.34 cr
 Tirupati Teleplast Pvt... CIN - U25201WB1996PTC078667	28 Mar 1996	₹ 0.22 cr	₹ 1.25 cr	₹ 5.42 cr	₹ 47.66 cr	₹ 1.93 cr
 Jaypee Seiki Plastics ... CIN - U74899DL1986PTC023885	14 Apr 1986	₹ 1.42 cr	₹ 2.00 cr	₹ 4.05 cr	₹ 47.80 cr	₹ 15.94 cr
 Dhaval Packaging Pr... CIN - U25202GJ2015PTC084963	02 Nov 2015	₹ 2.42 cr	₹ 5.00 cr	₹ 32.33 cr	₹ 48.08 cr	₹ 4.11 cr
 Rollepaal Engineerin... CIN - U29299GJ2004PTC043817	18 Mar 2004	₹ 0.42 cr	₹ 0.60 cr	-	₹ 48.77 cr	₹ 27.71 cr

Compliance Details

Auditors' Remarks

Financial Year	2018	2019	2020	2023	2022	2021	2024	2016	2017
Whether Auditors Report has been Qualified ?	No	No	No	No	No	No	No	No	No

CARO

Financial Year	2018	2019	2020	2023	2022	2021	2024	2016	2017
Whether Auditors Report has been Qualified ?	Yes	Yes	Yes	Yes	Yes	Yes	Yes	Yes	Yes

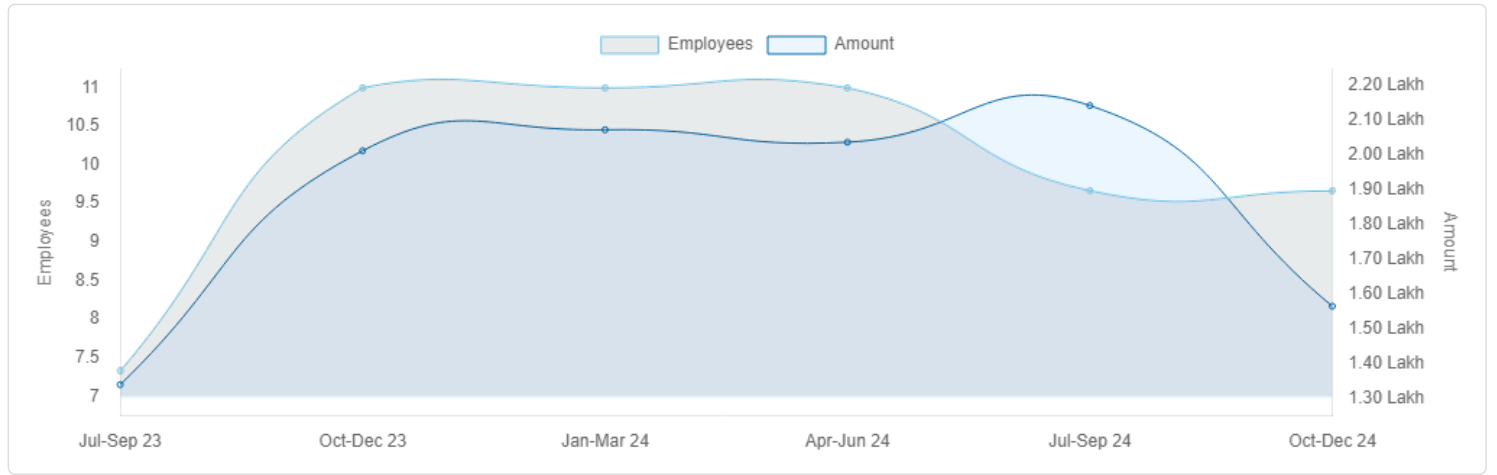
Gstin Details

Total GSTIN	Active GSTIN	Inactive GSTIN
1	1	-

Active Gst

GSTIN	State	Status	Last Filing	Due Date	Delay in 12 Months
27AAACY5779P1ZB	Maharashtra	Active	16 May 2025	20 May 2025	Delay in Filing

EPFO Summary

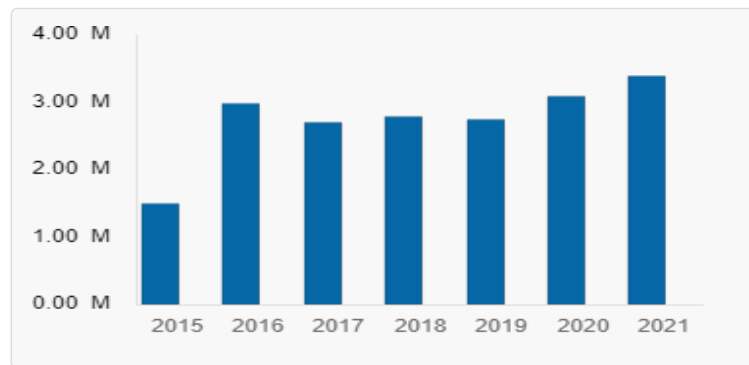


Financial Year	Number Of Employees	PF Contribution	Entity with delay
2025-2026	8	448,392	1
2024-2025	9	2,064,188	1
2023-2024	11	2,388,348	1
2022-2023	12	2,738,750	1
2021-2022	13	2,650,796	1
2020-2021	13	2,524,716	0
2019-2020	16	3,335,200	1
2018-2019	16	2,821,002	1
2017-2018	20	3,830,534	1
2016-2017	21	1,146,148	0

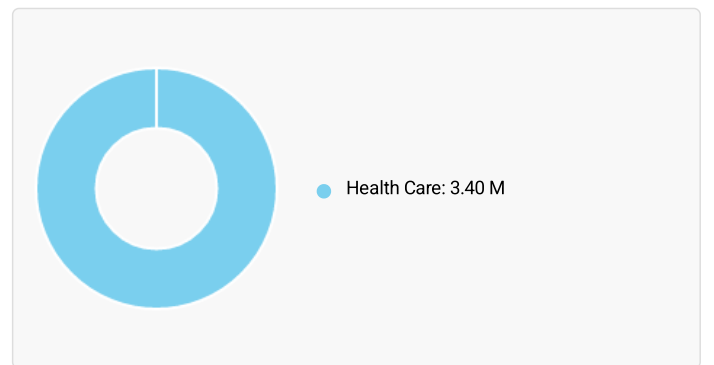
Active Establishment

Establishment Code	State	Status	Last Filing	Due Date	Delay in 12 Months
NGAUR0084865000	Maharashtra	Active	12 Aug 2025	15 Aug 2025	Delay in Filing

CSR Details



CSR amounts spent by organization for specific financial years.



CSR amounts spent by organization for specific sectors.

Financial year 2020-21

State	Sector	Csr Project	Amount Spent	Outlay
Pan India	Health Care	Contribution To A Trust	3400000.00	3400000.00

Credit Rating

The company has not been Credit Rated by any agency yet as per our records.

Alerts

Flagged by Authorities

The Corporate has not been flagged by any authority as per our records

Suit filed by Bureau

No bureau cases found as per our records.

Cases found in Courts

No Court Cases found as per our records

Quasi Judicial Cases

No NCLT/NCLAT Cases found as per our records.

Alerts Details

No Alerts Details found as per our records

Litigation

Pending cases filed against Company

-

Pending cases filed by Company

-

Disposed cases filed against Company

-

Disposed cases filed by Company

-

Pending cases filed against Company

There are no pending cases filed against Garware Industries Private Limited as per our record.

Pending cases filed by Company

There are no Pending cases filed by Garware Industries Private Limited as per our record.

Disposed cases filed against Company

There are no disposed cases filed against Garware Industries Private Limited as per our records.

Disposed cases filed by Company

There are no disposed cases filed by Garware Industries Private Limited as per our records.

Disclaimer

The Company Check, a data and information services provider operated by TCC Information Private Limited, has generated this Report specifically at the request of our client. All the information contained in this report has been collected, produced, and mapped by machine from authentic and reliable sources, and is publicly available. It is intended for the client's sole and exclusive use and must not be sold, licensed, or redistributed in any manner whatsoever.

While The Company Check has performed a reasonable amount of due diligence to confirm the accuracy and correctness of the information, no guarantee is extended in this regard, as the information has been handled entirely through automated means.

The Company Check strongly encourages clients and users of this information to verify it independently before relying on it for any business decisions that may have financial or commercial consequences. If any information is found to be incorrect, kindly do let us know at support@thecompanycheck.com so that we can make amendments in our automated processes for the future.

The Company Check bears no responsibility for any loss, damages, or costs that may arise from actions taken or not taken based on the information provided in this report.