

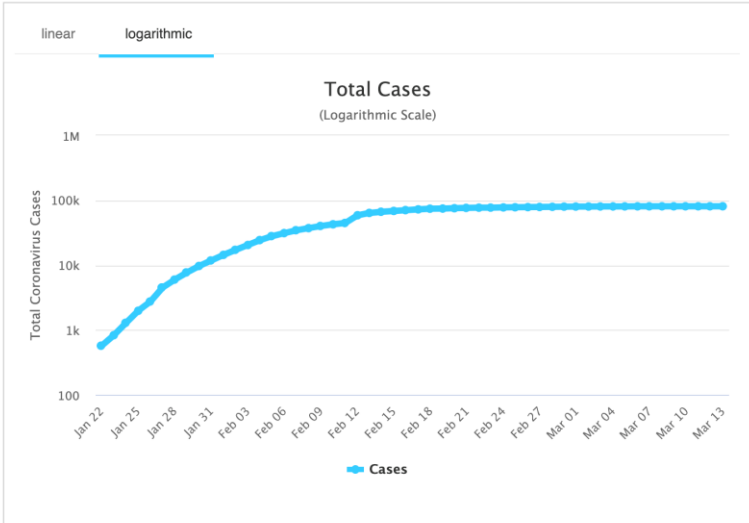
# Data on COVID-19 cases

(As on 14 March 2020)

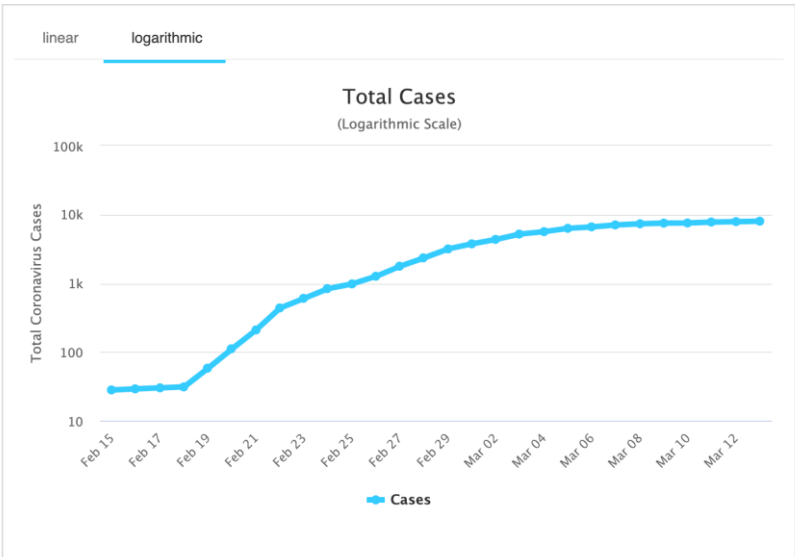
@deepakvenkatesh

China's total number of cases on the logarithmic scale has reached an asymptote. Only other country which seems to be reaching such a limit is South Korea.

Total Coronavirus Cases in China

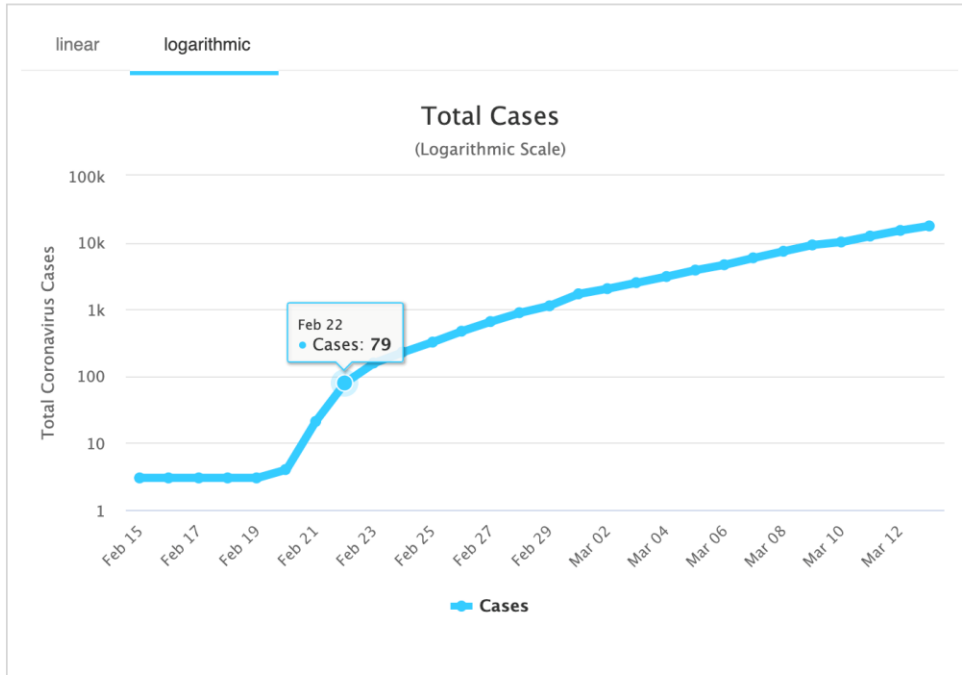


Total Coronavirus Cases in South Korea

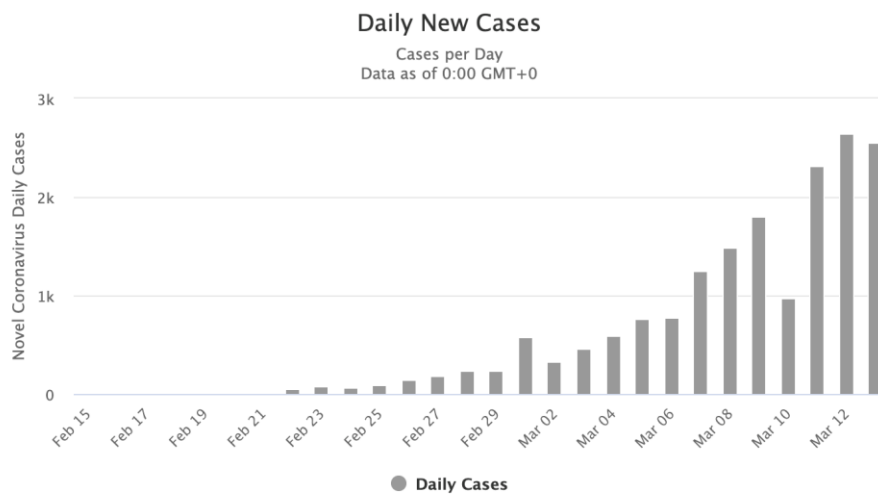


Italy seems just to be at the start of the growth phase on the curve. It has even been adding a record number of cases daily. Note the data for 14 March in new cases is a staggering ~3500 which is 900+ more than yesterday's.

### Total Coronavirus Cases in Italy

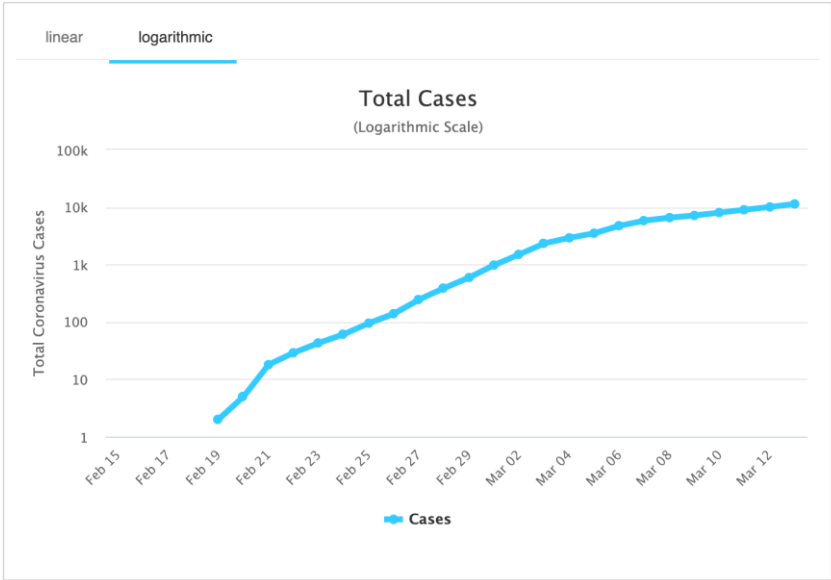


### Daily New Cases in Italy

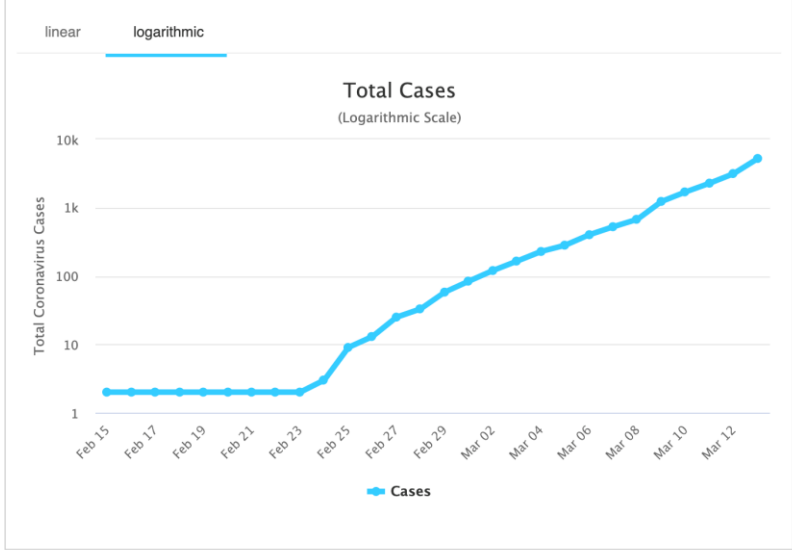


Other countries seem to be just getting started on their growth curves unfortunately. Including Iran, Spain, Germany, France & the USA.

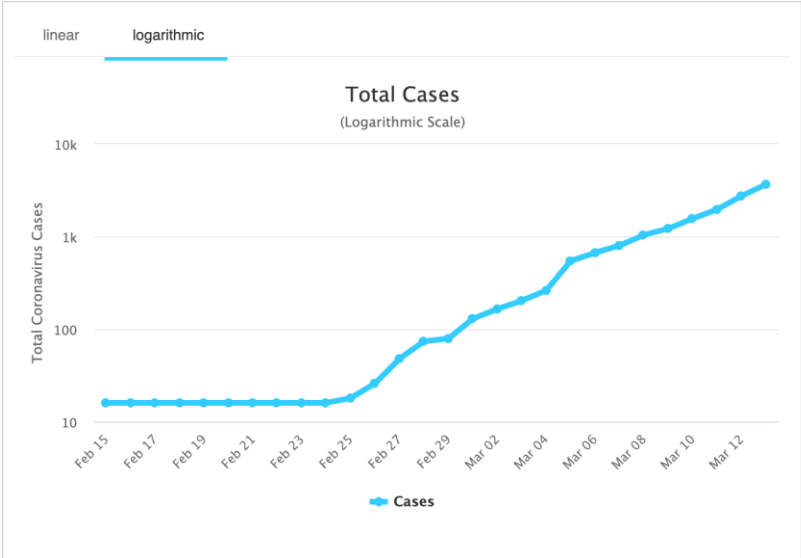
### Total Coronavirus Cases in Iran



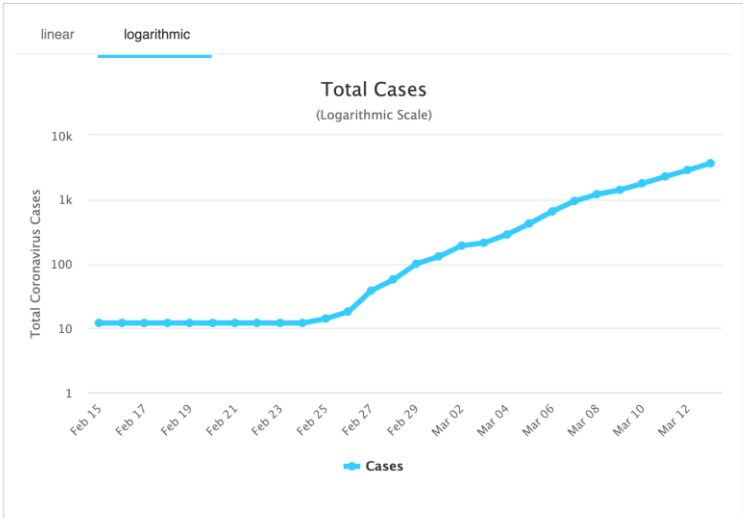
### Total Coronavirus Cases in Spain



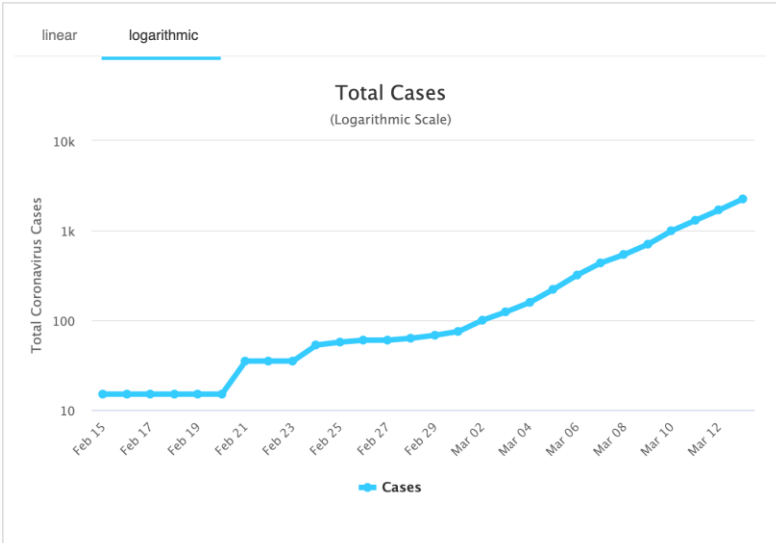
### Total Coronavirus Cases in Germany



### Total Coronavirus Cases in France



### Total Coronavirus Cases in the United States



Death Rates and Recovery Rates are outlined below. Any positive case will terminate into either recovery or death at the asymptote is the assumption.

Date is broken into blocks of countries with greater than 1000 total cases, less than 1000 and up to 100 and third category of countries are those which have below 100 cases. Note India has 97 cases as of now.

Note the world average for death rate is **3.72%** and recovery rate is **47.60%**.

All countries are ordered with descending total number of cases.

*Block 1: Countries with 1000 or more cases*

Country	Death Rate	Recovery Rate
China	3.95%	81.13%
Italy	6.81%	9.29%
Iran	4.80%	34.09%
S. Korea	0.89%	8.83%
Spain	3.05%	8.09%
Germany	0.20%	1.00%
France	2.04%	0.27%
USA	2.01%	1.73%
Switzerland	0.95%	0.29%
UK	1.84%	1.58%
Norway	0.27%	0.09%

*Block 2: From 100 to less than 1000 cases*

Country	Death Rate	Recovery Rate
Sweden	0.21%	0.10%
Netherlands	1.25%	0.21%
Denmark	0.12%	0.12%
Japan	2.74%	17.91%
Diamond Princess	1.01%	65.52%
Belgium	0.58%	0.15%
Austria	0.15%	0.92%
Qatar	0.00%	1.19%
Australia	1.21%	10.89%
Canada	0.40%	4.45%
Malaysia	0.00%	14.71%
Greece	1.32%	3.51%
Finland	0.00%	4.44%
Bahrain	0.00%	28.30%
Singapore	0.00%	49.53%
Israel	0.00%	2.07%
Czechia	0.00%	0.00%
Slovenia	0.55%	0.00%
Portugal	0.00%	1.18%
Iceland	0.00%	0.00%
Brazil	0.00%	0.66%
Hong Kong	2.82%	57.04%
Ireland	1.55%	0.00%
Romania	0.00%	7.32%
Estonia	0.00%	0.00%
Philippines	7.21%	1.80%
Iraq	9.09%	23.64%
Egypt	1.83%	24.77%
Kuwait	0.00%	4.81%
Poland	2.91%	12.62%
Saudi Arabia	0.00%	0.97%
San Marino	4.95%	3.96%

*Block 3 less: than 100 cases*

Country	Death Rate	Recovery Rate
India	2.06%	10.31%
Indonesia	5.21%	8.33%
Lebanon	3.23%	1.08%

UAE	0.00%	23.53%
Thailand	1.22%	42.68%
Chile	0.00%	0.00%
Russia	0.00%	13.56%
Taiwan	1.89%	37.74%
Vietnam	0.00%	30.19%
Luxembourg	1.96%	0.00%
Serbia	0.00%	0.00%
Argentina	4.44%	0.00%
Slovakia	0.00%	0.00%
Bulgaria	4.88%	0.00%
Brunei	0.00%	0.00%
Croatia	0.00%	2.56%
Albania	2.63%	0.00%
Peru	0.00%	0.00%
South Africa	0.00%	0.00%
Palestine	0.00%	0.00%
Algeria	8.11%	27.03%
Panama	2.78%	0.00%
Pakistan	0.00%	6.45%
Georgia	0.00%	0.00%
Hungary	0.00%	3.33%
Ecuador	3.57%	0.00%
Belarus	0.00%	11.11%
Costa Rica	0.00%	0.00%
Latvia	0.00%	3.85%
Mexico	0.00%	15.38%
Cyprus	0.00%	0.00%
Colombia	0.00%	0.00%
Senegal	0.00%	9.52%
Bosnia and Herzegovina	0.00%	0.00%
Oman	0.00%	47.37%
Armenia	0.00%	0.00%
Tunisia	0.00%	0.00%
Malta	0.00%	5.56%
Morocco	5.88%	5.88%
Azerbaijan	6.67%	20.00%
North Macedonia	0.00%	7.69%
Moldova	0.00%	0.00%
Afghanistan	0.00%	0.00%
Dominican Republic	0.00%	0.00%
Macao	0.00%	100.00%

Sri Lanka	0.00%	10.00%
Bolivia	0.00%	0.00%
Maldives	0.00%	0.00%
Martinique	0.00%	0.00%
Lithuania	0.00%	11.11%
Faeroe Islands	0.00%	0.00%
Jamaica	0.00%	0.00%
Cambodia	0.00%	14.29%
French Guiana	0.00%	0.00%
Paraguay	0.00%	0.00%
New Zealand	0.00%	0.00%
Kazakhstan	0.00%	0.00%
Réunion	0.00%	0.00%
Turkey	0.00%	0.00%
Bangladesh	0.00%	40.00%
Cuba	0.00%	0.00%
Liechtenstein	0.00%	0.00%
Uruguay	0.00%	0.00%
Ukraine	33.33%	0.00%
Channel Islands	0.00%	0.00%
French Polynesia	0.00%	0.00%
Guadeloupe	0.00%	0.00%
Honduras	0.00%	0.00%
Puerto Rico	0.00%	0.00%
Monaco	0.00%	0.00%
Nigeria	0.00%	0.00%
Aruba	0.00%	0.00%
Burkina Faso	0.00%	0.00%
Cameroon	0.00%	0.00%
DRC	0.00%	0.00%
Ghana	0.00%	0.00%
Namibia	0.00%	0.00%
Saint Martin	0.00%	0.00%
Seychelles	0.00%	0.00%
Trinidad and Tobago	0.00%	0.00%
Venezuela	0.00%	0.00%
Guyana	100.00%	0.00%
Sudan	100.00%	0.00%
Andorra	0.00%	0.00%
Jordan	0.00%	100.00%
Nepal	0.00%	100.00%
Antigua and Barbuda	0.00%	0.00%
Bhutan	0.00%	0.00%



Cayman Islands	0.00%	0.00%
Ivory Coast	0.00%	0.00%
Curaçao	0.00%	0.00%
Ethiopia	0.00%	0.00%
Gabon	0.00%	0.00%
Gibraltar	0.00%	100.00%
Guatemala	0.00%	0.00%
Guinea	0.00%	0.00%
Vatican City	0.00%	0.00%
Kenya	0.00%	0.00%
Mauritania	0.00%	0.00%
Mayotte	0.00%	0.00%
Mongolia	0.00%	0.00%
Rwanda	0.00%	0.00%
St. Barth	0.00%	0.00%
Saint Lucia	0.00%	0.00%
St. Vincent Grenadines	0.00%	0.00%
Suriname	0.00%	0.00%
Eswatini	0.00%	0.00%
Togo	0.00%	0.00%
U.S. Virgin Islands	0.00%	0.00%

*Data Source: Worldometers*

*Disclosure: This is analysis basis some data points as reported on Worldometers.info. Please interpret as you like.*