



ANTS PORTFOLIO ANALYZER

contact Email: contactus@Antsai.in

To: vijaypura@antsai.in

ID:79911274

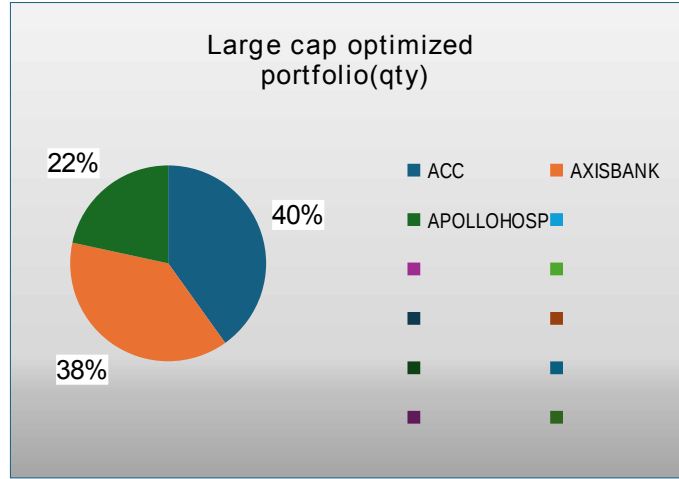
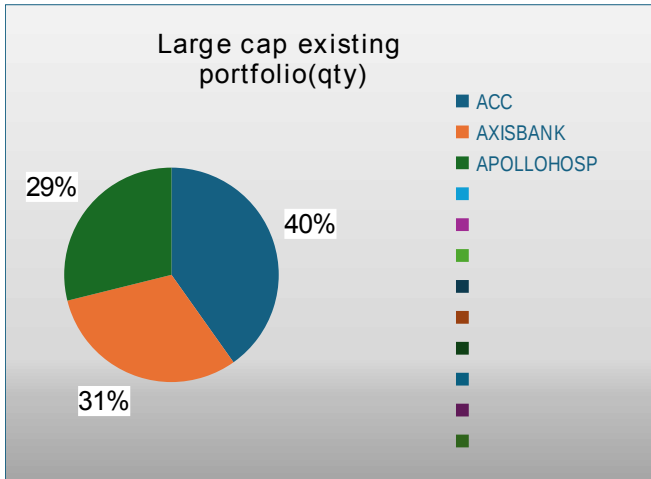
Date: 22/10/2024

Current holding Value: 96709
New Investment : 0
Fund Withdraw : 0
Computed Holding Value : 0
Adjusted Holding Value: 96709

Action Items:

Symbols	Holding Qty	Optimized Qty	Optimized weights
ACC	17	17	0.394
AXISBANK	25	31	0.383
APOLLOHOSP	4	3	0.223

Historical Data: 3 years



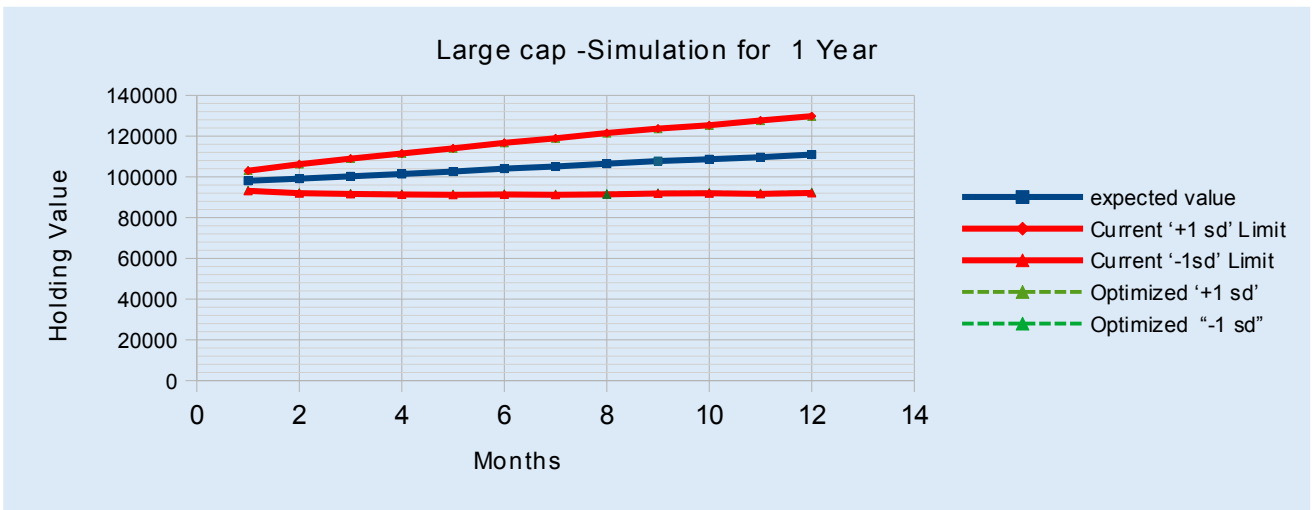
Current Holding (L) 96709
 Combined Return:/Month/INR 1.19%
 Standard Deviation 0.0511

Simulation	3 Months	6 Months	1 Year
%CAGR	17.51	14.98	14.72
Holding Value	100690	103700	110944
Profit at CAGR	3981	6991	14236

Optimized (L) 96907.1
 combined Return: 1.19%
 Standard Deviation 0.0504

	3 Months	6 Months	1 Year
%CAGR	17.37	14.89	14.63
Holding Value	100866	103872	111085
Profit at CAGR	3959	6964	14178

Key Result: Reduction in risk at 1 SD is 1.38%



Disclaimer:

1. All forecasting are based on historical price movements.
2. These tests are not based on Fundamental analysis
3. Forecasting based on historical price movements may not continue due to change in pricing pattern, hence we recommend test to be done once every month and watch the new balanced portfolio.
4. We are not recommending any scrips nor recommending users to buy and sell based on information provided, we are only giving outcome based on a test that has been used.
5. Equity is a high risk portfolio, we advice investors to take advice from NSE certified investment advisors before investir in the market.