

# INDIAN SHIPPING STATISTICS 2022



भारत सरकार

GOVERNMENT OF INDIA

पत्तन,पोत परिवहन और जलमार्ग मंत्रालय

MINISTRY OF PORTS,SHIPPING & WATERWAYS

परिवहन अनुसंधान प्रभाग

TRANSPORT RESEARCH WING

नई दिल्ली

NEW DELHI

# Indian Shipping Statistics

2022



सत्यमेव जयते

---

**GOVERNMENT OF INDIA  
MINISTRY OF PORTS, SHIPPING & WATERWAYS  
TRANSPORT RESEARCH WING  
NEW DELHI**

सुधांश पंत  
Sudhansh Pant



सचिव  
SECRETARY  
भारत सरकार  
GOVERNMENT OF INDIA  
पत्तन, पोत परिवहन और  
जलमार्ग मंत्रालय  
MINISTRY OF PORTS,  
SHIPPING AND WATERWAYS

## P R E F A C E

“Indian Shipping Statistics 2022” is an Annual Publication of the Transport Research Wing (TRW) in the Ministry of Ports, Shipping & Waterways. The present issue gives information on the current status of the Indian Shipping Sector as on 31<sup>st</sup> December, 2022 in terms of tonnage by different dimensions like age, size and type of vessels and other facets of the Indian Shipping sector.

The present volume begins with an overview of the Performance of Indian Shipping. Besides, it covers growth and total tonnage of Indian Shipping, Overseas Shipping and Coastal Shipping under the first three Sections. Prices of fuel for Vessels plying on international run and fuel prices at Indian Ports for Vessels plying on Coastal run are also given under Sections two and three. The growth and total fleet owned by Shipping Corporation of India and the financial position of Indian Shipping Companies is given in the next two Sections.

The main source agencies for this publication are the Directorate General of Shipping, Shipping Corporation of India, Indian Oil Corporation and different Shipping Companies in the private sector.

I wish to record my deep appreciation for the outstanding support and cooperation provided by all who have been involved in improving and compiling this issue. This publication is a joint endeavour, with each officer fully contributing with their knowledge and professional commitment. Suggestions from the users of the information are welcome to enable in further improving the quality and coverage.

*Sudhansh Pant*  
(Sudhansh Pant)

New Delhi  
March 31, 2023



परिवहन भवन, 1, संसद मार्ग, नई दिल्ली-110001, भारत  
टेलि.: +91 11 23714938, फैक्स : +91 11 23716656, ई-मेल : secyship@nic.in  
Transport Bhawan, 1, Parliament Street, New Delhi-110001, INDIA  
Tel. : +91 11 23714938, Fax : +91 11 23716656, E-mail : secyship@nic.in

## **Officers & Staff involved in this Publication**

\*\*\*\*\*

**Shri Sunil Kumar Singh**  
Adviser (Statistics)

**Mrs. Avneet Kaur**  
Joint Director

**Ms. Seema Joshi**  
Deputy Director

**Shri Ashish K. Saini**  
Senior Statistical Officer

**Shri Rahul Sharma**  
Junior Statistical Officer

## ACRONYMS

...	: NOT AVAILABLE
ACID	: ACID CARRIERS
AHTS	: ANCHOR HANDLING TUG SUPPLY VESSEL
BARG	: BARGES
BGS	: B.G. SHIKRE CONSTRUCTIONS LTD.
BC	: BULK CARRIERS
CEMC	: CEMENT CARRIER
CCON	: CELLULAR CONTAINER VESSEL
CHT	: CHEMICAL TANKER
CREW	: CREW BOAT
CS	: CONTAINER SHIP
DCB	: DUMB CRANE BARGE
DPB	: DUMB PONTOON BARGE
DRB	: DRY CARGO BULK CARRIER
DRED	: DREDGER
DRY	: DRY CARGO LINER
DWT	: DEAD WEIGHT TONNAGE
ECAR	: ETHYLENE GAS CARRIER
EP	: ELECTRIC PROPULSION
ESL	: ESSAR SHIPPING LTD.
FC	: FLOATING CRANES
GC	: GAS CARRIERS
GCV/GCS	: GENERAL CARGO VESSEL

<b>GT</b>	<b>: GROSS TONNAGE</b>
<b>GSIL</b>	<b>: GREAT SHIP (INDIA) LTD</b>
<b>GOSL</b>	<b>: GLOBAL OFFSHORE SERVICES LTD.</b>
<b>GESC</b>	<b>: GREAT EASTERN SHIPPING CORPORATION</b>
<b>HOD</b>	<b>: HOOPER DREDGER</b>
<b>LCAR</b>	<b>: LPG CARRIERS</b>
<b>LNG</b>	<b>: LNG CARRIER</b>
<b>LPGT</b>	<b>: LPG TANKER</b>
<b>MB</b>	<b>: MOTOR BOAT</b>
<b>MBC</b>	<b>: MINI BULK CARRIERS</b>
<b>MFO</b>	<b>: MARINE FUEL OIL</b>
<b>MLL</b>	<b>: MERCATOR LINES LTD</b>
<b>MPSV</b>	<b>: MULTI-PURPOSE SUPPLY VESSEL</b>
<b>MT</b>	<b>: MILLION TONNE</b>
<b>MOT</b>	<b>: MOTOR LAUNCH</b>
<b>MOTO</b>	<b>: MOTOR TENDER</b>
<b>MOTT</b>	<b>: MOTOR TUG</b>
<b>MOTS</b>	<b>: MOTOR SHIP</b>
<b>MSV</b>	<b>: MULTI - SERVICE VESSEL</b>
<b>MTK</b>	<b>: MOTOR TANKER</b>
<b>OCS</b>	<b>: OTHER CARGO SHIP</b>
<b>OFF</b>	<b>: OFFSHORE SUPPLY VESSEL</b>
<b>OSS</b>	<b>: OFFSHORE SUPPORT VESSEL</b>
<b>OIBC</b>	<b>: ORE/OIL BULK CARRIERS</b>
<b>OSL</b>	<b>: OCEAN SPARKLE LIMITED</b>
<b>PASS</b>	<b>: PASSENGER CUM CARGO</b>

<b>PB</b>	<b>: PILOT BOAT</b>
<b>PC/PL</b>	<b>: PLEASURE CRAFT</b>
<b>PFSL</b>	<b>: PFS SHIPPING (INDIA) LTD.</b>
<b>PGER</b>	<b>: PASSENGER SERVICE</b>
<b>PHSC</b>	<b>: PASSENGER HIGH SPEED CRAFT</b>
<b>PT</b>	<b>: PRODUCT TANKER</b>
<b>PTMB</b>	<b>: PORT TRUSTS &amp; MARITIME BOARDS VESSEL</b>
<b>PSV</b>	<b>: PLATFORM SUPPLY VESSEL</b>
<b>PV</b>	<b>: PASSENGER VESSEL</b>
<b>PY</b>	<b>: PLEASURE YACHT</b>
<b>RIL</b>	<b>: RELIANCE INDUSTRIES LTD</b>
<b>RORO</b>	<b>: ROLL ON-ROLL OF CONTAINER VESSLES</b>
<b>RS</b>	<b>: RESEARCH/SURVEY VESSEL</b>
<b>SC</b>	<b>: STEEL CARRIER</b>
<b>SIL</b>	<b>: SEVEN ISLANDS SHIPPING LIMITED</b>
<b>SOFF</b>	<b>: SPECIALISED VESSLES FOR OFFSHORE</b>
<b>SV</b>	<b>: SUPPLY VESSEL</b>
<b>SWB</b>	<b>: STEEL WELDED BOAT</b>
<b>TANC</b>	<b>: OIL TANKER (CRUDE)</b>
<b>TANP</b>	<b>: OIL TANKER (PC)</b>
<b>TCAR</b>	<b>: TIMBER CARRIERS</b>
<b>TCI</b>	<b>: TRANSPORT CORPORATION OF INDIA</b>
<b>TICL</b>	<b>: THE INDIA CEMENT LTD.</b>
<b>TUG</b>	<b>: TUG</b>
<b>UTB</b>	<b>: UTILITY BOAT</b>

<b>UTC</b>	<b>: UTILITY CRAFT</b>
<b>UTV</b>	<b>: UTILITY VESSEL</b>
<b>WELL</b>	<b>: WELL STIMULATION VESSEL</b>
<b>VL</b>	<b>: VEDANTA LIMITED</b>
<b>Y</b>	<b>: YACHT</b>



# INDEX

Tables	Subject	Page No.
	Selected Indicators of the Economy(2018-19 to 2021-22)	
	<b><i>CURRENT STATUS OF SHIPPING SECTOR</i></b>	
	<b>I : PERFORMANCE OF INDIAN SHIPPING</b>	i-ix
	<b>II : GROWTH PROFILE OF SHIPPING SECTOR IN INDIA</b>	x
	<b><i>SECTION – 1 : INDIAN SHIPPING</i></b>	
1.1	Growth of Indian Shipping (1980-2022)	1-2
1.2	Share of Indian Tonnage –Age wise (1993-2022)	3-5
	<b>Growth of Indian Fleet (1994-2022)</b>	
1.3	By Type of Vessels	6-8
1.4	By Size of Vessels	9-10
1.5	By Age of Vessels	11-12
	<b>Indian Fleet as on 31<sup>st</sup> December, 2022</b>	
1.6	By Type and Size of Vessels	13-20
1.7	By Type and Age of Vessels	21-26
1.8	By Age and Size of Vessels	27
1.9	Tonnage: Company-wise	28-42
1.10	Net Addition to Indian Fleet	43-47
1.11	List of Vessels Registered for Indian Trade (As on 31 <sup>st</sup> December, 2022)	48-104
	<b><i>SECTION – 2: OVERSEAS SHIPPING</i></b>	
	<b>Growth of Overseas Fleet- (1994-2022)</b>	
2.1	By Type of Vessels	105-106
2.2	By Size of Vessels	107-108
2.3	By Age of Vessels	109-110
	<b>Overseas Fleet as on 31<sup>st</sup> December, 2022</b>	
2.4	By Type and Age of Vessels	111-113
2.5	By Type and Size of Vessels	114-117
2.6	By Age and Size of Vessels	118
2.7	Overseas Fleet-By Number of Companies and Vessels Owned (2020-22)	119
2.8	Overseas Fleet-By Number of Companies/Ships and Tonnage Owned (2020-22)	120
2.9	Indian Shipping Companies Registered for Overseas Trade (As on 31 <sup>st</sup> Dec, 2022)	121-125
2.10	Net Addition to Indian Overseas Fleet (As on 31 <sup>st</sup> Dec, 2022)	126-127
	<b>Prices of Fuel for Vessels Plying on International Run- (2016-2022)</b>	
2.11	Furnace Oil & MFO 0.5 % Furnace Oil	128
2.12	Light Diesel Oil	129
2.13	High Flash High Speed Diesel Oil/ Low Sulphur High Flash High Speed Diesel Oil	130
	<b><i>SECTION – 3: COASTAL SHIPPING</i></b>	
	<b>Growth of Coastal Fleet- (1994-2022)</b>	
3.1	By Type of Vessels	131-133
3.2	By Size of Vessels	134-135
3.3	By Age of Vessels	136-137
	<b>Coastal Fleet as on 31<sup>st</sup> December, 2022</b>	
3.4	By Type and Size of Vessels	138-145

3.5	By Type and Age of Vessels	146-150
3.6	By Age and Size of Vessels	151
3.7	Coastal Fleet-By Number of Companies and Vessels Owned (2020-22)	152
3.8	Coastal Fleet-By Number of Companies/Ships and Tonnage Owned (2020-22)	153
3.9	Indian Shipping Companies Registered for Overseas Trade (As on 31 <sup>st</sup> Dec, 2022)	154-165
3.10	Net Addition to Indian Coastal Fleet (As on 31 <sup>st</sup> Dec, 2022)	166-169
	<b>Bunker Fuel Prices at Indian Ports for Vessels Plying on Coastal Run (2016-2022)</b>	
3.11	Furnace Oil, Light Diesel Oil & Marine Fuel 0.5%	170
3.12	High Flash High Speed Diesel Oil	171
	<b>SECTION – 4: SHIPPING CORPORATION OF INDIA</b>	
4.1	Growth of Fleet Owned by SCI (1994-2022)	172-173
	<b>Growth of Fleet Owned by SCI-By Type of Vessels (2014-2022)</b>	
4.2	Total Fleet	174
4.3	Overseas Fleet	175
4.4	Coastal Fleet	176
	<b>Fleet Owned by SCI- By Type and Size of Vessels (As on 31<sup>st</sup> Dec, 2022)</b>	
4.5	Total Fleet	177-178
4.6	Overseas Fleet	179
4.7	Coastal Fleet	180
	<b>Fleet Owned by SCI- By Type and Age of Vessels (As on 31<sup>st</sup> Dec, 2022)</b>	
4.8	Total Fleet	181-182
4.9	Overseas Fleet	183-184
4.10	Coastal Fleet	185
	<b>Fleet Owned By SCI- By Age and Size of Vessels (As on 31<sup>st</sup> Dec, 2022)</b>	
4.11	Total Fleet	186
4.12	Overseas Fleet	187
4.13	Coastal Fleet	188
4.14	Performance Indicators of SCI as on 31 <sup>st</sup> March (2015-16 to 2021-22)	189
4.15	Financial Performance of SCI as on 31 <sup>st</sup> March (2015-16 to 2021-22)	190
	<b>SECTION – 5: FINANCE</b>	
5.1	Source of Finance of Indian Shipping Companies (2020-2022)	191-195
5.2	Profitability of Indian Shipping Companies - By Company (2020-2022)	196-200
5.3	Gross Value of Fleet- By Company/Ship owners (2020-2022)	201-205
	<b>ANNEXURES</b>	
	Annexure – I : Consumption of petroleum products in Shipping Sector as on 31 <sup>st</sup> March , 2012-13 to 2021-22	206
	Annexure – II : Deliveries made to International/Coastal Bunkers as on 31 <sup>st</sup> March , 2012-13 to 2021-22	207
	<b>APPENDICES</b>	
	Appendix – I : Definitions & Terminology Used in Shipping	208-211

## Selected Indicators

Sl. No.	Item	Year			
(1)	(2)	(3)	(4)	(5)	(6)
<b>I. General Indicators</b>					<b>Rs. Crore</b>
	As on 31st March	<b>2018-19</b>	<b>2019-20</b>	<b>2020-21</b>	<b>2021-22</b>
1	GVA at Basic Prices				
1.1	At current prices	17175128	18381117#	18188780\$	21438883@
1.2	At 2011-12 constant prices	12733798	13236100 #	12681482\$	13798025@
1.2	Exports (at current prices)	2307726	2219854	2159043 R	3147021 P
1.3	Imports (at current prices)	3594675	3360954	2915958 R	4572775 P
<b>II. Shipping Indicators</b>					
1	<b>Indian Fleet Profile</b>				<b>Nos.</b>
	As on 31st December	<b>2019</b>	<b>2020</b>	<b>2021</b>	<b>(<sup>'000</sup> GT)</b>
					<b>2022</b>
1.1	Coastal Fleet	972 (1480)	998 (1673)	1027 (1560)	1034 (1578)
1.2	Overseas Fleet	457 (11266)	465 (11338)	464 (11435)	486 (12113)
1.3	Total (Coastal & Overseas)	1429 (12746)	1463 (13011)	1491 (12995)	1520 (13691)
2	<b>Shipping Corporation of India Fleet Profile</b>				
2.1	Coastal Fleet	9 (247)	9 (247)	9 (247)	9 (247)
2.2	Overseas Fleet	59 (2956)	57 (2848)	57 (2848)	57 (2848)
2.3	Total (Coastal & Overseas)	68 (3203)	66 (3095)	66 (3095)	66 (3095)
3	<b>Consumption of Petroleum Products in Shipping Sector</b>				<b>in TMT</b>
	As on 31st March	<b>2018-19</b>	<b>2019-20</b>	<b>2020-21</b>	<b>2021-22 (P)</b>
3.1	High Speed Diesel Oil (HSDO)	763.3	808.4	658.3	644
3.2	Light Speed Diesel Oil (LDO)	5	2.2	3.2	4.2
3.3	Furnance Oil (FO)	676.3	728.7	890.3	985.8

@: First Revised Estimates

S : 2nd Revised Estimates

# : 3rd Revised Estimates

R : Revised Estimates

P : Provisional Estimates

GT : Gross Tonnage

TMT : Thousand Metric Tonnes

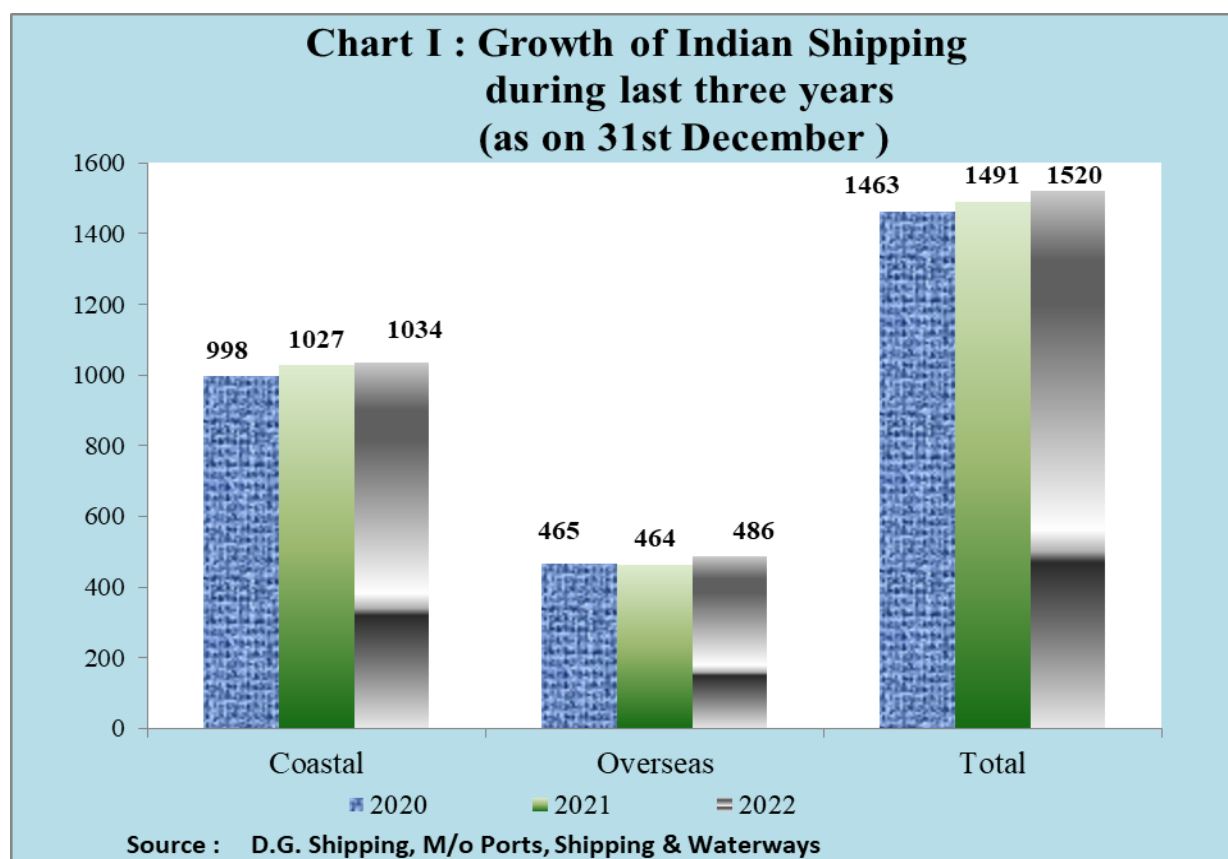
Source : Central Statistical Office, Reserve Bank of India, Directorate General of Shipping and M/o Petroleum & Natural Gas

# **CURRENT STATUS OF SHIPPING SECTOR**

## I: PERFORMANCE OF INDIAN SHIPPING

As on 31<sup>st</sup> December 2022, India had a fleet strength of 1520 vessels with gross tonnage (GT) of 13.69 million GT as compared to fleet strength of 1491 vessels with 12.99 million GT at the end of December, 2021. This reflects a net addition of 29 vessels with an increase of 0.7 million GT during the calendar year 2022 (Table 1.1, Section 1).

1.2 Out of the 1520 vessels registered as on 31<sup>st</sup> December, 2022, 1034 vessels (68%) with 1.58 million GT were engaged in coastal trade and the remaining 486 vessels (32%) with 12.11 million GT were deployed for overseas trade. Thus the tonnage deployed for overseas trade was 88% of Indian GT in contrast to 12% of the tonnage deployed for coastal trade (Table 1.1, Section 1). The growth of Indian Shipping Fleet (Overseas & Coastal Trade) during last three years is shown in Chart I.



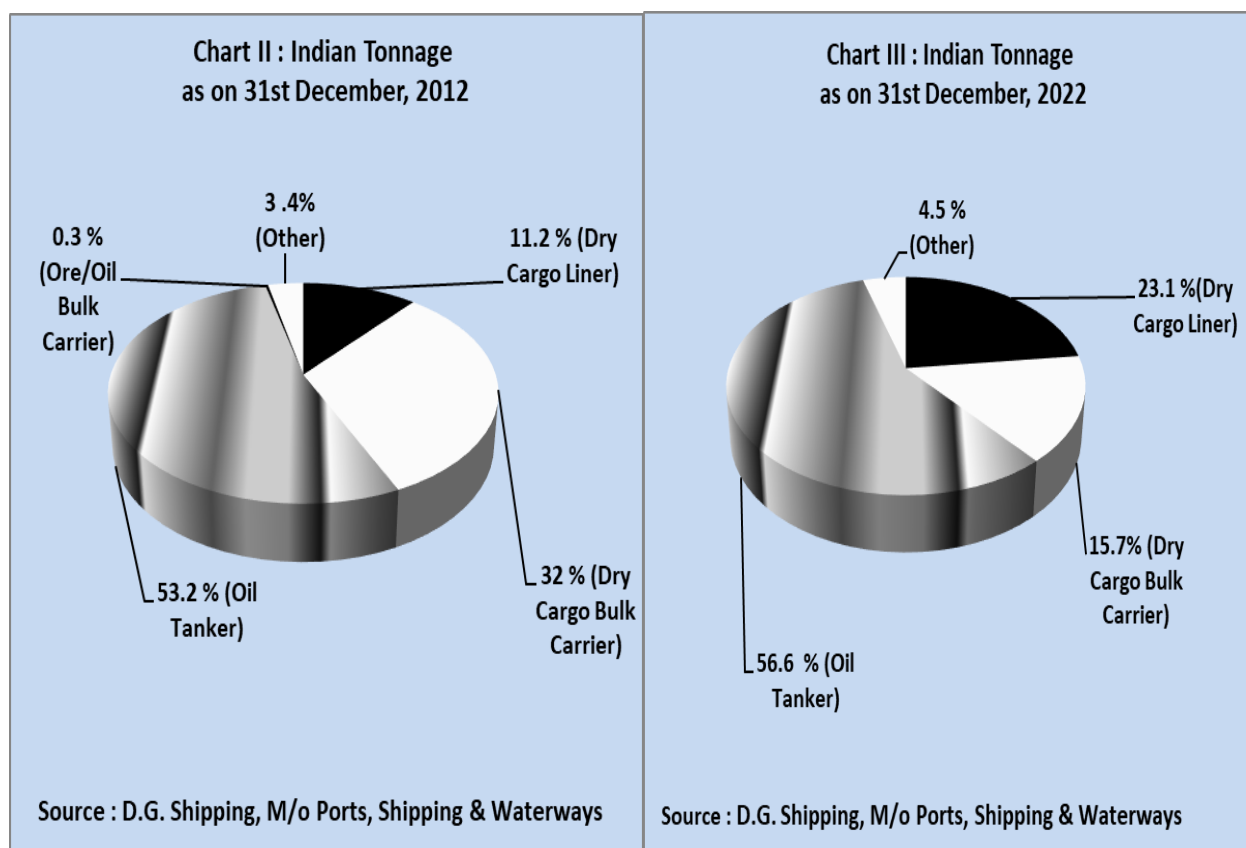
1.3 The age profile of Indian merchant shipping vessels as shown in Table 1 indicates that about 44.2% of the fleet was above 20 years of age, 13.7 % of the fleet was between 16-20 years 20.3 % of the fleet was between 11-15 years, 13.2 % of the fleet was between 6-10 years while 8.7% of the fleet was in the age group of 0-5 years . The detailed age composition of Indian Shipping Fleet engaged in coastal & overseas trade is given in Table 2.3 (Section 2) & Table 3.3 (Section 3).

<b>Table 1: Age Composition of Indian Shipping Fleet as on 31.12.2022</b>						
<b>Category</b>	<b>0-5 years</b>	<b>6-10 years</b>	<b>11-15 years</b>	<b>16-20 years</b>	<b>Above 20 years</b>	<b>Total</b>
<b>Coastal</b>	112 (10.8)	143 (13.8)	178 (17.2)	113 (10.9)	488 (47.2)	1034
<b>Overseas</b>	20 (4.1)	57 (11.7)	130 (26.7)	95 (19.5)	184 (37.9)	486
<b>Total</b>	132 (8.7)	200 (13.2)	308 (20.3)	208 (13.7)	672 (44.2)	1520
Figures within parenthesis represent percent share of fleet to the total fleets given row wise. Source : Source : D.G. Shipping, M/o Ports, Shipping & Waterways						

## **Fleet Composition**

1.4 An analysis of the fleet classified by the type of vessels in 2022 indicates that the maximum number of vessels (889) were Dry Cargo Liner followed by Oil tankers (195). In terms of GT, the fleet composition reveals that the maximum tonnage 7753 thousand GT (56.6% of the total tonnage) was in the category of Oil Tankers whereas, Dry Cargo Liner vessels (which accounted for highest number of vessels (889) contributed only 23.1% (3168 thousand GT) to India's total tonnage. The details of composition of Indian fleet by type of vessels is given in

Table 1.3, Section 1. The change in the composition of Indian tonnage in terms of type of vessels in the last decade (2012 and 2022) is presented in Charts II & III.

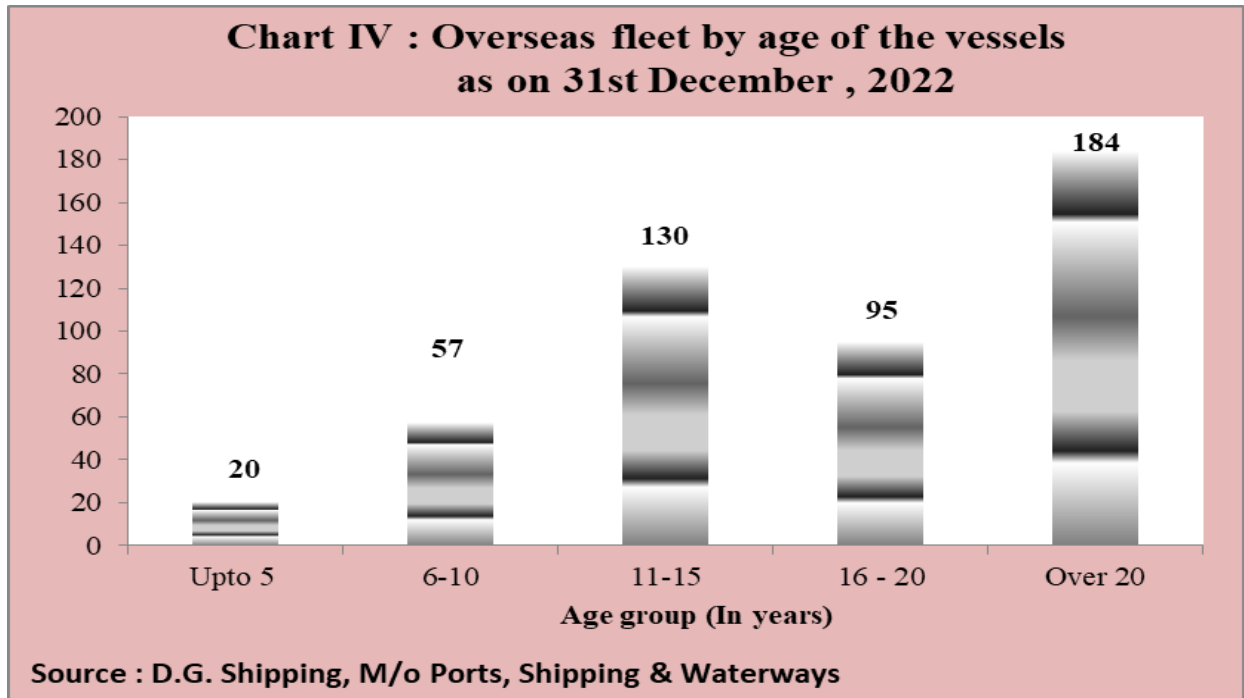


1.5 The Charts II & III reflects changing composition of the Indian fleet tonnage over the last decade. The composition of India’s tonnage reveals that tonnage share of oil tanker has increased from 53.2% in 2012 to 56.6 % in 2022. Also, the tonnage share of dry cargo Bulk carriers has decreased from 32 % in 2012 to 15.7% in 2022. Similarly, over the same period, the tonnage share of Dry cargo Liner has increased from 11.2% to 23.1%.

## Overseas Trade

1.6 As on 31<sup>st</sup> December, 2022, 486 Indian registered vessels of 12.11 million GT were deployed on overseas trade. Among the 486 vessels for overseas trade, the maximum number of vessels (184) was of the age group “over 20 years” with GT of 3.84 million (Table 2.3, Section

2). The overseas fleet by different age group of the vessels as on 31<sup>st</sup> December, 2022 is shown in Chart IV.



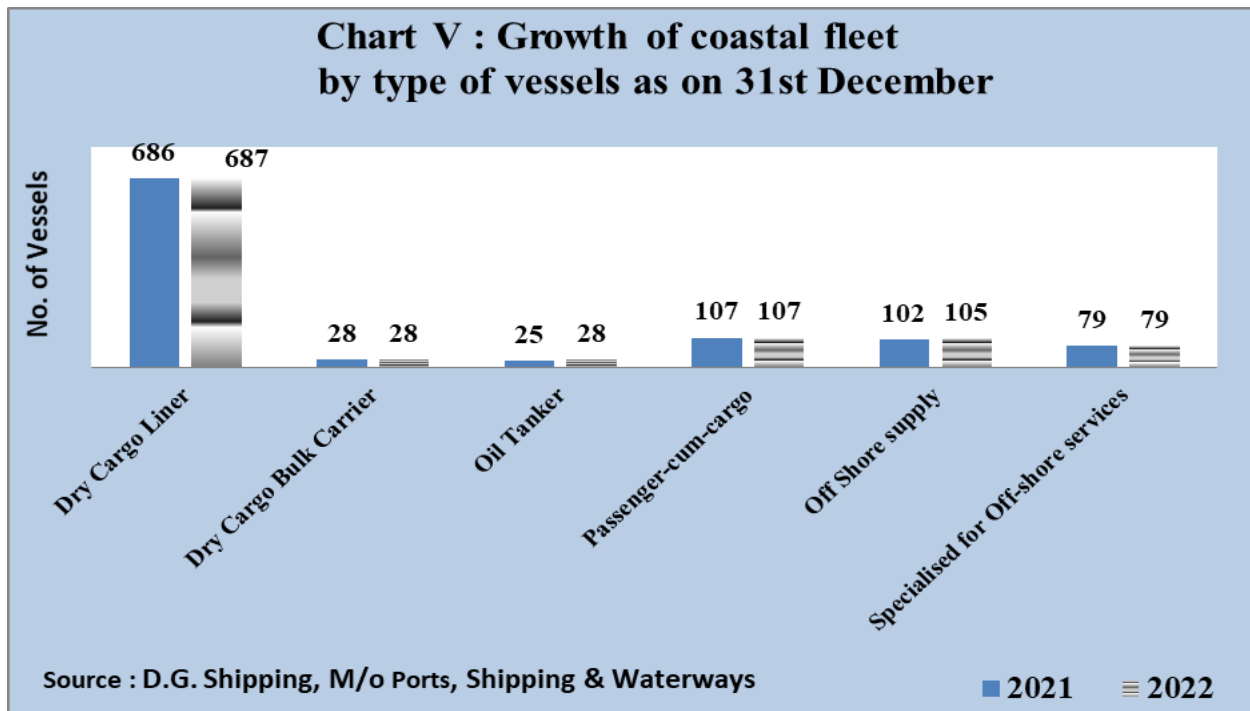
The maximum number of overseas vessels (130) was in the size range of 1000 and 4999 GT. The total GT of these 130 vessels was 0.31 million (Table 2.2, Section 2). About 41.6% of the vessels (202) undertaking overseas trade were in the category of Dry Cargo Liner whose carrying capacity was 2.47 million (Table 2.1, Section 2). It has been observed that there were 103 companies with single ship deployed on overseas route with a total GT of 1.24 million GT (Table 2.8, Section 2). In Overseas trade, the Shipping Corporation of India was the largest Indian shipping company which had 57 vessels comprising of 2.85 million GT followed by Great Eastern Shipping Co Ltd which had 46 vessels with 2.06 million GT (Table 2.9, Section 2).

## Coastal Trade

1.7 Out of the 1520 vessels as on 31<sup>st</sup> December, 2022, 1034 vessels were engaged in coastal trade with a GT of 1.58 million. Out of these 1034 vessels the maximum number of vessels (372) were registered under the category “Tug” with a tonnage of about 145.4 thousand GT. However,



only one vessel was registered in the categories “Cellular Container”, “ Dumb Crane Barge”, “Motor Tug”, “Passenger High Speed Craft”, “RO-RO Container Vessel”, “Utility Boat”, “Work Boat” & “Yacht” with GT less than 1000 tonnes (Table 3.4, Section 3). The growth of coastal fleet by different types of vessels during 2021 and 2022 is shown in Chart V. Detailed information on growth of coastal fleet by different types of vessels is given in (Table 3.1, Section 3).



The modal age of Coastal vessels (488) was above 20 years representing a tonnage of 771 thousand GT (Table 3.5, Section 3). Distribution of vessels by size class depicts that 709 vessels were in the size class “Below 999” GT (Table 3.2, Section 3). Ocean Sparkle Ltd. owned maximum number of 65 vessels with GT of 28.8 thousand (approximately 1.8 % of the total coastal tonnage) followed by Reliance Industries Limited which owned 27 vessels with 17.5 thousand GT (approximately 1.1% of the total coastal tonnage) (Table 3.9, Section 3). There are 245 companies with single ship deployed on coastal routes representing a total GT of about 0.41 million (Table 3.7, Section 3).

## **Shipping Corporation of India (SCI)**

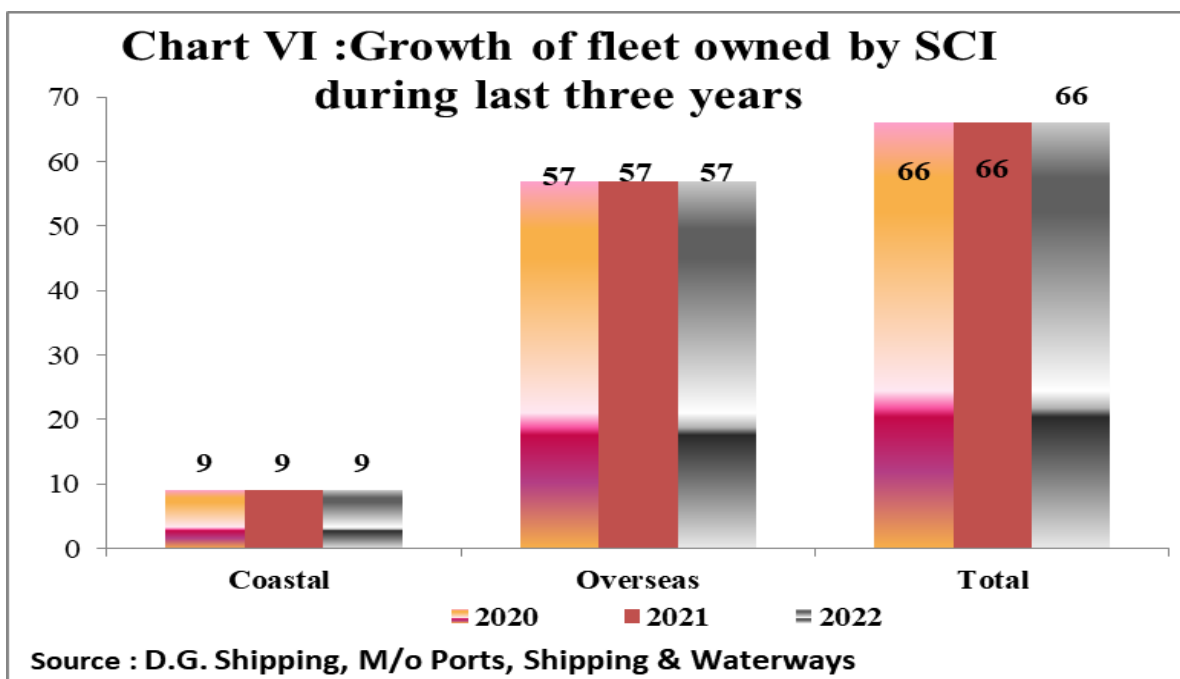
1.8 The SCI was established on October 2, 1961, by the amalgamation of Eastern Shipping Corporation and Western Shipping Corporation. The status of the SCI changed from Private Limited Company to Public Limited Company with effect from 18<sup>th</sup> September, 1992. Starting out as a marginal Liner Shipping Company with just 19 vessels, the SCI has today evolved into the largest Indian Shipping Company. The SCI also has substantial interests in various segments of the shipping trade. SCI's owned fleet includes Bulk Carriers, Crude Oil tankers, Product tankers, Container vessels, Passenger-cum-Cargo vessels, Phosphoric Acid/Chemical carriers, LPG/Ammonia carriers and Offshore Supply Vessels. Sailing through for nearly five decades, the SCI today has a significant presence on the global maritime map. As the country's premier shipping line, the SCI owns and operates around one-fourth of the Indian tonnage.

1.9 In view of the demand from Indian trade, the SCI has diversified into a large number of areas. The SCI is today the only Indian shipping Company operating: break-bulk services, international container services, liquid/dry bulk services, offshore services, passenger services. In addition, the SCI mans and manages a large number of vessels on behalf of various government departments and organisations. The SCI has immensely contributed to the growth of India's EXIM trade and the national exchequer, by being a net earner/saver of valuable foreign exchange.

1.10 The Government of India has conferred “Navratna” status to SCI on 01.08.2008 – enhanced autonomy and delegation of powers to the company towards capital expenditure, formation of joint ventures, mergers, etc.

1.11 Continued profitability of the SCI has been due to a slew of innovative and timely strategies and measures adopted by the SCI management. Amongst these include, inter alia, judicious and optimal utilization of available tonnage, by deploying it in the most remunerative sectors; commencement of new services in niche markets; identification and expeditious disposal of value destroyers or non-performing assets; forging alliances with leading market players to enhance cargo; availability and apportioning of expenses; and administrative cost cutting. The endeavour of the management is to facilitate the release of boundless energy and initiative streams, which will be channelled for the growth and prosperity of the Company and the nation.

1.12 The number of ships owned by Shipping Corporation of India as on 31<sup>st</sup> December, 2022 were 66 with total GT of 3095 thousand. Out of the 66 vessels, 9 were engaged in coastal trade and 57 were engaged in overseas trade with GT of 247 thousand and 2848 thousand respectively. The details of coastal & overseas ships owned by SCI along with tonnage is given in Table 4.1, Section 4. The growth of fleet owned by SCI (Overseas & Coastal Trade) during 2020 to 2022 is shown in Chart VI.



1.13 The number of vessels engaged in the overseas trade during the year 2022 remained unchanged at 57 as in the year 2021. During the year 2017, the company had 63 vessels for overseas trade with a tonnage of 3103 thousand GT. Over the last 5 years, the number of vessels has fallen by 6 and the tonnage has also decreased from 3103 thousand GT in 2017 to 2848 thousand GT in 2022 (Table 4.1, Section 4).

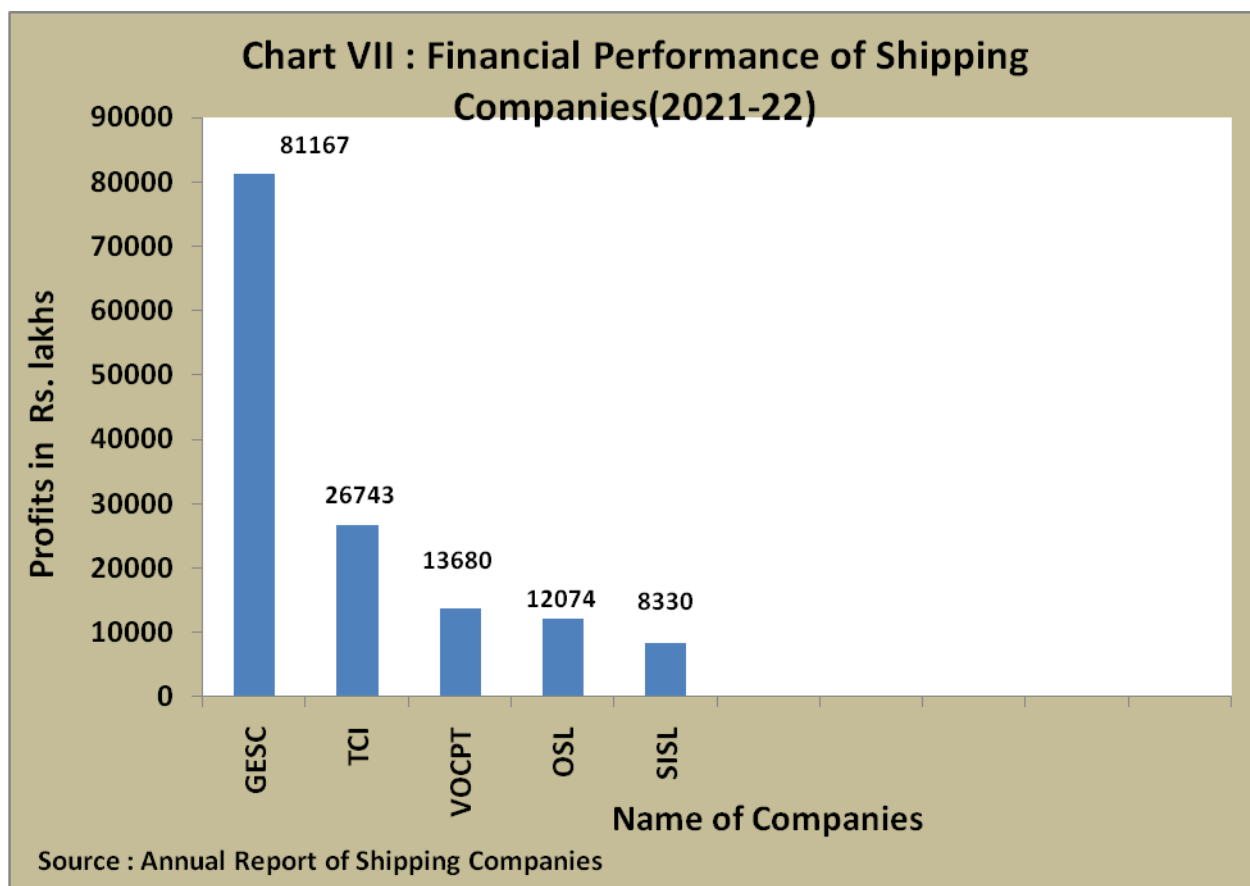
1.14 The composition of 66 vessels owned by SCI as on 31<sup>st</sup> December, 2022 shows that more than 50% of the vessels are in the category of Oil Tankers (includes Acid carriers, Gas carriers & LPG) followed by Dry Cargo Bulk Carriers which accounts for about 19.7% of total SCI fleet strength (Table 4.2, Section 4). The maximum numbers of vessels (4) out of the 9 in the coastal fleet are in the category of Offshore supply vessel and the maximum numbers of vessels (32) out of 57 in overseas fleet are in the category of “Oil tanker” (Table 4.3 & 4.4 ,Section 4). The age profile of the fleet owned by the SCI indicates that the highest number of vessels (31) with 1.0 million GT were in the age group “6-10 years”. There were 16 vessels in the age group “11 to 15 years” , 10 vessels in the age group “16 to 20 years” & 8 vessels in

the age group “Above 20 years” with 0.98 million GT, 0.84 million GT & 0.24 million GT respectively (Table 4.11, Section 4).

## FINANCIAL PERFORMANCE OF SHIPPING COMPANIES

1.15 Amongst the Shipping companies, the highest profit was earned by Great Eastern Shipping Co. (GESC Rs. 81167 lacs), followed by Transport Corporation of India (TCI Rs. 26743 lacs), VOC Port Trust (VOCPT) (Rs. 13680 lacs), Ocean Sparkle Ltd. (OSL Rs. 12074 Lacs) and Seven Island Shipping Ltd. (SISL) (Rs. 8330 lacs) (Table 5.2, Section 5).

1.16 Chart VII below shows the top five performing shipping companies in terms of profit during the financial year 2021-22 and details of the same for the financial years 2019-20 to 2021-22 is given in section 5.



## II: GROWTH PROFILE OF SHIPPING SECTOR IN INDIA

On the eve of Independence, in August, 1947, the Indian Shipping tonnage stood at 0.19 million GT, consisting of 48 coastal ships of 0.12 million GT and 11 overseas vessels with 0.07 million GT. Since independence the Indian Shipping tonnage has registered a remarkable growth. The Indian Shipping tonnage was 5.68 million GT with 383 vessels as on 31st December 1980 which increased to 6.95 million GT with 549 vessels as on 31st December 2000 and to 10.17 million GT with 1040 vessels as on 31st December 2010. The Indian merchant fleet strength stood at 1520 vessels with 13.69 million GT as on end December 2022. This represents 72 fold increases in GT since independence. The outlay and expenditure on shipping sector has consistently increased over the plan. The outlay and expenditure during the various plan periods for Ports & Shipping Sectors are given in Table 2.

Five Year Plan	Ports Sector		Shipping Sector	
	Outlay	Expenditure	Outlay	Expenditure
I (1951-56)	37	28	26	19
II (1956-61)	45	33	48	53
III (1961-66)	86	93	57	40
Annual Plans (1966-69)	54	53	23	32
IV (1969-74)	195	249	141	155
V (1974-79)	571	488	450	469
VI (1980-85)	647	765	755	444
VII (1985-90)	1230	1513	827	720
VIII (1992-97)	3557	2302	3669	3033
IX (1997-02)	10081	5316	6305	2466
X (2002-07)	5418	2893	7754	2992
XI (2007-12)	30305	6905	15026 **	9788 **
XII (2012-17)	15764	11900.43	10142 *	4664
2017-18	4835 (a)	3768.91 (a)	1740 #	1982.68 #
2018-19	5229 (a)	3776.35 (a)	1482 #	2139.12 #
2019-20	5717.64 (a)	2485.44 (a)	1762.7 #	1588.61 #
2020-21	3580.93 (a)	2447.27 (a)	1933.9 #	1592.91 #
2021-22	4984.62 (a)	3104.77 (a)	1534.85 #	1587.39 #
2022-23	4592.82 (a)	1540.21 (a) @	1577.01 #	1138.15 # @
2023-24	3896.37 (a)	-	1955.58 #	-

(Source: - Annual Report of Ministry of Ports, Shipping & Waterways)

Note: The outlay for Port & Shipping Sectors is based on B.E. data.

\*: Includes IWT & Lighthouses & Light Ships, \*\*: Includes IWT

(a): Includes light houses

@: The actual expenditure is based on 31<sup>st</sup> December, 2022.

#: Includes IWAI & Others

**SECTION - 1**

**INDIAN SHIPPING**

**Table 1.1**  
**Growth of Indian Shipping ( As on 31st December )**

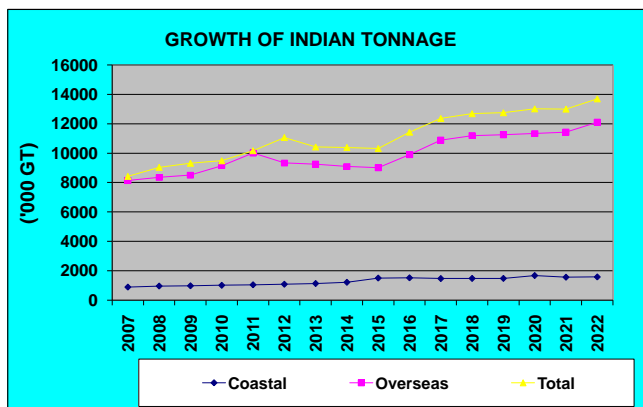
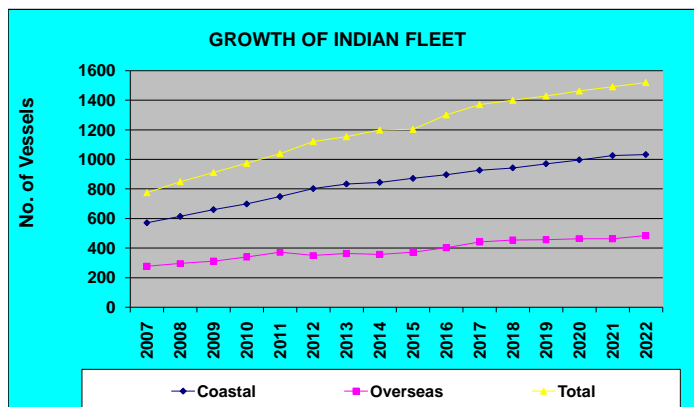
(' 000 GT )									
Year	Coastal			Overseas			Total		
	No. of vessels	GT	Average GT	No. of vessels	GT	Average GT	No. of vessels	GT	Average GT
(1)	(2)	(3)	(4)	(5)	(6)	(7)	(8)	(9)	(10)
1980	58	253	3.2	325	5426	16.7	383	5679	14.8
1985	95	296	3.1	273	5654	20.7	368	5950	16.2
1990	162	523	3.2	256	5504	21.5	418	6027	14.4
1991	169	561	3.3	246	5378	21.9	415	5939	14.3
1992	187	640	3.4	254	5648	22.2	441	6288	14.3
1993	202	642	3.2	241	5625	23.3	443	6267	14.1
1994	206	681	3.3	231	5665	23.9	437	6346	14.5
1995	219	698	3.2	251	6304	25.1	470	7002	14.9
1996	231	705	3.0	253	6347	25.1	484	7052	14.6
1997	232	654	2.8	244	6224	25.5	476	6878	14.4
1998	247	654	2.6	237	6131	25.9	484	6785	14.0
1999	269	680	2.5	241	6373	26.4	510	7053	13.8
2000	312	709	2.3	237	6244	26.3	549	6953	12.7
2001	329	731	2.2	228	6237	27.4	557	6968	12.5
2002	424	805	1.9	193	5402	28.0	617	6207	10.1
2003	429	806	1.8	196	5817	29.7	625	6623	10.6
2004	454	808	1.8	215	6893	32.1	669	7701	11.5
2005	485	816	1.7	236	7427	31.5	721	8243	11.4
2006	526	841	1.6	250	7576	30.3	776	8417	10.8
2007	573	893	1.6	277	8136	29.4	850	9030	10.6
2008	616	964	1.6	296	8346	28.2	912	9310	10.2
2009	662	980	1.5	312	8499	27.2	974	9479	9.7
2010	700	1013	1.4	340	9152	26.9	1040	10165	9.7
2011	750	1048	1.4	372	10013	26.9	1122	11061	9.9
2012	804	1086	1.4	350	9331	26.7	1154	10417	9.0
2013	835	1135	1.4	364	9248	25	1199	10383	8.7
2014	846	1218	1.4	358	9090	25	1204	10309	8.6
2015	873	1502	1.7	373	9006	24.1	1246	10508	8.4
2016	898	1518	1.7	403	9907	24.6	1301	11425	8.8
2017	928	1469	1.6	443	10883	24.6	1371	12352	9.0
2018	944	1479	1.6	456	11204	24.6	1400	12683	9.1
2019	972	1480	1.5	457	11266	24.7	1429	12746	8.9



**Table 1.1  
Growth of Indian Shipping ( As on 31st December )**

(' 000 GT )

Year	Coastal			Overseas			Total		
	No. of vessels	GT	Average GT	No. of vessels	GT	Average GT	No. of vessels	GT	Average GT
(1)	(2)	(3)	(4)	(5)	(6)	(7)	(8)	(9)	(10)
2020	998	1673	1.7	465	11338	24.4	1463	13011	8.9
2021	1027	1560	1.5	464	11435	24.6	1491	12995	8.7
2022	1034	1578	1.5	486	12113	24.9	1520	13691	9.0



Source : Directorate General of Shipping, M/o Ports, Shipping & Waterways

**Table 1.2**  
**Share of Indian Tonnage - Age-wise (As on 31st December)**

Year	Proportion of Indian Tonnage			
	Upto 5 Yrs.	6-15 Yrs.	16-20 Yrs.	Over 20 Yrs.
(1)	(2)	(3)	(4)	(5)
1993				
Coastal	10.9	50.9	25.9	12.3
Overseas	14.0	44.5	34.9	6.6
Coastal + Overseas	13.7	45.2	34.0	7.1
1994				
Coastal	8.7	48.3	18.5	24.5
Overseas	18.3	44.1	28.3	9.3
Coastal + Overseas	17.3	44.5	27.2	11.0
1995				
Coastal	7.4	48.9	10.3	33.4
Overseas	18.1	45.8	21.3	14.8
Coastal + Overseas	17.1	46.1	20.2	16.6
1996				
Coastal	4.8	46.7	15.5	33.0
Overseas	14.3	48.6	18.8	18.3
Coastal + Overseas	13.4	48.4	18.5	19.7
1997				
Coastal	5.0	43.0	21.6	30.4
Overseas	11.4	48.5	19.8	20.3
Coastal + Overseas	10.8	48.0	19.9	21.3
1998				
Coastal	4.6	41.7	24.5	29.2
Overseas	11.1	43.6	19.3	26.0
Coastal + Overseas	10.4	43.5	19.8	26.3
1999				
Coastal	6.5	37.2	21.6	34.7
Overseas	9.5	39.0	26.9	24.6
Coastal + Overseas	9.2	38.9	26.4	25.5
2000				
Coastal	6.8	29.3	31.5	32.4
Overseas	6.0	35.2	34.2	24.6
Coastal + Overseas	6.1	34.6	33.9	25.4
2001				
Coastal	9.2	20.6	34.1	36.1
Overseas	6.2	31.7	36.4	25.7
Coastal + Overseas	6.6	30.5	36.1	26.8
2002				
Coastal	10.8	16.0	29.8	43.4
Overseas	7.4	31.8	33.0	27.8
Coastal + Overseas	7.8	29.7	22.6	29.9
2003				
Coastal	9.8	16.2	27.7	46.3
Overseas	10.9	29.4	31.0	28.7
Coastal + Overseas	10.8	27.8	30.5	30.9
2004				
Coastal	6.8	19.2	22.6	51.4
Overseas	11.3	35.4	25.0	28.3
Coastal + Overseas	10.8	33.7	24.8	30.7

Table 1.2 (Contd...)  
Share of Indian Tonnage - Age-wise (As on 31st December)

Year	Proportion of Indian Tonnage			
	Upto 5 Yrs.	6-15 Yrs.	16-20 Yrs.	Over 20 Yrs.
(1)	(2)	(3)	(4)	(5)
2005				
Coastal	8.4	18.7	23.1	49.8
Overseas	18.2	26.6	19.2	36.0
Coastal + Overseas	17.2	25.8	19.6	37.4
2006				
Coastal	20.6	7.3	30.1	42.0
Overseas	5.1	16.2	13.9	64.8
Coastal + Overseas	19.1	23.1	13.6	44.3
2007				
Coastal	8.8	15.2	13.4	62.6
Overseas	23.4	9.4	29.2	38.0
Coastal + Overseas	22.0	24.1	13.5	40.4
2008				
Coastal	9.0	16.5	9.2	65.3
Overseas	28.4	23.8	11.3	36.5
Coastal + Overseas	26.4	23.1	11.0	39.5
2009				
Coastal	10.8	16.2	9.2	63.7
Overseas	26.7	25.5	12.0	35.8
Coastal + Overseas	25.1	24.5	11.7	38.7
2010				
Coastal	12.2	14.6	10.2	63.0
Overseas	30.5	24.3	13.7	31.5
Coastal + Overseas	28.7	23.3	13.4	34.6
2011				
Coastal	13.9	13.9	8.2	64.1
Overseas	27.6	28.4	14.4	29.6
Coastal + Overseas	26.3	27.0	13.8	32.9
2012				
Coastal	15.8	16.0	5.4	62.8
Overseas	31.9	31.5	13.7	22.9
Coastal + Overseas	30.2	29.9	12.9	27.0
2013				
Coastal	17.8	18.2	5.4	58.6
Overseas	30.8	32.1	12.7	24.4
Coastal + Overseas	30.2	30.6	11.9	28.2
2014				
Coastal	18.8	17.0	6.6	57.6
Overseas	24.8	37.4	13.4	24.3
Coastal + Overseas	24.1	35.0	12.6	28.3
2015				
Coastal	26.7	17.7	6.7	48.9
Overseas	20.1	39.9	12.6	27.4
Coastal + Overseas	21.1	36.7	11.8	30.5
2016				
Coastal	26.1	19.7	7.0	47.2
Overseas	14.9	39.0	17.2	28.9
Coastal + Overseas	16.4	36.5	15.8	31.3

**Table 1.2 (Contd...)**  
**Share of Indian Tonnage - Age-wise (As on 31st December)**

Year	(in Percentage)			
	<i>Proportion of Indian Tonnage</i>			
	<i>Upto 5 Yrs.</i>	<i>6-15 Yrs.</i>	<i>16-20 Yrs.</i>	<i>Over 20 Yrs.</i>
(1)	(2)	(3)	(4)	(5)
	2017			
Coastal	25.9	18.9	8.2	47.0
Overseas	7.8	44.4	19.4	28.4
Coastal + Overseas	10.0	41.4	18.0	30.6
	2018			
Coastal	23.2	20.1	8.3	48.3
Overseas	3.6	47.2	20.2	29.0
Coastal + Overseas	5.9	44.0	18.8	31.3
	2019			
Coastal	19.0	26.4	10.6	44.0
Overseas	3.0	43.7	22.7	30.6
Coastal + Overseas	4.8	41.7	20.0	27.1
	2020			
Coastal	22.8	25.8	5.6	45.8
Overseas	2.8	42.3	22.5	32.4
Coastal + Overseas	5.4	40.2	20.3	34.1
	2021			
Coastal	8.0	37.8	6.0	48.1
Overseas	3.3	39.9	24.9	31.9
Coastal + Overseas	3.9	39.6	22.6	33.9
	2022			
Coastal	8.8	34.6	7.8	48.9
Overseas	2.8	38.7	26.7	31.7
Coastal + Overseas	3.5	38.2	24.5	33.7

Source : Directorate General of Shipping, M/o Ports, Shipping & Waterways

**Table 1.3**  
**Growth of Indian Fleet - By Type of Vessels (As on 31st December)**

(' 000GT/' 000DWT )

Year	Item	Type of Vessels								
		Dry Cargo* Liner Carrier#	Dry Cargo Bulk	Oil Tanker@	Ore/oil Bulk Carrier	Passen- ger-cum- Cargo**	Off- shore Supply \$	Special- ised for Off-shore Services***	Timber Carrier	Total
(1)	(2)	(3)	(4)	(5)	(6)	(7)	(8)	(9)	(10)	(11)
1994	No. of Vessels	112	117	86	3	14	74	27	4	437
	GT	637	2666	2613	172	68	91	83	16	6346
	DWT	895	4518	4572	312	35	92	63	26	10513
1995	No. of Vessels	119	135	93	3	16	73	27	4	470
	GT	620	3088	2867	171	68	89	83	16	7002
	DWT	867	5229	5012	312	35	90	63	26	11634
1996	No. of Vessels	133	136	94	3	16	71	27	4	484
	GT	648	3145	2842	171	61	86	83	16	7052
	DWT	829	5311	4863	312	32	87	63	26	11523
1997	No. of Vessels	139	128	92	3	16	68	26	4	476
	GT	634	2955	2881	171	60	83	78	16	6878
	DWT	796	4991	4934	312	32	82	58	26	11231
1998	No. of Vessels	149	122	96	3	16	69	26	3	484
	GT	615	2828	2950	171	61	73	76	11	6785
	DWT	758	4774	5027	312	32	81	57	19	11060
1999	No. of Vessels	165	116	106	3	23	68	27	2	510
	GT	652	2648	3348	171	76	73	77	8	7053
	DWT	793	4452	5750	312	37	81	57	13	11495
2000	No. of Vessels	198	117	107	4	24	69	28	2	549
	GT	591	2703	3218	200	76	74	83	8	6953
	DWT	709	4548	5548	355	37	85	61	13	11356
2001	No. of Vessels	201	119	108	4	27	69	27	2	557
	GT	488	2820	3220	200	79	74	79	18	6968
	DWT	547	4779	5587	355	37	85	59	13	11462
2002	No. of Vessels	279	90	105	2	35	73	31	2	617
	GT	467	2212	3172	95	86	78	89	8	6207
	DWT	499	3711	5539	169	35	96	53	13	10115
2003	No. of Vessels	277	87	115	2	38	73	31	2	625
	GT	418	2053	3794	95	88	78	89	8	6623
	DWT	435	3426	6644	169	34	96	53	13	10870
2004	No. of Vessels	299	91	126	2	39	78	32	2	669
	GT	427	2068	4844	95	88	81	90	8	7701
	DWT	422	3443	8483	169	35	97	54	13	12716

**Table 1.3 (Contd...)**  
**Growth of Indian Fleet - By Type of Vessels (As on 31st December)**

(' 000GT/' 000DWT )

Year	Item	Type of Vessels									Total
		Dry Cargo* Liner	Dry Cargo Bulk Carrier#	Oil Tanker@	Ore/oil Bulk Carrier	Passen- ger-cum- Cargo**	Off- shore Supply \$	Special- ised for Off-shore Services***	Timber Carrier		
(1)	(2)	(3)	(4)	(5)	(6)	(7)	(8)	(9)	(10)	(11)	
2005	No. of Vessels	331	99	130	2	41	82	36	0	721	
	GT	458	2462	4967	95	88	85	87	0	8243	
	DWT	436	4176	8655	169	34	100	52	0	13633	
2006	No. of Vessels	370	97	135	2	49	87	36	0	776	
	GT	499	2403	5161	95	90	87	82	0	8417	
	DWT	459	4092	9020	169	219	102	57	0	14118	
2007	No. of Vessels	414	106	139	2	60	94	35	0	850	
	GT	601	2867	5188	95	103	95	81	0	9030	
	DWT	602	4976	9048	169	38	111	47	0	14991	
2008	No. of Vessels	429	106	137	2	72	131	35	0	912	
	GT	725	2879	5241	95	109	175	86	0	9310	
	DWT	758	4985	9150	169	39	207	47	0	15355	
2009	No. of Vessels	459	101	140	2	84	150	38	0	974	
	GT	766	2756	5452	95	111	211	88	0	9479	
	DWT	779	4779	9590	169	39	224	50	0	15630	
2010	No. of Vessels	540	104	154	2	92	110	38	0	1040	
	GT	1036	2801	5901	95	126	118	88	0	10165	
	DWT	1083	4860	10351	169	40	134	50	0	16687	
2011	No. of Vessels	592	123	159	2	93	115	38	0	1122	
	GT	1078	3466	6076	95	129	129	88	0	11061	
	DWT	1099	4772	10453	169	40	134	50	0	16717	
2012	No. of Vessels	635	128	139	1	96	117	38	0	1154	
	GT	1163	3331	5537	28	131	139	88	0	10417	
	DWT	1171	4450	9489	46	40	131	50	0	15377	
2013	No. of Vessels	679	126	137	1	96	114	46	0	1199	
	GT	1468	3043	5457	28	127	161	99	0	10383	
	DWT	1683	3841	9345	46	40	164	59	0	15179	
2014	No. of Vessels	684	127	135	1	97	111	49	0	1204	
	GT	1544	2879	5413	28	162	182	101	0	10309	
	DWT	1797	3702	9248	46	45	197	58	0	15093	
2015	No. of Vessels	706	123	139	1	100	123	54	0	1246	
	GT	1765	2629	5572	28	169	240	105	0	10508	
	DWT	2157	3330	9554	46	46	274	62	0	15469	

**Table 1.3 (Contd...)**  
**Growth of Indian Fleet - By Type of Vessels (As on 31st December)**

(' 000GT/' 000DWT )

Year	Item	Type of Vessels									Total
		Dry Cargo* Liner	Dry Cargo Bulk Carrier#	Oil Tanker@	Ore/oil Bulk Carrier	Passen- ger-cum- Cargo**	Off- shore Supply \$	Special- ised for Off-shore Services***	Timber Carrier		
(1)	(2)	(3)	(4)	(5)	(6)	(7)	(8)	(9)	(10)	(11)	
2016	No. of Vessels	741	122	150	1	101	129	57	0	1301	
	GT	2210	2557	6105	28	169	258	98	0	11425	
	DWT	2961	3207	10491	46	46	297	57	0	17105	
2017	No. of Vessels	792	119	165	1	103	128	63	0	1371	
	GT	2565	2373	6854	28	174	259	99	0	12352	
	DWT	3517	3030	11798	46	47	297	57	0	18792	
2018	No. of Vessels	812	119	168	1	104	127	69	0	1400	
	GT	2834	2294	6913	28	170	344	100	0	12683	
	DWT	3906	2891	11795	46	43	436	58	0	19175	
2019	No. of Vessels	834	115	175	1	103	124	77	0	1429	
	GT	2845	2184	7082	28	160	337	110	0	12746	
	DWT	3916	2714	12160	46	34	435	67	0	19372	
2020	No. of Vessels	862	108	187	0	104	122	80	0	1463	
	GT	2875	2202	7480	0	161	182	111	0	13011	
	DWT	3945	2752	12700	0	34	187	68	0	19686	
2021	No. of Vessels	877	104	184	0	113	132	81	0	1491	
	GT	2977	2236	7294	0	169	208	111	0	12995	
	DWT	4095	2828	12190	0	35	202	68	0	19418	
2022	No. of Vessels	889	101	195	0	115	137	83	0	1520	
	GT	3168	2151	7753	0	175	215	229	0	13691	
	DWT	4434	2829	12923	0	36	204	225	0	20651	

Source : D.G. Shipping, M/o Ports, Shipping & Waterways

- \* : Includes Barges, Bulk Carriers, Cellular Containers, Container Ship, Dredgers, Dumb Crane Barge, Dumb Pontoon Barge, General Cargo, Hooper Dredger, Mini BC, Motor Boat, Motor Launch, Motorship, Motor Tanker, Motor Tender, Motor Tug, MPSV, MSV, Other Cargo Ship, Port Trusts & Maritime Boards, Ro-Ro Container Vessels, Steel Welded Boat, Supply Vessels and Tugs.
- # : Includes AHTS, Cement Carriers, Electric Propulsion, Floating Cranes, Research Vessels, Steel Carrier, Twin Screw and Well Stimulation.
- @ : Ethylene Gas Carriers.
- \*\* : Includes Passenger services, Passenger High Speed Crafts, Passenger Ship, Passenger Vessel, Pleasure Yachts and Yachts.
- \$ : Includes Product Tankers .
- \*\*\* : Includes Crew Boats, Offshore Support Vessel, Pilot Boat, Pilot Launch, Platform Supply Vessel, Polar Satellite Vessels, Utility Boats, Utility Craft, Utility Vessel and Work Boat.

**Table 1.4**  
**Growth of Indian Fleet - By Size of Vessels ( As on 31st December )**

(' 000 GT )

Year	Item	Size								Total
		Below 999	1000- 4999	5000- 9999	10000- 19999	20000- 34999	35000- 49999	50000- 84999	85000 & Above	
(1)	(2)	(3)	(4)	(5)	(6)	(7)	(8)	(9)	(10)	(11)
1994	No. of Vessels	101	89	17	111	74	28	15	2	437
	GT	58	201	138	1585	1878	1163	1059	264	6346
1995	No. of Vessels	109	93	14	118	88	29	17	2	470
	GT	61	205	107	1730	2220	1194	1221	264	7002
1996	No. of Vessels	115	94	17	117	94	24	22	1	484
	GT	61	200	126	1737	2379	947	1462	140	7052
1997	No. of Vessels	119	93	14	111	92	25	21	1	476
	GT	62	198	101	1667	2335	986	1389	140	6878
1998	No. of Vessels	130	100	14	98	95	25	21	1	484
	GT	67	215	98	1472	2417	986	1390	140	6785
1999	No. of Vessels	148	103	14	101	94	24	25	1	510
	GT	67	221	101	1524	2404	944	1652	140	7053
2000	No. of Vessels	176	119	15	92	98	30	19	-	549
	GT	74	249	105	1401	2512	1196	1416	-	6953
2001	No. of Vessels	188	121	18	81	96	32	21	-	557
	GT	78	252	127	1251	2470	1314	1476	-	6968
2002	No. of Vessels	270	131	21	63	84	27	21	-	617
	GT	97	265	141	964	2168	1107	1465	-	6207
2003	No. of Vessels	275	134	21	59	76	28	32	-	625
	GT	98	273	141	905	1972	1143	2091	-	6623
2004	No. of Vessels	302	137	22	58	82	24	44	-	669
	GT	107	279	149	885	2127	936	3218	-	7701
2005	No. of Vessels	337	143	24	56	90	23	43	5	721
	GT	118	286	163	861	2380	890	2774	769	8243
2006	No. of Vessels	369	168	23	52	87	27	45	5	776
	GT	129	336	157	797	2265	1042	2919	772	8417
2007	No. of Vessels	407	186	28	53	88	35	48	5	850
	GT	141	390	192	825	2305	1340	3126	711	9030



**Table 1.4**  
**Growth of Indian Fleet - By Size of Vessels ( As on 31st December )**

(' 000 GT )

Year	Item	Size								Total
		Below 999	1000- 4999	5000- 9999	10000- 19999	20000- 34999	35000- 49999	50000- 84999	85000 & Above	
(1)	(2)	(3)	(4)	(5)	(6)	(7)	(8)	(9)	(10)	(11)
2008	No. of Vessels	443	203	34	53	92	35	46	6	912
	GT	153	441	233	809	2426	1378	2996	874	9310
2009	No. of Vessels	487	226	38	47	85	37	47	7	974
	GT	168	501	266	720	2274	1461	3053	1036	9479
2010	No. of Vessels	517	240	43	48	90	45	50	7	1040
	GT	177	537	309	741	2429	1790	3208	974	10165
2011	No. of Vessels	561	259	46	46	98	50	54	8	1122
	GT	188	579	330	700	2706	2020	3476	1062	11061
2012	No. of Vessels	588	288	48	39	86	45	52	8	1154
	GT	198	616	343	583	2391	1873	3351	1062	10417
2013	No. of Vessels	610	312	50	37	85	47	50	8	1199
	GT	204	655	357	541	2364	1965	3235	1062	10383
2014	No. of Vessels	612	317	51	34	84	50	48	8	1204
	GT	202	670	362	496	2322	2083	3112	1062	10309
2015	No. of Vessels	623	338	55	37	90	49	46	8	1246
	GT	201	714	392	544	2494	2031	2990	1142	10508
2016	No. of Vessels	638	358	58	38	94	56	50	9	1301
	GT	202	766	415	559	2609	2334	3305	1235	11425
2017	No. of Vessels	668	378	59	40	103	60	53	10	1371
	GT	212	812	429	584	2845	2505	3572	1393	12352
2018	No. of Vessels	681	376	69	40	104	69	51	10	1400
	GT	212	808	492	584	2863	2891	3440	1393	12683
2019	No. of Vessels	703	382	67	39	110	67	51	10	1429
	GT	219	814	474	573	3026	2807	3440	1393	12746
2020	No. of Vessels	717	393	73	38	111	69	51	11	1463
	GT	225	833	511	552	3065	2896	3419	1510	13011
2021	No. of Vessels	733	399	75	38	113	75	47	11	1491
	GT	228	839	513	552	3112	3171	3124	1456	12995
2022	No. of Vessels	748	398	76	39	116	84	46	13	1520
	GT	237	834	511	562	3190	3578	3046	1733	13691

Source : D.G. Shipping, M/o Ports, Shipping & Waterways

**Table 1.5**  
**Growth of Indian Fleet - By Age of Vessels (As on 31st December)**

Year	Item	Age Group ( in Years )					Total	(' 000 GT )
		Upto 5	6 - 10	11 - 15	16 - 20	Over 20		
(1)	(2)	(3)	(4)	(5)	(6)	(7)	(8)	
1994	No. of vessels	53	89	133	87	75	437	
	GT	1096	1161	1665	1727	697	6346	
1995	No. of vessels	60	58	177	89	86	470	
	GT	1194	897	2330	1417	1164	7002	
1996	No. of vessels	57	43	192	90	102	484	
	GT	942	921	2492	1305	1392	7052	
1997	No. of vessels	53	45	172	96	110	476	
	GT	742	987	2313	1371	1465	6878	
1998	No. of vessels	53	57	144	103	127	484	
	GT	708	1008	1941	1341	1787	6785	
1999	No. of vessels	48	74	107	147	134	510	
	GT	647	1358	1384	1861	1803	7053	
2000	No. of vessels	57	84	72	181	155	549	
	GT	425	1477	929	2358	1764	6953	
2001	No. of vessels	60	80	59	195	163	557	
	GT	458	1215	912	2517	1866	6968	
2002	No. of vessels	84	84	88	174	187	617	
	GT	487	766	1077	2024	1853	6207	
2003	No. of vessels	74	85	94	162	210	625	
	GT	712	726	1116	2023	2046	6623	
2004	No. of vessels	77	89	102	135	266	669	
	GT	834	808	1787	1906	2366	7701	
2005	No. of vessels	103	93	101	125	299	721	
	GT	1420	661	1468	1610	3084	8243	
2006	No. of vessels	89	109	108	86	384	776	
	GT	1607	636	1307	1142	3725	8417	
2007	No. of vessels	126	120	113	92	399	850	
	GT	1983	851	1330	1219	3647	9030	
2008	No. of vessels	162	119	113	105	413	912	
	GT	2458	916	1232	1029	3675	9310	
2009	No. of vessels	194	126	113	112	429	974	
	GT	2376	1209	1115	1109	3670	9479	
2010	No. of vessels	225	120	121	128	446	1040	
	GT	2917	1258	1110	1360	3520	10165	

**Table 1.5**  
**Growth of Indian Fleet - By Age of Vessels (As on 31st December)**

Year	Item	Age Group ( in Years )					Total	(' 000 GT )
		Upto 5	6 - 10	11 - 15	16 - 20	Over 20		
		(3)	(4)	(5)	(6)	(7)		
2011	No. of vessels	264	116	135	141	466	1122	
	GT	2909	1840	1147	1530	3635	11061	
2012	No. of vessels	295	138	137	135	449	1154	
	GT	3149	2050	1061	1340	2817	10417	
2013	No. of vessels	308	152	139	131	469	1199	
	GT	3052	2000	1174	1233	2924	10383	
2014	No. of vessels	281	174	137	133	479	1204	
	GT	2487	2115	1493	1300	2914	10309	
2015	No. of vessels	257	216	127	142	504	1246	
	GT	2213	2383	1474	1238	3200	10508	
2016	No. of vessels	231	249	129	167	525	1301	
	GT	1875	2137	2027	1808	3578	11425	
2017	No. of vessels	215	273	156	177	550	1371	
	GT	1233	2903	2209	2226	3781	12352	
2018	No. of vessels	159	309	179	180	573	1400	
	GT	746	3113	2471	2385	3968	12683	
2019	No. of vessels	153	293	212	180	591	1429	
	GT	616	2807	2509	2711	4103	12746	
2020	No. of vessels	141	258	262	170	632	1463	
	GT	703	2366	2860	2640	4442	13011	
2021	No. of vessels	133	238	295	172	653	1491	
	GT	505	2175	2973	2941	4401	12995	
2022	No. of vessels	132	200	308	208	672	1520	
	GT	481	1526	3710	3359	4615	13691	

Source : D.G. Shipping, M/o Ports, Shipping & Waterways

**Table 1.6**

**Indian Fleet-By Type and Size of Vessels (As on 31st December,2022)**

<b>Type/Size</b>	<b>Below 999</b>	<b>1000- 4999</b>	<b>5000- 9999</b>	<b>10000- 19999</b>	<b>20000- 34999</b>	<b>35000- 49999</b>	<b>50000- 84999</b>	<b>85000 above</b>	<b>Total</b>
<b>(1)</b>	<b>(2)</b>	<b>(3)</b>	<b>(4)</b>	<b>(5)</b>	<b>(6)</b>	<b>(7)</b>	<b>(8)</b>	<b>(9)</b>	<b>(10)</b>
<b>ACID CARRIERS</b>									
NO	0	0	0	1	0	0	0	0	1
GT	0	0	0	11712	0	0	0	0	11712
<b>AHTS</b>									
NO	0	8	0	0	0	0	0	0	8
GT	0	15985	0	0	0	0	0	0	15985
<b>BARGE</b>									
NO	2	38	1	0	0	0	0	0	41
GT	689	62266	5522	0	0	0	0	0	68477
<b>BC</b>									
NO	0	8	3	0	8	20	0	2	41
GT	0	18459	15608	0	223226	840206	0	185382	1282881
<b>CELLULAR CONTAINER VESSEL</b>									
NO	1	2	4	10	7	3	0	0	27
GT	756	9641	27573	155439	172809	117496	0	0	483714
<b>CEMENT CARRIER</b>									
NO	0	0	0	1	0	0	0	0	1
GT	0	0	0	14655	0	0	0	0	14655
<b>CHEMICAL TANKER</b>									
NO	0	0	0	1	2	0	0	0	3
GT	0	0	0	11246	51132	0	0	0	62378

Table 1.6 (Contd...)

## Indian Fleet-By Type and Size of Vessels (As on 31st December,2022)

Type/Size	Below 999	1000- 4999	5000- 9999	10000- 19999	20000- 34999	35000- 49999	50000- 84999	85000 above	Total
(1)	(2)	(3)	(4)	(5)	(6)	(7)	(8)	(9)	(10)
<b>CONTAINER SHIP</b>									
NO	0	0	2	1	2	2	0	0	7
GT	0	0	17467	18602	55416	76533	0	0	168018
<b>CREW BOAT</b>									
NO	11	0	0	0	0	0	0	0	11
GT	847	0	0	0	0	0	0	0	847
<b>DREDGER</b>									
NO	6	16	16	0	0	0	0	0	38
GT	3485	53394	113150	0	0	0	0	0	170029
<b>DRY CARGO BULK CARRIER</b>									
NO	3	18	4	6	27	24	1	1	84
GT	1482	38029	22353	90047	798771	986399	81396	88397	2106874
<b>DRY CARGO LINER</b>									
NO	19	70	19	3	0	2	0	1	114
GT	9919	135879	117908	37062	0	87358	0	91651	479777
<b>DUMB CRANE BARGE</b>									
NO	1	0	0	0	0	0	0	0	1
GT	564	0	0	0	0	0	0	0	564
<b>DUMB PONTOON BARGE</b>									
NO	4	0	0	0	0	0	0	0	4
GT	2652	0	0	0	0	0	0	0	2652

Table 1.6 (Contd...)

Indian Fleet-By Type and Size of Vessels (As on 31st December,2022)

Type/Size	Below 999	1000- 4999	5000- 9999	10000- 19999	20000- 34999	35000- 49999	50000- 84999	85000 above	Total
(1)	(2)	(3)	(4)	(5)	(6)	(7)	(8)	(9)	(10)
<b>ELECTRIC PROPULSION</b>									
NO	0	4	0	0	0	0	0	0	4
GT	0	6595	0	0	0	0	0	0	6595
<b>ETHYLENE GAS CARRIER</b>									
NO	1	3	0	0	0	0	0	0	4
GT	466	8727	0	0	0	0	0	0	9193
<b>FLOATING CRANE</b>									
NO	0	1	0	0	0	0	0	0	1
GT	0	2148	0	0	0	0	0	0	2148
<b>GAS CARRIER</b>									
NO	0	0	0	0	1	8	0	0	9
GT	0	0	0	0	22943	381670	0	0	404613
<b>GENERAL CARGO SHIP</b>									
NO	0	9	3	1	0	0	0	0	13
GT	0	15758	19846	12993	0	0	0	0	48597
<b>HOPPER DREDGER</b>									
NO	0	1	3	1	0	0	0	0	5
GT	0	4337	24486	12030	0	0	0	0	40853
<b>LNG CARRIER</b>									
NO	0	0	0	0	0	0	0	1	1
GT	0	0	0	0	0	0	0	117514	117514

Table 1.6 (Contd...)

## Indian Fleet-By Type and Size of Vessels (As on 31st December,2022)

Type/Size	Below 999	1000- 4999	5000- 9999	10000- 19999	20000- 34999	35000- 49999	50000- 84999	85000 above	Total
(1)	(2)	(3)	(4)	(5)	(6)	(7)	(8)	(9)	(10)
<b>LPG CARRIERS</b>									
NO	0	0	0	1	5	7	0	0	13
GT	0	0	0	10692	135848	325453	0	0	471993
<b>LPG TANKER</b>									
NO	0	0	0	0	2	2	0	0	4
GT	0	0	0	0	46006	93201	0	0	139207
<b>MOTOR BOAT</b>									
NO	2	0	0	0	0	0	0	0	2
GT	59	0	0	0	0	0	0	0	59
<b>MOTOR LAUNCH</b>									
NO	18	3	0	0	0	0	0	0	21
GT	770	4863	0	0	0	0	0	0	5633
<b>MOTOR SHIP</b>									
NO	4	3	0	0	0	0	0	0	7
GT	1717	4765	0	0	0	0	0	0	6482
<b>MOTOR TENDER</b>									
NO	4	0	0	0	0	0	0	0	4
GT	332	0	0	0	0	0	0	0	332
<b>MOTOR TUG</b>									
NO	1	0	0	0	0	0	0	0	1
GT	160	0	0	0	0	0	0	0	160

Table 1.6 (Contd...)

Indian Fleet-By Type and Size of Vessels (As on 31st December,2022)

Type/Size	Below 999	1000- 4999	5000- 9999	10000- 19999	20000- 34999	35000- 49999	50000- 84999	85000 above	Total
(1)	(2)	(3)	(4)	(5)	(6)	(7)	(8)	(9)	(10)
<b>MPSV</b>									
NO	0	1	0	0	0	0	0	0	1
GT	0	1354	0	0	0	0	0	0	1354
<b>MSV</b>									
NO	2	0	0	0	0	0	0	0	2
GT	662	0	0	0	0	0	0	0	662
<b>OFFSHORE SUPPLY VESSEL</b>									
NO	46	90	1	0	0	0	0	0	137
GT	25513	180583	8763	0	0	0	0	0	214859
<b>OFFSHORE SUPPORT VESSEL</b>									
NO	0	5	0	0	0	0	0	1	6
GT	0	12005	0	0	0	0	0	117860	129865
<b>OIL TANKER (CRUDE)</b>									
NO	1	0	1	2	19	9	33	5	70
GT	40	0	5998	37505	522198	381965	2219122	808989	3975817
<b>OIL TANKER (PC)</b>									
NO	10	9	6	3	42	6	12	2	90
GT	5216	12923	42793	46433	1131063	252646	746112	323618	2560804
<b>PASSENGER CUM CARGO</b>									
NO	23	8	3	3	0	0	0	0	37
GT	6855	21989	23994	42610	0	0	0	0	95448



Table 1.6 (Contd...)

## Indian Fleet-By Type and Size of Vessels (As on 31st December,2022)

Type/Size	Below 999	1000- 4999	5000- 9999	10000- 19999	20000- 34999	35000- 49999	50000- 84999	85000 above	Total
(1)	(2)	(3)	(4)	(5)	(6)	(7)	(8)	(9)	(10)
<b>PASSENGER HIGH SPEED CRAFT</b>									
NO	1	0	0	0	0	0	0	0	1
GT	449	0	0	0	0	0	0	0	449
<b>PASSENGER SERVICE</b>									
NO	62	5	1	0	0	1	0	0	69
GT	12514	12353	5938	0	0	35143	0	0	65948
<b>PASSENGER SHIP</b>									
NO	0	0	1	0	0	0	0	0	1
GT	0	0	6828	0	0	0	0	0	6828
<b>PASSENGER VESSEL</b>									
NO	0	0	1	0	0	0	0	0	1
GT	0	0	6865	0	0	0	0	0	6865
<b>PILOT BOAT</b>									
NO	3	0	0	0	0	0	0	0	3
GT	231	0	0	0	0	0	0	0	231
<b>PLATFORM SUPPLY VESSEL</b>									
NO	0	2	0	0	0	0	0	0	2
GT	0	7002	0	0	0	0	0	0	7002
<b>PLEASURE CRAFT</b>									
NO	5	0	0	0	0	0	0	0	5
GT	92	0	0	0	0	0	0	0	92

Table 1.6 (Contd...)

Indian Fleet-By Type and Size of Vessels (As on 31st December,2022)

Type/Size	Below 999	1000- 4999	5000- 9999	10000- 19999	20000- 34999	35000- 49999	50000- 84999	85000 above	Total
(1)	(2)	(3)	(4)	(5)	(6)	(7)	(8)	(9)	(10)
<b>PORT TRUSTS &amp; MARITIME BOARDS VESSEL</b>									
NO	83	6	1	0	0	0	0	0	90
GT	21893	11350	9123	0	0	0	0	0	42366
<b>RESEARCH</b>									
NO	2	0	0	0	0	0	0	0	2
GT	993	0	0	0	0	0	0	0	993
<b>RO - RO CONTAINER VESSELS</b>									
NO	1	0	1	2	0	0	0	0	4
GT	956	0	6942	27394	0	0	0	0	35292
<b>SPECIALISED VESSELS FOR OFFSHORE</b>									
NO	16	15	2	2	0	0	0	0	35
GT	5711	43557	10928	22207	0	0	0	0	82403
<b>SUPPLY VESSEL</b>									
NO	3	41	2	1	1	0	0	0	48
GT	1405	89112	12829	11121	30628	0	0	0	145095
<b>TUG</b>									
NO	388	29	1	0	0	0	0	0	418
GT	126110	52827	5939	0	0	0	0	0	184876
<b>UTILITY BOAT</b>									
NO	1	0	0	0	0	0	0	0	1
GT	73	0	0	0	0	0	0	0	73

**Table 1.6 (Contd...)**

**Indian Fleet-By Type and Size of Vessels (As on 31st December,2022)**

<b>Type/Size</b>	<b>Below 999</b>	<b>1000- 4999</b>	<b>5000- 9999</b>	<b>10000- 19999</b>	<b>20000- 34999</b>	<b>35000- 49999</b>	<b>50000- 84999</b>	<b>85000 above</b>	<b>Total</b>
<b>(1)</b>	<b>(2)</b>	<b>(3)</b>	<b>(4)</b>	<b>(5)</b>	<b>(6)</b>	<b>(7)</b>	<b>(8)</b>	<b>(9)</b>	<b>(10)</b>
<b>UTILITY CRAFT</b>									
NO	5	2	0	0	0	0	0	0	7
GT	584	3987	0	0	0	0	0	0	4571
<b>UTILITY VESSEL</b>									
NO	17	0	0	0	0	0	0	0	17
GT	3594	0	0	0	0	0	0	0	3594
<b>WELL STIMULATION VESSEL</b>									
NO	0	1	0	0	0	0	0	0	1
GT	0	3753	0	0	0	0	0	0	3753
<b>WORK BOAT</b>									
NO	1	0	0	0	0	0	0	0	1
GT	63	0	0	0	0	0	0	0	63
<b>YACHTS</b>									
NO	1	0	0	0	0	0	0	0	1
GT	22	0	0	0	0	0	0	0	22
<b>TOTAL</b>									
<b>NO</b>	<b>748</b>	<b>398</b>	<b>76</b>	<b>39</b>	<b>116</b>	<b>84</b>	<b>46</b>	<b>13</b>	<b>1520</b>
<b>GRT</b>	<b>236874</b>	<b>833641</b>	<b>510853</b>	<b>561748</b>	<b>3190040</b>	<b>3578070</b>	<b>3046630</b>	<b>1733411</b>	<b>13691267</b>

**Table 1.7**  
**Indian Fleet-By Type and Age of Vessels (As on 31st December,2022)**

Type/Age	Upto 5 Yrs.	6-10 Yrs	11-15 Yrs	16-20 Yrs	Above 20 Yrs	Total
(1)	(2)	(3)	(4)	(5)	(6)	(7)
<b>ACID CARRIERS</b>						
NO	0	0	0	0	1	1
GT	0	0	0	0	11712	11712
<b>AHTS</b>						
NO	0	4	1	2	1	8
GT	0	7728	2430	3830	1997	15985
<b>BARGE</b>						
NO	3	22	6	7	3	41
GT	7437	36952	8611	10399	5078	68477
<b>BC</b>						
NO	3	14	12	6	6	41
GT	51171	531595	244689	225035	230391	1282881
<b>CELLULAR CONTAINER VESSEL</b>						
NO	0	1	0	6	20	27
GT	0	756	0	175199	307759	483714
<b>CEMENT CARRIER</b>						
NO	1	0	0	0	0	1
GT	14655	0	0	0	0	14655
<b>CHEMICAL TANKER</b>						
NO	0	2	0	0	1	3
GT	0	41213	0	0	21165	62378
<b>CONTAINER SHIP</b>						
NO	0	0	1	4	2	7
GT	0	0	9956	114091	43971	168018
<b>CREW BOAT</b>						
NO	0	6	3	0	2	11
GT	0	431	151	0	265	847
<b>DREDGER</b>						
NO	0	5	5	5	23	38
GT	0	22179	29550	26250	92050	170029

Table 1.7 (Contd...)

## Indian Fleet-By Type and Age of Vessels (As on 31st December,2022)

Type/Age	Upto 5 Yrs.	6-10 Yrs	11-15 Yrs	16-20 Yrs	Above 20 Yrs	Total
(1)	(2)	(3)	(4)	(5)	(6)	(7)
<b>DRY CARGO BULK CARRIER</b>						
NO	2	15	16	8	43	84
GT	10529	385388	554884	340284	815789	2106874
<b>DRY CARGO LINER</b>						
NO	13	2	14	7	78	114
GT	75330	2693	118752	24813	258189	479777
<b>DUMB CRANE BARGE</b>						
NO	1	0	0	0	0	1
GT	564	0	0	0	0	564
<b>DUMB PONTOON BARGE</b>						
NO	4	0	0	0	0	4
GT	2652	0	0	0	0	2652
<b>ELECTRIC PROPULSION</b>						
NO	0	1	3	0	0	4
GT	0	2257	4338	0	0	6595
<b>ETHYLENE GAS CARRIER</b>						
NO	0	1	0	0	3	4
GT	0	466	0	0	8727	9193
<b>FLOATING CRANE</b>						
NO	0	0	1	0	0	1
GT	0	0	2148	0	0	2148
<b>GAS CARRIER</b>						
NO	0	0	5	3	1	9
GT	0	0	239219	118888	46506	404613
<b>GENERAL CARGO SHIP</b>						
NO	4	3	4	1	1	13
GT	12675	5155	12192	12993	5582	48597
<b>HOPPER DREDGER</b>						
NO	2	0	1	0	2	5
GT	16581	0	4337	0	19935	40853

Table 1.7 (Contd...)

## Indian Fleet-By Type and Age of Vessels (As on 31st December,2022)

Type/Age	Upto 5 Yrs.	6-10 Yrs	11-15 Yrs	16-20 Yrs	Above 20 Yrs	Total
(1)	(2)	(3)	(4)	(5)	(6)	(7)
<b>LNG CARRIER</b>						
NO	1	0	0	0	0	1
GT	117514	0	0	0	0	117514
<b>LPG CARRIERS</b>						
NO	0	0	5	0	8	13
GT	0	0	234662	0	237331	471993
<b>LPG TANKER</b>						
NO	0	0	2	2	0	4
GT	0	0	93201	46006	0	139207
<b>MOTOR BOAT</b>						
NO	2	0	0	0	0	2
GT	59	0	0	0	0	59
<b>MOTOR LAUNCH</b>						
NO	3	4	14	0	0	21
GT	141	4009	1483	0	0	5633
<b>MOTOR SHIP</b>						
NO	5	1	0	1	0	7
GT	3024	2527	0	931	0	6482
<b>MOTOR TENDER</b>						
NO	0	4	0	0	0	4
GT	0	332	0	0	0	332
<b>MOTOR TUG</b>						
NO	0	1	0	0	0	1
GT	0	160	0	0	0	160
<b>MPSV</b>						
NO	0	1	0	0	0	1
GT	0	1354	0	0	0	1354
<b>MSV</b>						
NO	0	1	0	0	1	2
GT	0	320	0	0	342	662

Table 1.7 (Contd...)

## Indian Fleet-By Type and Age of Vessels (As on 31st December,2022)

Type/Age	Upto 5 Yrs.	6-10 Yrs	11-15 Yrs	16-20 Yrs	Above 20 Yrs	Total
(1)	(2)	(3)	(4)	(5)	(6)	(7)
<b>OFFSHORE SUPPLY VESSEL</b>						
NO	0	26	30	18	63	137
GT	0	60545	57103	32097	65114	214859
<b>OFFSHORE SUPPORT VESSEL</b>						
NO	2	0	0	1	3	6
GT	119820	0	0	1592	8453	129865
<b>OIL TANKER (CRUDE)</b>						
NO	0	2	21	22	25	70
GT	0	224343	1281252	1428557	1041665	3975817
<b>OIL TANKER (PC)</b>						
NO	3	4	15	23	45	90
GT	3183	122304	655459	743649	1036209	2560804
<b>PASSENGER CUM CARGO</b>						
NO	1	0	9	7	20	37
GT	6829	0	24840	1623	62156	95448
<b>PASSENGER HIGH SPEED CRAFT</b>						
NO	0	0	0	0	1	1
GT	0	0	0	0	449	449
<b>PASSENGER SERVICE</b>						
NO	3	1	21	5	39	69
GT	509	5938	5785	1506	52210	65948
<b>PASSENGER SHIP</b>						
NO	1	0	0	0	0	1
GT	6828	0	0	0	0	6828
<b>PASSENGER VESSEL</b>						
NO	0	0	0	0	1	1
GT	0	0	0	0	6865	6865
<b>PILOT BOAT</b>						
NO	3	0	0	0	0	3
GT	231	0	0	0	0	231

Table 1.7 (Contd...)

## Indian Fleet-By Type and Age of Vessels (As on 31st December,2022)

Type/Age	Upto 5 Yrs.	6-10 Yrs	11-15 Yrs	16-20 Yrs	Above 20 Yrs	Total
(1)	(2)	(3)	(4)	(5)	(6)	(7)
<b>PLATFORM SUPPLY VESSEL</b>						
NO	0	2	0	0	0	2
GT	0	7002	0	0	0	7002
<b>PLEASURE CRAFT</b>						
NO	4	0	1	0	0	5
GT	64	0	28	0	0	92
<b>PORT TRUSTS &amp; MARITIME BOARDS VESSEL</b>						
NO	1	5	5	8	71	90
GT	88	1392	1112	6910	32864	42366
<b>RESEARCH</b>						
NO	2	0	0	0	0	2
GT	993	0	0	0	0	993
<b>RO - RO CONTAINER VESSELS</b>						
NO	0	0	0	0	4	4
GT	0	0	0	0	35292	35292
<b>SPECIALISED VESSELS FOR OFFSHORE</b>						
NO	1	0	2	2	30	35
GT	70	0	6077	3672	72584	82403
<b>SUPPLY VESSEL</b>						
NO	2	6	23	8	9	48
GT	5347	19863	72399	13850	33636	145095
<b>TUG</b>						
NO	61	54	83	57	163	418
GT	24284	35660	44880	25555	54497	184876
<b>UTILITY BOAT</b>						
NO	0	1	0	0	0	1
GT	0	73	0	0	0	73
<b>UTILITY CRAFT</b>						
NO	2	2	0	2	1	7
GT	106	1992	0	273	2200	4571



Table 1.7 (Contd...)

Indian Fleet-By Type and Age of Vessels (As on 31st December,2022)

Type/Age	Upto 5 Yrs.	6-10 Yrs	11-15 Yrs	16-20 Yrs	Above 20 Yrs	Total
(1)	(2)	(3)	(4)	(5)	(6)	(7)
<b>UTILITY VESSEL</b>						
NO	2	8	4	3	0	17
GT	852	1401	723	618	0	3594
<b>WELL STIMULATION VESSEL</b>						
NO	0	0	0	0	1	1
GT	0	0	0	0	3753	3753
<b>WORK BOAT</b>						
NO	0	1	0	0	0	1
GT	0	63	0	0	0	63
<b>YACHTS</b>						
NO	0	0	1	0	0	1
GT	0	0	22	0	0	22
<b>TOTAL</b>						
<b>NO</b>	<b>132</b>	<b>200</b>	<b>308</b>	<b>208</b>	<b>672</b>	<b>1520</b>
<b>GRT</b>	<b>481536</b>	<b>1526091</b>	<b>3710283</b>	<b>3358621</b>	<b>4614736</b>	<b>13691267</b>

**Table 1.8**

**Indian Fleet-By Age and Size Vessels (As on 31st December,2022)**

<b>Age/Size</b>	<b>Below 999</b>	<b>1000- 4999</b>	<b>5000- 9999</b>	<b>10000- 19999</b>	<b>20000- 34999</b>	<b>35000- 49999</b>	<b>50000- 84999</b>	<b>85000 above</b>	<b>Total</b>
<b>(1)</b>	<b>(2)</b>	<b>(3)</b>	<b>(4)</b>	<b>(5)</b>	<b>(6)</b>	<b>(7)</b>	<b>(8)</b>	<b>(9)</b>	<b>(10)</b>
<b>Upto 5 Yrs.</b>									
NO	93	15	20	1	0	1	0	2	<b>132</b>
GT	32204	33222	121954	14655	0	44127	0	235374	<b>481536</b>
<b>6 to 10 Yrs.</b>									
NO	85	81	7	2	5	16	2	2	<b>200</b>
GT	26146	167005	44860	22629	156911	710708	140358	257474	<b>1526091</b>
<b>11 to 15 Yrs.</b>									
NO	137	89	13	2	23	27	12	5	<b>308</b>
GT	38575	177790	94785	35887	697813	1210676	788465	666292	<b>3710283</b>
<b>16 to 20 Yrs.</b>									
NO	81	51	6	2	33	17	15	3	<b>208</b>
GT	26641	108829	45097	29138	910285	703947	1052064	482620	<b>3358621</b>
<b>Above 20 Yrs.</b>									
NO	352	162	30	32	55	23	17	1	<b>672</b>
GT	113308	346795	204157	459439	1425031	908612	1065743	91651	<b>4614736</b>
<b>Total</b>									
NO	<b>748</b>	<b>398</b>	<b>76</b>	<b>39</b>	<b>116</b>	<b>84</b>	<b>46</b>	<b>13</b>	<b>1520</b>
GT	<b>236874</b>	<b>833641</b>	<b>510853</b>	<b>561748</b>	<b>3190040</b>	<b>3578070</b>	<b>3046630</b>	<b>1733411</b>	<b>13691267</b>

**Table 1.9**  
**Indian Shipping companies registered (As On 31st December,2022)**

SL No	Name of the Company	No of Vessels	Total GT	Total DWT
(1)	(2)	(3)	(4)	(5)
1	A.K. SHIP MGMT.& SERVICES	3	1058	509
2	A.K. SHIPPING PVT LTD.	2	4920	5984
3	AASHI RESORTS P. LTD.	1	451	40
4	ABS MARINE SERVICES PVT. LTD.	4	2196	1700
5	ABYSS OFFSHORE MUMBAI	1	78	0
6	ACADEMY OF MARINE EDUCATION & TRAINING	1	16546	0
7	ACS MARINE SERVICES P.LTD.	1	38888	74005
8	ADANI HARBOUR SERVICES P. LTD.	25	10983	4207
9	ADANI VIZHINJAM PORT P. LTD.	4	1980	1254
10	ADEL SHIPPING & LOGISTICS LTD.	2	972	252
11	ADEL SHIPPING LTD.	1	94	14
12	ADMN. OF U.T. OF LAKSHSDWEEP	22	40868	10007
13	ADSUN OFFSHORE DIVING CONTRACTORS PVT. LTD.	1	1329	1545
14	ADYA PRASAD MISHRA	1	250	195
15	AERO SHIPPING LLP	1	29	0
16	AERO SHIPPING SERVICES	1	18	0
17	AFCONS INFRASTRUCTURE LTD.	1	130	0
18	AFFABLE FISHERIES PVT. LTD.	1	281	0
19	AGASTA MARINE INFRATECH P. LTD.	1	97	0
20	AHILIBAI SARDESAI MINING & EARTHMOVING	1	2257	0
21	AJWA LOGISTICS PVT. LTD.	2	255	0
22	AKURATHI SUDHAKAR, VISAKHAPATNAM, A.P.	1	1119	2072
23	ALANG MARITIME LTD.	1	305	116
24	ALBATROSS SH. LTD.	1	273	214
25	ALBATROSS SHIPPING AGENCIES	4	3266	3741
26	ALISHA A & BEGUM H	2	933	325
27	ALLIANZ OFFSHORE SERVICES PVT. LTD.	2	3859	4489
28	ALPHARD MARITIME PVT LTD	6	5948	6448
29	AMAZE MARINE SERVICES	1	140	76
30	AMAZE MARITIME SERVICES P. LTD.	1	163	107
31	AMBUJA CEMENT	10	23782	30460
32	AMIC TECHNOCONS LTD.	1	199	350
33	AMIT SHIP MANAGEMENT LTD.	2	764	0
34	AMMA LINES LTD.	1	11625	16500
35	AMNS SHIPPING & LOGISTICS P.LTD.	2	88530	163332

Table 1.9 (Contd...)

## Indian Shipping companies registered (As On 31st December,2022)

SL No	Name of the Company	No of Vessels	Total GT	Total DWT
(1)	(2)	(3)	(4)	(5)
36	AMRO MARINE	1	233	79
37	ANDAMAN & NICOBAR ADMINISTRATION	15	61903	19241
38	ANDAMAN LAKSHADWEEP ADMINISTRATION	2	671	157
39	ANDAMAN LAKSHWADEEP HARBOUR WORKS	1	469	0
40	ANGRIYA SEA EAGLE P. LTD.	1	6865	1508
41	ANJAN SHIPPING PVT. LTD.	1	382	112
42	APEEJAY CHARTER PVT. LTD	1	39	0
43	APEEJAY SHIPPING LTD.	10	360352	586448
44	AQUA NOMAD P. LTD.	1	20	0
45	AQUARIS SHIPYARD P. LTD.	1	16	0
46	ARC MARINE PVT LTD	4	1835	1961
47	ARC OFFSHORE (I) P.LTD.	2	659	0
48	ARCADIA SHIPPING CO. LTD.	2	57159	102400
49	ARDESHIR & CURSETJEE LTD.	2	207	0
50	ARKAY LOGISTICS LTD.	5	2641	2715
51	ARKEY SEA LOGISTICS LTD.	3	4434	0
52	ARVIND & CO. SHIPPING AGENCIES P.LTD.	1	646	0
53	ARYA NAUTICA P. LTD.	1	21142	31069
54	ARYA SHIP CHARTERES PVT. LTD	3	144100	261959
55	ARYA TANKERS PVT. LTD.	2	51262	80435
56	ARYA VOYAGERS PVT. LTD.	1	22181	35024
57	ASIAN MARINE SUPPLIER	1	104	0
58	ASIANOL SHIPPING LTD.	1	1624	2908
59	ASM SHIPPING LTD.	1	18101	30990
60	ASSOCIATED MARITIME PVT. LTD.	1	1090	2052
61	ATLANTIC SHIPPING PVT. LTD	1	2814	3617
62	ATLAS OFFSHORE SERVICES PVT. LTD.	1	297	1018
63	AVM MARINE LLP	1	107	69
64	AYSHA SHIPPING COMPANY, A&N ISLANDS	1	320	0
65	B.DEVCHAND & SONS SHIPPING P. LTD	1	1395	2200
66	B.G. SHIKRE CONSTRUCTION TECHNOLOGY P. LTD	2	91966	168095
67	BABAJI SHIVRAM CLEARING & CARRIERS PVT. LTD.	1	1230	1213
68	BAKER HUGHES OILFIELD SERVICES INDIA PVT. LTD.	1	3753	0
69	BALLAST HAM DREDGING INDIA PVT LTD.	1	467	0
70	BANGAR SHIPPING & LOGISTICS	1	4317	4497

Table 1.9 (Contd...)

## Indian Shipping companies registered (As On 31st December,2022)

SL No	Name of the Company	No of Vessels	Total GT	Total DWT
(1)	(2)	(3)	(4)	(5)
71	BAPUS SHIPPING JAMNAGAR PVT. LTD.	3	400	0
72	BEDI SHIPPING LTD.	1	564	0
73	BHAMBHANI SHIPPING PVT. LTD.	2	2838	4175
74	BHARAT CHEMICAL	1	1299	1500
75	BHARAT HOTEL LTD	1	37	0
76	BHARAT MARINES CO. INDIA LTD CHENNAI	1	6013	8447
77	BHARATI MARITIME SERVICES PVT. LTD.	2	926	1116
78	BHOIR SAND & ALLIED INDUS. PVT. LTD.	2	461	0
79	BLUE OCEAN SEA TRANSPORT LTD	1	396	596
80	BLUEFIN MARINE INDUSTRIES	1	108	0
81	BOMBAY MARINE ENGG. WORKS LTD.	1	499	700
82	BOTHRA SHIPPING SERVICES PVT. LTD.	1	2527	4500
83	BSA MARINE SERVICES	1	372	211
84	BULK TAINER SHIPPING LTD.	2	7944	9124
85	BW GLOBAL UNITED LPG INDIA P. LTD.	8	379511	453867
86	Balakrishna Saboo, Mr. Rakesh Barai, Mr. Bhupendrasih Jadeja, Mr. Hiren Joshi, Mr. Vijay Narang	1	336	0
87	CAN OFF-SHORE PVT. LTD.	8	3815	3289
88	CANARA MOTOR LAUNCH SERVICES	1	70	0
89	CAPSTAN MARINE SERVICES PVT. LTD.	1	184	163
90	CASTLE SHIPS PVT. LTD.	7	127697	198458
91	CDR ABHILASH TOMY	1	16	0
92	CHAMBAL FERTILIZERS & CHEMICAL	2	112124	201913
93	CHENNAI PORT TRUST	12	7077	0
94	CHOWGULE & COMPANY PVT. LTD.	4	4761	5754
95	CHOWGULE STEAMSHIPS CO. LTD.	1	19785	32080
96	COAST LINE SERVICES (INDIA) PVT. LTD.	2	2710	4299
97	COASTAL MARINE CONSTRUCTION & ENGG. LTD.	7	8237	5388
98	COASTAL SEAWAYS (ISLAND) PVT. LTD.	1	255	50
99	COCHIN PORT TRUST	5	3954	2308
100	COMPASS SHIPPING AGENCY	1	195	0
101	CONTINENTAL RADIANCE OFFSHORE LTD	2	4602	3366
102	COUNCIL OF SCIENTIFIC & INDUSTR. RESEARCH	1	2661	800
103	CPT PROJECTS P.LTD.	1	2177	3244
104	CRAFTWAY ENGINEERS LTD.	2	144	0

Table 1.9 (Contd...)

## Indian Shipping companies registered (As On 31st December,2022)

SL No	Name of the Company	No of Vessels	Total GT	Total DWT
(1)	(2)	(3)	(4)	(5)
105	CREATIVE GAMING SOLUTIONS PVT. LTD.	1	2544	0
106	CREATIVES MARITIME SERVICES LLP	1	1592	1624
107	CROWN MARITIME CO. LTD.	1	264	0
108	CRYSTAL SHIPPING	1	172	51
109	D.G.LIGHT HOUSES & LIGHTSHIPS	3	5823	3083
110	DAMANIA SHIPPING LTD.	1	481	45
111	DAMODAR MARINE SERVICE	1	487	737
112	DANIEL ENG. WORKS & SHIP REPAIRS	1	850	1000
113	DEENDAYAL PORT TRUST	4	806	385
114	DELMAR OFFSHORE SERVICES P. LTD.	2	258	176
115	DELTA MARITME & INDUS. SKILL TRNG INST. P. LTD	3	1153	1025
116	DEPARTMENT OF OCEAN DEVELOPMENT	3	4582	1605
117	DEPT. OF ANIMAL HUSBANDRY & DAIRYING	1	785	0
118	DESHPRABHU RESOURCES, GOA	1	1320	0
119	DHARMADI SATYAM & SONS	1	97	0
120	DHARTI DREDGING & INFRA. LTD.	1	259	281
121	DIPLOMAT MARINE	1	1221	1149
122	DIR. OF PORTS, THIRUANANTHAPURAM	1	157	113
123	DIR. OF SHIPPING SERVICES, PORT BLAIR	1	124	9
124	DIRECTOR OF SHIPPING SERVICES, A&N	5	15397	2682
125	DIRECTOR TOURISM	1	823	163
126	DIVINE SHIPPING SERVICES	2	2516	4800
127	DOEHLE DANUATIC (I) PVT. LTD.	1	28226	45999
128	DOLPHIN OFFSHORE LTD.	7	2254	1377
129	DREAM MARINE P. LTD.	1	1359	2000
130	DREDGING CORPORATION OF INDIA LTD.	17	84918	60372
131	DUKE OFFSHORE LTD.	1	111	0
132	DULAM INTERNATIONAL PVT. LTD.	1	3204	2100
133	E.N. PVT. LTD.	2	148	0
134	EASTERN BULK CO.LTD.	1	2612	3578
135	EASTERN NAVIGATION PVT. LTD.	2	190	0
136	EASTERN WATERWAYS PVT. LTD.	1	69	23
137	ELEKTRONIK LAB	1	931	0
138	ELLON HINENGO LTD.	5	4274	7772
139	EPSOM SHIPPING (I)PVT LTD.	1	3467	4141

Table 1.9 (Contd...)

## Indian Shipping companies registered (As On 31st December,2022)

SL No	Name of the Company	No of Vessels	Total GT	Total DWT
(1)	(2)	(3)	(4)	(5)
140	EROS SEA LOGISTICS PVT. LTD.	3	15608	23816
141	ESSAR BULK TERMINALS LTD	2	4874	5529
142	ESSAR CONSTRUCTION (INDIA) LIMITED	1	97	136
143	ESSAR LOGISTICS LTD.	5	1564	611
144	ESSAR SHIPPING LTD.	7	97411	173081
145	ESSAR STEEL LTD.	1	293	0
146	ETERNAL OFFSHORE SERVICES	1	154	0
147	EVERETT (INDIA) PVT. LTD	1	2305	3388
148	EVERSUN SPARKLE	1	262	78
149	FARWAY BARGE OPERATIONS P. LTD.	1	1594	2048
150	FINOLEX INDUSTRIES LTD.	1	204	144
151	FIRST OIL & GAS SERVICES P. LTD	2	4994	5140
152	FIVE STAR BULK CARRIERS PVT LTD	4	205881	228434
153	FLAGSHIP MARINE INDIA PVT. LTD.	2	2483	2000
154	FLYOCRETE GREEN CONCRETE LLP	1	1874	2550
155	FOMENTO RESOURCES PVT. LTD	1	2148	0
156	FUGRO SURVEY (I) PVT. LTD.	1	494	509
157	GAL OFFSHORE SHIPPING CO. LTD.	1	640	0
158	GARUDA CARRIERS & SHIPPING(P) LTD.	3	4593	7636
159	GATI COAST TO COAST	2	10086	12763
160	GATI LTD	2	11422	15541
161	GAUTAM FREIGHT LTD.	1	298	405
162	GENERAL MARINE SERVICES	1	252	0
163	GENESIS PETROCHEMICALS & LOGISTICS P. LTD	2	2627	1710
164	GEOLOGICAL SURVEY OF INDIA LTD.	4	9493	5694
165	GLOBAL CAMBAYMARINE SERVICE P.LTD.	1	202	0
166	GLOBAL MARITIME SERVICES	1	1874	2709
167	GLOBAL OFFSHORE SERVICES LTD	5	9681	12417
168	GLORY SHIP MANAGEMENT PVT. LTD.	8	5607	4926
169	GOA COASTAL RESORTS & RECREATION PVT. LTD.	1	3546	320
170	GOA GULF CLUB PVT. LTD.	1	2394	0
171	GODREJ & BOYCE MFG. LTD.	1	22	4
172	GOOD EARTH MARITIME LTD.	1	31734	55882
173	GOVERNMENT OF KERALA	1	402	0
174	GREAT EASTERN SHIPPING CO. LTD.	46	2060643	3275363

Table 1.9 (Contd...)

## Indian Shipping companies registered (As On 31st December,2022)

SL No	Name of the Company	No of Vessels	Total GT	Total DWT
(1)	(2)	(3)	(4)	(5)
175	GREAT OFFSHORE LTD.	13	21739	24684
176	GREAT SEA SHIPPING (P) LTD.	1	756	1000
177	GREAT SHIP (INDIA) LTD.	15	37121	31247
178	GREAT UNITED ENERGY PVT. LTD.	1	2145	0
179	GREEN OCEAN SEAWAYS LTD.	2	608	132
180	GREENWICH SHIPPING	1	1484	2287
181	GU CRUDE CARRIERS PVT. LTD	1	14655	22701
182	GUJARAT ADANI PORT	2	472	35
183	GUJARAT MARITIME BOARD LTD.	18	2753	194
184	HAL OFFSHORE LTD	2	5788	6657
185	HAUERS LINES LTD.	1	298	957
186	HEDE FERROMINAS(P) LTD.	2	1332	1686
187	HIND OFFSHORE	8	9285	9443
188	HOGER OFFSHORE & MARINE P. LTD.	1	2267	1700
189	HOLLY OFFSHORE LOGISTICS	1	223	0
190	HOTEL LEELA VENTURE LTD	1	722	0
191	I MARINE INFRATECH (I) PVT. LTD.	3	700	180
192	IGOPL OFFSHORE PVT. LTD.	1	3700	1909
193	IMPERIAL CLASSIC SHIPPING LTD.	1	1359	0
194	IN MACHINERIES & EQUIPMENTS P. LTD.	1	1255	0
195	INDIAN OCEAN SHIPPING PVT. LTD.	2	50306	78425
196	INDIAN ROADLINES	1	197	118
197	INDUS MARINE PVT. LTD	1	129	0
198	INTEGRITY SHIPS PVT. LTD	1	5973	10314
199	INTERNATIONAL SEAPORT DREDGING PVT LTD.	1	7905	12948
200	INTERSEA MARITIME LTD.	1	38888	74117
201	ISPAT INDUSTRIES LTD	2	17411	29212
202	ITT LINES PVT. LTD	2	3588	4676
203	ITT SHIPPING PVT. LTD.	4	5151	5672
204	J.D. LOGISTICS	2	156	0
205	J.M. BAXI HEAVY P.LTD.	2	446	310
206	JADWET TRADING COMPANY	1	40	0
207	JAISU SHIPPING CO. LTD.	10	18652	8758
208	JAWAHARLAL NEHRU PORT TRUST	7	1114	0
209	JAYESH SHIPPING PVT LTD.	4	3534	3297



Table 1.9 (Contd...)

## Indian Shipping companies registered (As On 31st December,2022)

SL No	Name of the Company	No of Vessels	Total GT	Total DWT
(1)	(2)	(3)	(4)	(5)
210	JEVAN DREDGING LTD.	1	1316	0
211	JINDAL ITF LTD.	16	57823	101956
212	JINDAL WATERWAYS LTD.	5	31456	30169
213	JMD SHIPPING SERVICES	1	41	0
214	JSW JAIGARH PORT LTD.	6	17197	24719
215	JSW SHIPPING & LOGISTICS PVT. LTD.	13	75923	104537
216	K LINE (INDIA) SHIPPING PVT. LTD.	1	33096	58849
217	K SHIP MGMT & SERVICES	1	432	0
218	K. RAGHU PATHI RAO (RAGHU)	1	65	0
219	K.C.MARITIME (I) LTD.	1	16102	27238
220	K.DESAI & COMPANY	1	181	0
221	K.G. OFFSHORE SERVICES PVT. LTD.	1	417	0
222	KANDLA PORT TRUST	10	1680	533
223	KB SHIPPING & COMPANY	2	1249	0
224	KEI-RSOS MARITIME LTD.	15	6103	4398
225	KHATTAR MARINE SERVICES P. LTD.	1	330	216
226	KHATTAR MARINE SERVICES PVT. LTD.	2	635	235
227	KIN-SHIP SERVICES PVT. LTD.	1	4317	4499
228	KMEW OFFSHORE PVT. LTD.	1	113	15
229	KNK SHIP MANAGEMENT	5	2443	1140
230	KOLKATTA PORT TRUST	12	16329	11742
231	KONDO SYOKAI LEISURE INDIA PVT	1	21	6
232	KRISHNA MARITECH	1	3133	4354
233	KSINC	1	135	0
234	KSINC LTD.	1	1119	0
235	L & T SAPURA SHIPPING PVT. LTD.	1	30628	0
236	LAKSHADWEEP DEVELOPMENT CORPN. LTD.	2	964	387
237	LAKSHADWEEP HARBOUR WORKS	1	75	0
238	LEWEK ALTER SHIPPING	2	6216	0
239	LIBRUS ENERGY & INFRA. P.LTD.	1	1808	1505
240	LILY MARITIME LTD.	3	5802	5175
241	LMCS MARITIME PVT. LTD.	1	78845	150709
242	M PALLONJI & CO. Pvt. Ltd.	1	2838	2611
243	M. GANGADHAR RAO	1	36	0
244	M. PALLONJI LOGISTICS PVT. LTD.	2	3911	4946

Table 1.9 (Contd...)

## Indian Shipping companies registered (As On 31st December,2022)

SL No	Name of the Company	No of Vessels	Total GT	Total DWT
(1)	(2)	(3)	(4)	(5)
245	M. PALLONJI SHIPPING PVT. LTD.	3	69372	124737
246	M.P. RECYCLING CO. PVT. LTD.	1	20378	29990
247	MAHESH ENTER.& INFRA INDIA P. LTD.	1	18	0
248	MAHESH SHIPPING & TRAVELS P. LTD.	1	250	270
249	MAHI MARINE PVT. LTD.	4	136604	171355
250	MAK LOGISTICS PVT. LTD.	6	4038	4200
251	MANNA SHIPPING & LOGISTICS P.LTD.	1	1864	2117
252	MARIA OFFSHORE INTERNATIONAL LLP	1	1079	880
253	MARINE BLUE SHIPPING	1	708	0
254	MARINE INFRASTRUCTURE LTD.	1	2148	0
255	MAT MARINE SERVICES P. LTD.	10	1875	786
256	MEENAKSHI FISHING & TRADING CO.	1	6209	0
257	MERCATOR LINES LTD.	21	636891	1083678
258	MIDAS TANKERS P. LTD.	1	21165	33540
259	MINISTRY OF EARTH SCIENCES	2	993	326
260	MODEST INFRASTRUCTURE LTD.	1	1226	0
261	MODEST OFFSHORE SERVICES LTD.	1	66	0
262	MOHAMMED REFIQUE, A&N ISLANDS	1	342	0
263	MORMUGAO PORT TRUST	2	230	0
264	MP OFFSHORE PVT. LTD	2	2242	3321
265	MR. JEETENDRA RAMAWADHI MISRA	1	431	0
266	MR. JEETENDRA RAMAWADHI MISRA & MR. KAMALAPRASAD	2	892	0
267	MRS. ISHRAT JAHAN W/O MR. RIAZ KHAN	1	140	15
268	MUMBAI PORT TRUST	3	126	0
269	MUNDRA PORT AND SPECIAL ECONOMIC ZONE LTD	2	5648	1297
270	MUSTAN TAHDERBHAI KHANBHAI	1	1310	1817
271	Mathew Meenathethil George	1	322	500
272	Mr. Bipin Kumar Singh, Mr. Dhruvin manish Shah, Mr. Anil Kumar, Mr. Jainil Rajesh Shah	1	91	0
273	N.M. ENTERPRISES	1	51	0
274	N.S. GUZDER & COMPANY LTD.	1	498	0
275	NATIONAL INSTITUTE OF OCEAN TECHNOLOGY	3	10081	1607
276	NATIONAL INSTITUTE OF OCEANOGRAPHY	1	709	297
277	NATWAR PAREKH INDUSTRIES	1	956	1386
278	NAUTEX MARITIME PVT. LTD	1	174	0

Table 1.9 (Contd...)

## Indian Shipping companies registered (As On 31st December,2022)

SL No	Name of the Company	No of Vessels	Total GT	Total DWT
(1)	(2)	(3)	(4)	(5)
279	NAVAYUGA ENGINEERING CO. LTD	3	17317	22858
280	NAVYA SHIPPING SERVICES LTD	2	3580	5553
281	NETINCON LOGISTICS PVT. LTD	4	10557	14700
282	NEW ERA SHIPPING LTD. GOA	2	3186	4320
283	NEW MANGALORE PORT TRUST	3	1220	337
284	NIKHIL KUMAR DHALI	1	189	0
285	NSS SHIPPING PVT. LTD.	2	3385	5879
286	OCEAN DIVING CENTRE LTD	1	380	593
287	OCEAN SPARKLE LTD.	69	30504	12089
288	OCEANDEEP ENERGIES P.LTD.	1	3583	3878
289	OIL & NATURAL GAS COMM. LTD.	17	59823	43872
290	ORIENT EXPRESS SHIP MANAGEMENT	2	25544	34309
291	ORION AGENCIES LTD.	2	1261	1856
292	ORION MARITIME PVT. LTD.	2	598	533
293	ORION OFFSHORE SERVICES PVT LTD.	2	611	513
294	P. SURYA RAO	1	59	0
295	PADMANABHA SHIPPING P.LTD.	2	3184	4352
296	PARADIGM MARINE & TECHNICAL SERVICES PVT. LTD.	1	199	157
297	PARADIP PORT TRUST	1	284	691
298	PARKKOT MARITIME AGENCIES	2	2190	0
299	PCL SHIPPING PVT. LTD	1	38877	75477
300	PEARL SHIPS LTD.	1	23797	39316
301	PFS SHIPPING INDIA LTD.	2	70001	132142
302	PIDILITE IND. LTD.	1	45	14
303	PILLONJI LOGISTICS LTD.	10	15716	56492
304	POLESTAR MARITIME LTD.	16	5761	2839
305	POOMPUHAR SHIPPING COPN. LTD.	2	55985	79975
306	PRAGATI MARINE SERVICES PVT. LTD.	3	2683	3221
307	PRANIK SHIPPING & SERVICES LTD.	1	1874	2849
308	PRATIBHA SHIPPING LTD.	9	281543	470120
309	PREMIUM JET SERVICES P. LTD.	1	2100	2542
310	PRINCE MARINE TRANSPORT SERVICES	11	6736	2672
311	PRIYABLUE SHIPPING P. LTD.	3	6216	7200
312	PROSPECTS SHIPPING PVT LTD.	1	14441	17550
313	QK MARINE SERVICES PVT. LTD.	2	838	438

Table 1.9 (Contd...)

## Indian Shipping companies registered (As On 31st December,2022)

SL No	Name of the Company	No of Vessels	Total GT	Total DWT
(1)	(2)	(3)	(4)	(5)
314	R. M. SHIPPING PVT. LTD.	8	223	20
315	RADIANT SHIPPING LTD.	4	90551	149366
316	RAJ SHIPPING AGENCIES LTD.	13	16531	19415
317	RAJMAHENDRI OIL FIELD SERVICES P LTD.	2	183	0
318	RAREFIELD SHIPPING PVT. LTD.	1	7662	0
319	REACON ENGINEERS(INDIA) PVT. LTD.	3	845	2290
320	RELIANCE INDUSTRIES LTD.	28	135347	170049
321	RESHAMSINGH & CO. PVT LTD.	2	298	0
322	RIPLEY OFFSHORE PVT. LTD.	1	191	102
323	RISHI MANSUKHANI PORTS & INFRA P. LTD.	2	2071	2991
324	RISHI SHIPPING	1	1783	2659
325	ROCK AND REEF DREDGING PVT. LTD.	1	172	75
326	RSMB GLOBAL EXIM LLP	1	757	0
327	RSOS - R.K.KATADI	1	55	31
328	S. SURYA RAO	1	159	0
329	S.K. ALISHA & HASEENA BEGUM	5	812	421
330	S.K.S. SHIP LTD.	2	24	0
331	S.R. OFFSHORE P. LTD.	2	1266	2060
332	S.S. OFFSHORE PVT. LTD.	4	6757	8108
333	SADHAV SHIPPING LTD.	6	6379	6356
334	SAFE & SURE MARINE INT. PVT. LTD.	2	1931	3021
335	SAHARA INDIA TOURISM DEV. CORPN. LTD	1	35143	4514
336	SAHARA SHIPPING PVT. LTD	1	78	24
337	SAI SHIPPING COMPANY P. LTD	1	13066	20567
338	SAIBHYA SHIPPING AGRO-MARINE P. LTD	1	267	100
339	SAKTHI SHIPPING SERVICES (I) PVT. LTD.	2	4163	5841
340	SAKURA ENERGY TRANSPORT LTD.	7	522834	874650
341	SALGAOCAR MINING LTD.	2	35175	58918
342	SALGAONKAR ENGINEERS PVT. LTD.	1	12519	17529
343	SAMBHULINGAM MARINE SERVICES	1	317	0
344	SAMEER USMANGANI MIRANI	1	125	25
345	SAMRAT ASIA MARITIME LTD.	1	1874	2350
346	SAMSON MARITIME LTD.	20	32501	24275
347	SAMUDRIKA LOGISTICS PVT. LTD.	1	275	290
348	SAN MARINE	1	174	0

Table 1.9 (Contd...)

## Indian Shipping companies registered (As On 31st December,2022)

SL No	Name of the Company	No of Vessels	Total GT	Total DWT
(1)	(2)	(3)	(4)	(5)
349	SANGHI INDUSTRIES LTD.	2	7044	8800
350	SANJAY KUMAR HARISH BHAI MANGI (PROPRIETOR)	1	374	147
351	SANMAR SHIPPING LTD.	7	236741	401044
352	SARAT CHATTERJEE & CO. (V )P. LTD	4	52193	96228
353	SAURASHTRA FUELS PVT. LTD.	2	3672	5560
354	SCORPIO SHIPPING AGENCIES P. LTD.	1	1787	2655
355	SCUBA LOVING DIVE & TRAVEL PVT. LTD.	1	16	0
356	SDS OFFSHORE PVT. LTD	2	212	34
357	SEA GLITTERS OFFSHORE P. LTD.	1	253	0
358	SEA LIFE SHIPPING COMPANY	1	177	0
359	SEA RIDES SHIP MANAGEMENT	1	1011	1142
360	SEA SPARKLE HARBOUR SERVICES LTD	2	763	187
361	SEABON DNV MARINE P. LTD.	1	72	16
362	SEAGULL DREDGING PVT. LTD. MUMBAI	1	71	0
363	SEALAND SHIPPING & EXPORTS PVT.LTD.	1	2233	3881
364	SEALINK ADVENTURES INDIA P. LTD.	1	318	37
365	SEALION SPARKLE MARITIME SERVI	5	1330	394
366	SEALION SPARKLE PORT & TERMINAL SERVICE	3	1240	604
367	SEASHORES INFRA LOGISTICS	1	269	115
368	SEASPAN SHIPPING LTD.	1	643	139
369	SEASTAR & AMBA SHIPPING P. LTD.	1	193	0
370	SEATRANS SHIPPING CORPN. LTD.	1	42	0
371	SEAWAYS SHIPPING LIMITED	2	23996	28280
372	SERENE GREEN SHIPPING P.LTD.	1	28048	45861
373	SEROS SHIPPING P. LTD.	5	32249	54580
374	SESA SHIPPING(P) LTD.	1	121	0
375	SESA STERLITE LTD.	1	5522	3519
376	SETHUSAMUDRAM CORP.TD. CHENNAI	10	263	0
377	SETRANS SHIPPING LTD.	1	249	184
378	SEVEN ISLAND SHIPPING LTD	26	882447	1503076
379	SHAHI SHIPPING LTD.	1	121	0
380	SHANTI SAGAR INTERNATIONAL DREDGING P LTD	7	24225	23398
381	SHANTI SHIPPING CO.(P) LTD	1	760	830
382	SHINY SHIPPING & LOGISTICS PVT.	2	1831	2470
383	SHIPPING CORPN. OF INDIA	66	3095041	5177682

Table 1.9 (Contd...)

## Indian Shipping companies registered (As On 31st December,2022)

SL No	Name of the Company	No of Vessels	Total GT	Total DWT
(1)	(2)	(3)	(4)	(5)
384	SHIV SHIPPING SERVICES	1	1583	2000
385	SHIV VANI OIL & GAS EXPLORATION	1	174	46
386	SHIVA MARKETING LTD.	1	157	0
387	SHIVANSH OFFSHORE AND MARINE SERVICES PVT. LTD.	4	6304	4600
388	SHM SHIPCARE	1	73	0
389	SHOFT INDUSTRIES PVT. LTD.	1	1207	1625
390	SHREE KRISHNA STEVEDON PVT. LTD.	5	7361	10992
391	SHREE LAXMI ENTERPRISES	1	290	125
392	SHREE SAGAR STEVEDORE	1	1066	0
393	SHREE VARALAKSHMI OFFSHORE SERVICES	1	69	0
394	SHREEJI SHIPPING	1	191	0
395	SHREEJI SHIPPING SERVICES (INDIA) LTD.	6	5257	7416
396	SHREYAS SHIPPING & LOGISTICS LTD	19	340620	443341
397	SHRI ANIL V MADGAVKAR	1	28	0
398	SHRI ARVIND SHAH P/O AECADIA	1	69	0
399	SHRI DWARAMPUDI TIRAPAYYAREDDY	1	91	55
400	SHRI JEETENDRA RAMAWADH MISRA & KAMALAPRASAD RAMAWADH MISRA	1	437	142
401	SHRI KATADI JANAKIRAM	1	160	0
402	SHRI MAHENDRASINH KIRITSINH GOHIL	1	303	246
403	SHRI MANKESHWAR MECHANICAL SERVICES	1	62	0
404	SHRI RASHED AHMED MUJAWAR PROPRIETOR	1	1398	2213
405	SHRI SHEIK AHMED & SK HASEENA BEGUM	1	805	958
406	SHRI SHEIK AHMED ALISHA & HASEENA BEGUM	2	1060	0
407	SHRI VIJAY KANTILAL SANGHVI	1	107	0
408	SICAL LOGISTICS LTD.	1	7594	10500
409	SICAL SHIPPING LIMITED.	1	11712	17465
410	SIMA MARINE (INDIA) PVT. LTD.	2	77555	100890
411	SIMCEMENT PVT. LTD.	3	4440	6835
412	SIMPSON OFFSHORE SERVICES LLP	1	195	229
413	SINDHU MARINE	4	918	116
414	SOUTH EAST ASIA MARINE ENGG. & CONST. LTD.	4	40744	42709
415	SPARKLE PORT SERVICES LTD.	4	1922	0
416	SPARKLE TERMINAL & TOWAGE SER. LTD.	4	1976	1187
417	SPS MARINE P. LTD.	1	5582	0

Table 1.9 (Contd...)

## Indian Shipping companies registered (As On 31st December,2022)

SL No	Name of the Company	No of Vessels	Total GT	Total DWT
(1)	(2)	(3)	(4)	(5)
418	SRI GANESH DURGA MARINE SERVICES	1	75	0
419	SRI V. JESWARYAMBICA BARGE SUPPLIERS	1	78	0
420	SRI VARI LOGISTICS (I) LTD.	2	1310	0
421	SSR MARINE SERVICES PVT. LTD.	2	3748	5746
422	STAR MARINE SERVICES	1	50	0
423	STAR SHIPPING LTD.	1	187	239
424	STATE POLLUTION BOARD	1	63	0
425	SULA SHIPPING & LOGISTICS PVT. LTD.	1	40504	0
426	SUMER VARMA, PRASHANTH PRAKASH	2	32	0
427	SUN MARINE	1	1310	1758
428	SUNRISE MARINE SERVICES	3	525	469
429	SUPER TUG OFFSHORE SERVICES PVT LTD.	2	509	573
430	SUPER TUG OFFSHORE SERVICES PVT. LTD.	1	356	0
431	SUPREME MARINES	1	75	0
432	SVITZER HAZIRA P. LTD.	2	1256	382
433	SVITZER WIJAMNLLER HAZIRA PVT LTD.	1	451	0
434	SVS MARINE SERVICES (P) LTD.	5	5819	7400
435	SVUL PROJECT LTD	2	226	0
436	SYNERGY OFFSHORE SERVICES	1	189	125
437	SYNNOTECH INFRA PVT. LTD.	1	999	1059
438	Shri Ashok Kumar H Lal & Shri Jithendra H Lal	3	2320	3667
439	TAC SEAWAYS LLP	1	67	0
440	TAG OFFSHORE LTD.	18	56870	50802
441	TAG SEA LOGISTICS LTD	3	3939	4952
442	TARUN SHIPPING & INDUSTRIES LTD.	2	1978	2172
443	TCI SEAWAYS LTD.	7	58084	76635
444	TEBMA TEAM LTD.	1	151	0
445	THE CHAIRMAN, V.O.C PT,TUTICORIN	1	48	0
446	THE INDIA CEMENT LTD., CHENNAI	2	54057	103602
447	THE PRESIDENT OF INDIA	1	2477	1500
448	THE PRESIDENT OF INDIA, UT OF LAKSHADWEEP	5	1152	72
449	TIMBLO SHIPYARDS P. LTD.	1	253	271
450	TIME TRADER	1	113	0
451	TIRUPATI VESSEL P. LTD.	5	8456	10490
452	TM HARBOUR SERVICES PVT. LTD.	3	1396	0

Table 1.9 (Contd...)

## Indian Shipping companies registered (As On 31st December,2022)

SL No	Name of the Company	No of Vessels	Total GT	Total DWT
(1)	(2)	(3)	(4)	(5)
453	TOLANI SHIPPING CO. LTD.	4	164289	227975
454	TRANS ASIAN SHIPPING SERVICES	2	29190	28655
455	TRANSCOASTAL CARGO & SHIPPING	2	17144	21745
456	TRANSPORT CORPN. OF INDIA.	1	300	710
457	TRANSTAR MARINE & OFFSHORE SERVICES	1	1078	0
458	TREASURE HARVEST SHIPPING PVT. LTD.	1	38646	73941
459	TRITON MARITIME PVT. LTD.	3	2792	1575
460	TRITON OVERWATER TPT. AGENCY LTD.	2	70	0
461	TRITON VENTURES P. LTD.	1	1459	1335
462	TRIUMPH OFFSHORE PVT. LTD.	1	117514	97169
463	TULSHYAN SHIPPING & OFFSHORE P. LTD	1	2095	2374
464	TUTICORIN PORT TRUST	3	850	0
465	U. T. OF LAKSHADWEEP	2	6117	1200
466	UNDERWATER SERVICES COMPANY LTD.	1	1081	723
467	UNION OF INDIA (MOST)	1	1552	370
468	UNIQUE STAR MARITIME P. LTD.	1	462	0
469	UNITED SHIPPERS LTD.	3	5164	3529
470	UNITED SHIPPING LTD.	1	1063	1750
471	UTL, KAVARTHI	1	5939	0
472	V.S. MARINE SERVICE	1	165	125
473	VAMSEE SHIPPING CARRIER PVT. LTD	1	652	0
474	VAN OORD INDIA PVT. LTD.	2	13226	17299
475	VARUN GAS LOGISTICS PVT. LTD.	1	47156	54826
476	VARUN RESOURCES LTD	1	23878	27200
477	VARUN SHIPPING LTD	7	269868	401656
478	VEDANT SHIP MGMT	4	1458	612
479	VIJAY K SANGHAVI	1	128	69
480	VIKRAM SHIPPING LTD.	2	482	98
481	VINAYAK MARINE SERVICES PVT LTD.	5	770	218
482	VINDHYA VASHINI MARINE SERVICES PVT. LTD.	2	310	90
483	VISAKHAPATNAM PORT TRUST	14	6035	0
484	VNS OFF-SHORE SERVICES CO. LTD.	1	132	192
485	VOSTA LMG INDIA PVT. LTD.	3	6939	5098
486	VSSR SHIPPING CO	1	191	0
487	WATERWAYS SHIPYARD PVT LTD.	2	3507	3862



**Table 1.9 (Contd...)****Indian Shipping companies registered (As On 31st December,2022)**

SL No Name of the Company		No of Vessels	Total GT	Total DWT
(1)	(2)	(3)	(4)	(5)
488	WELSPUN MAXSTEEL LTD.	1	1693	2950
489	WHITE SAND, HOWRAH	1	25	0
490	YAR SHIPPING & CATERING PVT. LTD.	1	307	0
491	YASH DEVELOPERS	1	217	101
492	YOGI SEAWAYS PVT. LTD	1	690	844
493	YOJAKA (INDIA) PVT. LTD.	2	77	0
494	ZEN SHIPPING & PORTS INDIA PVT. LTD.	2	14251	24283
<b>Total</b>		<b>1520</b>	<b>13691267</b>	<b>20651323</b>

**Table 1.10**  
**Net Addition to Indian Fleet (During the Year 2022)**

Shipping Company/Shipowner	Ship Acquired			Ship Sold/Scrapped			Net Addition	
	No	GT	Type	No	GT	Type	No	GT
-1	-2	-3	-4	-5	-6	-7	-8	-9
A.K. SHIP MGMT.& SERVICES	0	0		1	290	TUG	-1	-290
ABS MARINE SERVICES PVT. LTD.	1	67	MOTS	0	0		1	67
ADANI HARBOUR SERVICES P. LTD.	1	495	TUG	0	0		1	495
	1	495	TUG	0	0		1	495
	1	495	TUG	0	0		1	495
	1	495	TUG	0	0		1	495
ADANI PORTS AND SEZ LTD.	0	0		1	1371	BARG	-1	-1371
AEROMARINE EQUIPMENT SUPPLY PVT. LTD	0	0		1	15	UTB	-1	-15
AGASTA MARINE INFRATECH P. LTD.	1	97	PB	0	0		1	97
ALPHARD MARITIME PVT LTD	0	0		1	279	TUG	-1	-279
	0	0		1	273	TUG	-1	-273
AMNS SHIPPING & LOGISTICS P.LTD.	1	44265	BC	0	0		1	44265
	1	44265	BC	0	0		1	44265
ARVIND & CO. SHIPPING AGENCIES P.LTD.	1	646	DPB	0	0		1	646
B.G. SHIKRE CONSTRUCTION TECHNOLOGY P. LTD	1	45999	BC	0	0		1	45999
	1	45967	BC	0	0		1	45967
BEDI SHIPPING LTD.	1	564	DCB	0	0		1	564
BSA MARINE SERVICES	1	372	TUG	0	0		1	372
BW GLOBAL UNITED LPG INDIA P. LTD.	1	48456	LCAR	0	0		1	48456

**Table 1.10**  
**Net Addition to Indian Fleet (During the Year 2022)**

Shipping Company/Shipowner	Ship Acquired			Ship Sold/Scrapped			Net Addition	
	No	GT	Type	No	GT	Type	No	GT
-1	-2	-3	-4	-5	-6	-7	-8	-9
CASTLE SHIPS PVT. LTD.	1	29268	TANP	0	0		1	29268
COASTAL MARINE CONSTRUCTION & ENGG. LTD.	1	1960	OSS	0	0		1	1960
DIRECTOR OF SHIPPING SERVICES, A&N	1	6829	PASS	0	0		1	6829
ESSAR SHIPPING LTD.	0	0		1	77655	DRB	-1	-77655
	0	0		1	7918	DRY	-1	-7918
	0	0		1	7918	DRY	-1	-7918
GENESIS PETROCHEMICALS & LOGISTICS P. LTD	1	1311	TANP	0	0		1	1311
	1	1316	TANP	0	0		1	1316
GLOBAL OFFSHORE SERVICES LTD	0	0		1	2281	AHTS	-1	-2281
GREAT EASTERN SHIPPING CO. LTD.	0	0		1	22135	LCAR	-1	-22135
GREAT SHIP (INDIA) LTD.	0	0		1	3147	SV	-1	-3147
HIND OFFSHORE	0	0		1	2906	SV	-1	-2906
	0	0		1	269	TUG	-1	-269
HOGER OFFSHORE & MARINE P. LTD.	0	0		1	3469	OFF	-1	-3469
INTERSEA MARITIME LTD.	1	38888	BC	0	0		1	38888
JINDAL ITF LTD.	0	0		1	1368	BARG	-1	-1368
JSW SHIPPING & LOGISTICS PVT. LTD.	1	5833	DRY	0	0		1	5833
	1	5833	DRY	0	0		1	5833
	1	5858	DRY	0	0		1	5858
	1	5833	DRY	0	0		1	5833

**Table 1.10**  
**Net Addition to Indian Fleet (During the Year 2022)**

Shipping Company/Shipowner	Ship Acquired			Ship Sold/Scrapped			Net Addition	
	No	GT	Type	No	GT	Type	No	GT
-1	-2	-3	-4	-5	-6	-7	-8	-9
KB SHIPPING & COMPANY	1	564	DPB	0	0		1	564
	1	685	DPB	0	0		1	685
LIBRUS ENERGY & INFRA. P.LTD.	1	1808	OFF	0	0		1	1808
M. PALLONJI LOGISTICS PVT. LTD.	0	0		1	36666	BC	-1	-36666
MAT MARINE SERVICES P. LTD.	1	181	TUG	0	0		1	181
	1	219	UTV	0	0		1	219
MIDAS TANKERS P. LTD.	1	21165	CHT	0	0		1	21165
MOHAN MUTHA TRANSLOGISTICS P. LTD.	0	0		1	198	MOTS	-1	-198
OCEAN SPARKLE LTD.								
	1	382	TUG	0	0		1	382
	1	474	TUG	0	0		1	474
	0	0		1	328	TUG	-1	-328
ORION OFFSHORE SERVICES PVT LTD.	1	124	TUG	0	0		1	124
RELIANCE INDUSTRIES LTD.	1	117860	OSS	0	0		1	117860
RSMB GLOBAL EXIM LLP	1	757	DPB	0	0		1	757

**Table 1.10**  
**Net Addition to Indian Fleet (During the Year 2022)**

Shipping Company/Shipowner	Ship Acquired			Ship Sold/Scrapped			Net Addition	
	No	GT	Type	No	GT	Type	No	GT
-1	-2	-3	-4	-5	-6	-7	-8	-9
S.K. ALISHA & HASEENA BEGUM	1	141	TUG	0	0		1	141
	1	178	TUG	0	0		1	178
	1	141	TUG	0	0		1	141
SAKURA ENERGY TRANSPORT LTD.	1	47173	G.C	0	0		1	47173
	1	23003	LPGT	0	0		1	23003
	1	159840	TANC	0	0		1	159840
	1	45811	LCAR	0	0		1	45811
	1	40976	TANP	0	0		1	40976
SAMSON MARITIME LTD.	1	2921	OFF	0	0		1	2921
SANMAR SHIPPING LTD.	1	42058	TANP	0	0		1	42058
	1	10692	LCAR	0	0		1	10692
SCI FORBES LIMITED	0	0		1	8625	TANP	-1	-8625
SEA GLITTERS OFFSHORE P. LTD.	1	253	TUG	0	0		1	253
SEA SPARKLE HARBOUR SERVICES LTD	0	0		1	217	TUG	-1	-217

**Table 1.10**  
**Net Addition to Indian Fleet (During the Year 2022)**

Shipping Company/Shipowner	Ship Acquired			Ship Sold/Scrapped			Net Addition	
	No	GT	Type	No	GT	Type	No	GT
-1	-2	-3	-4	-5	-6	-7	-8	-9
SEVEN ISLAND SHIPPING LTD	0	0		1	7375	CHT	-1	-7375
	1	22184	TANP	0	0		1	22184
	0	0		1	23483	TANP	-1	-23483
	1	27969	TANP	0	0		1	27969
	1	11383	TANP	0	0		1	11383
SHANTI SAGAR INTERNATIONAL DREDGING P LTD	0	0		1	161	TUG	-1	-161
SHAPOORJI PALLONJI FORBES SHIPPING LTD.	0	0		1	12105	TANP	-1	-12105
SHIVANSH OFFSHORE AND MARINE SERVICES PVT. LTD.	1	964	TUG	0	0		1	964
	1	2140	OFF	0	0		1	2140
SHM SHIPCARE	1	73	PGER	0	0		1	73
SHRI SHEIK AHMED & SK HASEENA BEGUM	1	805	TANP	0	0		1	805
SHRI SHEIK AHMED ALISHA & HASEENA BEGUM	1	564	OFF	0	0		1	564
	1	496	OFF	0	0		1	496
SOUTH EAST ASIA MARINE ENGG. & CONST. LTD.	0	0		1	2557	SOFF	-1	-2557
SUNRISE MARINE SERVICES	0	0		1	55	TUG	-1	-55
VEDANT SHIP MGMT	0	0		1	236	TUG	-1	-236
<b>Total</b>	<b>56</b>	<b>919690</b>		<b>27</b>	<b>223300</b>		<b>29</b>	<b>696390</b>

Note : The total GT for net addition figure contain the adjustment addition of 99 GT for change in trade & GT value of vessel Ocean Crest .

Source : D.G. Shipping, M/o Ports, Shipping & Waterways

**Table 1.11**

**List of all vessels registered for Indian trade (As on 31st December,2022)**

<b>SI No</b>	<b>Name Of the Ship</b>	<b>Year of Built</b>	<b>Type of Vessel</b>	<b>GT</b>	<b>DWT</b>
<b>(1)</b>	<b>(2)</b>	<b>(3)</b>	<b>(4)</b>	<b>(5)</b>	<b>(6)</b>
<b>A.K. SHIP MGMT.&amp; SERVICES</b>					
1	SEAWAYS 9	1999	TUG	458	362
2	SHAMBHAVI	1995	TUG	374	147
3	DONA PAULA II	1988	TUG	226	0
<b>A.K. SHIPPING PVT LTD.</b>					
4	SEA ME SMILE	2014	DRB	2460	3000
5	SEA ANGEL	2014	BC	2460	2984
<b>AASHI RESORTS P. LTD.</b>					
6	AASHI I	1998	PGER	451	40
<b>ABS MARINE SERVICES PVT. LTD.</b>					
7	ABS ANOKHI	2006	OFF	1995	1700
8	ABS DANIKA	2021	PB	67	0
9	ABS DHRUVA	2021	PB	67	0
10	ABS ROHINI	2022	MOTS	67	0
<b>ABYSS OFFSHORE MUMBAI</b>					
11	SOHA	1984	TUG	78	0
<b>ACADEMY OF MARINE EDUCATION &amp; TRAINING</b>					
12	M.V. AMET MAJESTY	1975	RORO	16546	0
<b>ACS MARINE SERVICES P.LTD.</b>					
13	MAHAVIR	1999	BC	38888	74005
<b>ADANI HARBOUR SERVICES P. LTD.</b>					
14	TUG DOLPHIN NO.3	2003	TUG	355	0
15	DOLPHIN NO. 22	2012	TUG	448	225
16	DOLPHIN NO. 20	2012	TUG	381	184
17	DOLPHIN NO. 21	2012	TUG	381	187
18	DOLPHIN NO. 23	2012	TUG	448	225
19	DOLPHIN NO. 25	2016	TUG	467	309
20	DOLPHIN NO. 09	2008	TUG	449	321
21	DOLPHIN NO. 10	2009	TUG	450	321
22	DOLPHIN NO. 14	2010	TUG	445	0
23	DOLPHIN NO. 12	2009	TUG	445	0
24	DOLPHIN-2	2010	TUG	372	0
25	M.V. DOLPHIN NO.15	2010	TUG	447	0
26	DOLPHIN NO. 17	2011	TUG	449	299
27	DOLPHIN NO. 18	2011	TUG	449	0
28	M.V. DOLPHIN - 16	2011	TUG	448	294

**Table 1.11 (Contd...)**

**List of all vessels registered for Indian trade (As on 31st December,2022)**

<b>Sl No</b>	<b>Name Of the Ship</b>	<b>Year of Built</b>	<b>Type of Vessel</b>	<b>GT</b>	<b>DWT</b>
<b>(1)</b>	<b>(2)</b>	<b>(3)</b>	<b>(4)</b>	<b>(5)</b>	<b>(6)</b>
29	DOLPHIN NO 6	2005	TUG	390	150
30	DOLPHIN NO. 8	2007	TUG	347	111
31	DOLPHIN NO. 7	2007	TUG	347	111
32	DOLPHIN NO. 31	2021	TUG	495	201
33	DOLPHIN NO. 32	2021	TUG	495	0
34	DOLPHIN 30	2020	TUG	495	201
35	DOLPHIN NO. 33	2021	TUG	495	202
36	DOLPHIN NO. 34	2021	TUG	495	283
37	DOLPHIN NO. 35	2021	TUG	495	302
38	DOLPHIN NO. 36	2022	TUG	495	281
<b>ADANI VIZHINJAM PORT P. LTD.</b>					
39	DOLPHIN NO. 26	2019	TUG	495	325
40	DOLPHIN NO 27	2019	TUG	495	325
41	DOLPHIN NO. 28	2019	TUG	495	306
42	DOLPHIN NO. 29	2020	TUG	495	298
<b>ADEL SHIPPING &amp; LOGISTICS LTD.</b>					
43	ADEL - 1	2009	TUG	486	252
44	ADEL-2	2009	TUG	486	0
<b>ADEL SHIPPING LTD.</b>					
45	AQUATOR-1	2015	CREW	94	14
<b>ADMN. OF U.T. OF LAKSHSDWEEP</b>					
46	BHARAT SEEMA	1973	PASS	3670	640
47	DWEEP SETHU	1985	PASS	492	98
48	TIPU SULTAN	1982	PASS	3725	887
49	SAGAR YUVRAJ	2014	OFF	1220	0
50	UBAIDULLA	1992	DRY	724	900
51	LACCA DIVES	1994	DRY	738	960
52	CHERIYAM	1997	DRY	738	960
53	MINICOY	2000	PGER	932	0
54	CHERIYAPANI	2007	PGER	396	43
55	PARALI	2007	PGER	396	43
56	VALIYAPANI	2007	PGER	396	43
57	THINNAKARA	1993	OFF	738	960
58	VIRIGILI	2006	PASS	48	0
59	BANGARAM	2006	PASS	48	0
60	ARABIAN SEA	2009	PASS	3261	0



Table 1.11 (Contd...)

## List of all vessels registered for Indian trade (As on 31st December,2022)

SI No	Name Of the Ship	Year of Built	Type of Vessel	GT	DWT
(1)	(2)	(3)	(4)	(5)	(6)
61	AMINDIVI	2000	PASS	931	0
62	KHADEEJA BEEBI	1991	PASS	254	43
63	HAMEEDATH BEE	1991	PASS	254	43
64	KARAVATI	2007	PASS	8763	2387
65	LAKSHADEEP SEA	2010	PASS	3262	0
66	KAVARATTI	2007	OFF	8763	0
67	THILAKKAM	2020	MOTS	1119	2000
<b>ADSUN OFFSHORE DIVING CONTRACTORS PVT. LTD.</b>					
68	ADSUN GENESIS	2010	TUG	1329	1545
<b>ADYA PRASAD MISHRA</b>					
69	SAGAR PRINCE	1997	TUG	250	195
<b>AERO SHIPPING LLP</b>					
70	AERO DISCOVERY	2012	UTV	29	0
<b>AERO SHIPPING SERVICES</b>					
71	AERO PRIDE	2009	CREW	18	0
<b>AFCONS INFRASTRUCTURE LTD.</b>					
72	KB 31	2021	TUG	130	0
<b>AFFABLE FISHERIES PVT. LTD.</b>					
73	BRAHMEKSHARA	2008	TUG	281	0
<b>AGASTA MARINE INFRATECH P. LTD.</b>					
74	AWADHOOT	2021	PB	97	0
<b>AHILIBAI SARDESAI MINING &amp; EARTHMOVING</b>					
75	NARMADA JALPRABHA	2012	EP	2257	0
<b>AJWA LOGISTICS PVT. LTD.</b>					
76	GULMOHAR	1997	TUG	121	0
77	ROSE	1999	TUG	134	0
<b>AKURATHI SUDHAKAR, VISAKHAPATNAM, A.P.</b>					
78	RAJESHREE 1	2003	TANP	1119	2072
<b>ALANG MARITIME LTD.</b>					
79	RAJAJII	1982	TUG	305	116
<b>ALBATROSS SH. LTD.</b>					
80	ALBATROSS 15	1980	OFF	273	214
<b>ALBATROSS SHIPPING AGENCIES</b>					
81	SCI 01	1984	OFF	1310	1775
82	CAPT. JUVALE	1985	OFF	1310	1809
83	SIRIUS	2006	TUG	305	157

Table 1.11 (Contd...)

## List of all vessels registered for Indian trade (As on 31st December,2022)

SI No	Name Of the Ship	Year of Built	Type of Vessel	GT	DWT
(1)	(2)	(3)	(4)	(5)	(6)
84	M.V. TAG LAXMI	2011	TUG	341	0
<b>ALISHA A &amp; BEGUM H</b>					
85	SAN EMERALD	2011	UTV	178	0
86	MENCAST 18	2019	UTV	755	325
<b>ALLIANZ OFFSHORE SERVICES PVT. LTD.</b>					
87	OLYMPUS	2007	TUG	1641	1239
88	AINA	2006	OFF	2218	3250
<b>ALPHARD MARITIME PVT LTD</b>					
89	SURYA -3	2014	DRB	2460	3000
90	TAG- 10	2010	AHTS	2430	2503
91	A M ADWAY	2009	TUG	273	266
92	A M AKSHANT	2009	TUG	270	305
93	A M ANADI	1993	TUG	220	188
94	A M AVATAR	2009	TUG	295	186
<b>AMAZE MARINE SERVICES</b>					
95	M.V. GOMTI	1981	PGER	140	76
<b>AMAZE MARITIME SERVICES P. LTD.</b>					
96	MAHI	1982	PGER	163	107
<b>AMBUJA CEMENT</b>					
97	AMBUJA SHAKTI	1996	DRY	1961	2637
98	AMBUJA KIRTI	1996	DRY	1961	2650
99	AMBUJA SHIKAR	1993	DRY	1871	2500
100	AMBUJA VAIBHAV	1993	DRY	1864	2500
101	AMBUJA LAKSHMI	2002	DRY	2991	3900
102	AMBUJA GAURAV	1994	DRY	1864	2500
103	AMBUJA BHAVANI	2002	DRY	2991	3900
104	AMBUJA GOURI	2009	DRY	2978	3073
105	M.V. AMBUJA MUKUND	2011	DRY	2990	4000
106	AMBUJA ROHINI	2011	DRY	2311	2800
<b>AMIC TECHNOCONS LTD.</b>					
107	AMIC-I	1991	DRY	199	350
<b>AMIT SHIP MANAGEMENT LTD.</b>					
108	ARUL	1985	TUG	370	0
109	VST AKASH	1984	TUG	394	0
<b>AMMA LINES LTD.</b>					
110	HANS JAIVIJAY	1980	DRB	11625	16500

Table 1.11 (Contd...)

## List of all vessels registered for Indian trade (As on 31st December,2022)

SI No	Name Of the Ship	Year of Built	Type of Vessel	GT	DWT
(1)	(2)	(3)	(4)	(5)	(6)
<b>AMNS SHIPPING &amp; LOGISTICS P.LTD.</b>					
111	AMNSI STALLION	2012	BC	44265	81666
112	AMNSI MAXIMUS	2012	BC	44265	81666
<b>AMRO MARINE</b>					
113	ORION DHANASREE	1994	TUG	233	79
<b>ANDAMAN &amp; NICOBAR ADMINISTRATION</b>					
114	NANCOWRY	1991	PASS	14176	4963
115	NICOBAR	1991	PASS	14195	4963
116	SENTINEL	1982	PASS	2625	1118
117	CHOWRA	1983	PASS	2625	1524
118	SWARAJ DWEEP	1999	PASS	14239	4650
119	CAMBELLBAY	2010	PASS	8402	1068
120	RANI CHANGA	2009	PGER	429	0
121	RANI LAKSHMI	2008	TUG	429	0
122	WANDOOR	2004	PGER	449	0
123	BAMBOOKA	2008	PGER	449	136
124	NORTH PASSAGE	2008	PGER	449	0
125	DERING M.V.	1992	PGER	1269	476
126	HUT VAY	2004	PGER	449	0
127	DERING	1992	PASS	1269	343
128	M.V. BORATANG	2001	PASS	449	0
<b>ANDAMAN LAKSHADWEEP ADMINISTRATION</b>					
129	KILTAN	2006	TUG	179	0
130	MT ANDAMAN	2016	TUG	492	157
<b>ANDAMAN LAKSHWADEEP HARBOUR WORKS</b>					
131	MT BHEEM	2017	MOTS	469	0
<b>ANGRIYA SEA EAGLE P. LTD.</b>					
132	ANGRIYA	1997	P.V.	6865	1508
<b>ANJAN SHIPPING PVT. LTD.</b>					
133	TIRACOL	1978	TUG	382	112
<b>APEEJAY CHARTER PVT. LTD</b>					
134	SKY DANCER	2005	PGER	39	0
<b>APEEJAY SHIPPING LTD.</b>					
135	APJ AKHIL	1989	DRB	27997	39989
136	APJ SRIDEVI	1977	DRB	35430	64110
137	APJ JAD	2002	DRB	30053	65601

Table 1.11 (Contd...)

## List of all vessels registered for Indian trade (As on 31st December,2022)

SI No	Name Of the Ship	Year of Built	Type of Vessel	GT	DWT
(1)	(2)	(3)	(4)	(5)	(6)
138	APJ SURYAVIR	1990	DRB	38302	82563
139	APJ KAIS	2009	DRB	32957	0
140	APJ MAHADEVA	2000	BC	40523	74677
141	APJ MAHAKALI	1996	BC	36559	32279
142	APJ UMA KISMAT	2001	BC	38835	74107
143	APJ KABIR ANAND	2005	BC	39969	76520
144	APJ ANGAD 2	2004	BC	39727	76602
<b>AQUA NOMAD P. LTD.</b>					
145	NAUTILUS	2018	M.B	20	0
<b>AQUARIS SHIPYARD P. LTD.</b>					
146	ANTARA	2017	P.C	16	0
<b>ARC MARINE PVT LTD</b>					
147	SINDH	1986	PGER	122	20
148	TERNA	1986	PGER	122	20
149	VYAS	1984	OFF	157	66
150	MANAK - 1	1985	OFF	1434	1855
<b>ARC OFFSHORE (I) P.LTD.</b>					
151	CHANDRA NEPTUNE	2007	TUG	296	0
152	M.V. CHANDRA SUN	2006	TUG	363	0
<b>ARCADIA SHIPPING CO. LTD.</b>					
153	NAVDHENU SUN	2001	DRB	27198	48910
154	M.V. NAVDHENU PURNA	2005	DRB	29961	53490
<b>ARDESHIR &amp; CURSETJEE LTD.</b>					
155	UMALIA-VII	1974	TUG	98	0
156	KANCHAN GANGA V	1999	TUG	109	0
<b>ARKAY LOGISTICS LTD.</b>					
157	NAND RAIGADI	1991	DRY	1484	2278
158	ESSAR TUG VI	1992	TUG	225	146
159	ESSAR TUG - IV	1991	TUG	225	145
160	ESSAR TUG - V	1992	TUG	225	146
161	M.V. NAND SAARTHI	2009	TUG	482	0
<b>ARKEY SEA LOGISTICS LTD.</b>					
162	KANCHAN	1993	DRY	1478	0
163	M.V. KOMAL	1992	DRB	1478	0
164	M.V. KANGNA	1992	DRB	1478	0
<b>ARVIND &amp; CO. SHIPPING AGENCIES P.LTD.</b>					

Table 1.11 (Contd...)

## List of all vessels registered for Indian trade (As on 31st December,2022)

SI No	Name Of the Ship	Year of Built	Type of Vessel	GT	DWT
(1)	(2)	(3)	(4)	(5)	(6)
165	ARCADIA MINICA	2022	DPB	646	0
<b>ARYA NAUTICA P. LTD.</b>					
166	DAWN SHIRDI	1994	TANP	21142	31069
<b>ARYA SHIP CHARTERES PVT. LTD</b>					
167	NU-SHI NALINI	2012	CHT	11246	16705
168	DISTYA AKULA	1995	TANC	79979	149834
169	DISTYA AMEYA	1995	TANC	52875	95420
<b>ARYA TANKERS PVT. LTD.</b>					
170	DAWN MANSAROVAR	1999	TANP	22848	35437
171	DAWN MADURAI	1996	TANC	28414	44998
<b>ARYA VOYAGERS PVT. LTD.</b>					
172	DAWN HARIDWAR	1999	TANC	22181	35024
<b>ASIAN MARINE SUPPLIER</b>					
173	IND. ASIAN CHALLENGER	2010	OFF	104	0
<b>ASIANOL SHIPPING LTD.</b>					
174	SHRIMANGAL	2012	BARG	1624	2908
<b>ASM SHIPPING LTD.</b>					
175	AMER ENERGY	1979	TANP	18101	30990
<b>ASSOCIATED MARITIME PVT. LTD.</b>					
176	OCEAN DEVOTEE	1978	TANP	1090	2052
<b>ATLANTIC SHIPPING PVT. LTD</b>					
177	MARIA-R	1974	TANP	2814	3617
<b>ATLAS OFFSHORE SERVICES PVT. LTD.</b>					
178	RAMEY TIDE	1979	OFF	297	1018
<b>AVM MARINE LLP</b>					
179	KB - 4	2016	TUG	107	69
<b>AYSHA SHIPPING COMPANY, A&amp;N ISLANDS</b>					
180	MSV AL HIJAZ	2014	MSV	320	0
<b>B.DEVCHAND &amp; SONS SHIPPING P. LTD</b>					
181	BDS SP-3	2015	GCS	1395	2200
<b>B.G. SHIKRE CONSTRUCTION TECHNOLOGY P. LTD</b>					
182	MAHA TANAYA	2013	BC	45967	83987
183	MAHA YAYA	2013	BC	45999	84108
<b>BABAJI SHIVRAM CLEARING &amp; CARRIERS PVT. LTD.</b>					
184	VX DRISANA 01	2000	OFF	1230	1213
<b>BAKER HUGHES OILFIELD SERVICES INDIA PVT. LTD.</b>					

Table 1.11 (Contd...)

## List of all vessels registered for Indian trade (As on 31st December,2022)

SI No	Name Of the Ship	Year of Built	Type of Vessel	GT	DWT
(1)	(2)	(3)	(4)	(5)	(6)
185	MV VESTFONN	1983	WELL	3753	0
<b>BALLAST HAM DREDGING INDIA PVT LTD.</b>					
186	ANT AREJA	1995	DRED	467	0
<b>BANGAR SHIPPING &amp; LOGISTICS</b>					
187	KINSHIP BANGER	1982	DRY	4317	4497
<b>BAPUS SHIPPING JAMNAGAR PVT. LTD.</b>					
188	TUG JASMIN-1	1977	TUG	113	0
189	ADINATH - 8	1995	TUG	162	0
190	TULIP-1	2000	TUG	125	0
<b>BEDI SHIPPING LTD.</b>					
191	ARCADIA ZARAH	2022	DCB	564	0
<b>BHAMBHANI SHIPPING PVT. LTD.</b>					
192	M.V. HALANI-4	1983	OFF	867	1060
193	HALANI-6	1998	OFF	1971	3115
<b>BHARAT CHEMICAL</b>					
194	BHARAT C 9	1998	TANP	1299	1500
<b>BHARAT HOTEL LTD</b>					
195	BLUE DIAMOND	1996	PGER	37	0
<b>BHARAT MARINES CO. INDIA LTD CHENNAI</b>					
196	BMC GENESIS	2006	DRY	6013	8447
<b>BHARATI MARITIME SERVICES PVT. LTD.</b>					
197	BHARATI - VI	2002	TUG	144	119
198	BHARATI - VII	1994	TUG	782	997
<b>BHOIR SAND &amp; ALLIED INDUS. PVT. LTD.</b>					
199	SHIVALI	2001	TUG	214	0
200	SHIVALI II	1999	TUG	247	0
<b>BLUE OCEAN SEA TRANSPORT LTD</b>					
201	HOPE ISLAND	1999	TANP	396	596
<b>BLUEFIN MARINE INDUSTRIES</b>					
202	NUPUL	1976	TUG	108	0
<b>BOMBAY MARINE ENGG. WORKS LTD.</b>					
203	VIBHAI	1975	DRY	499	700
<b>BOTHRA SHIPPING SERVICES PVT. LTD.</b>					
204	JAL NIDHI	2016	GCS	2527	4500
<b>BSA MARINE SERVICES</b>					
205	HEERA 1	1999	TUG	372	211

Table 1.11 (Contd...)

## List of all vessels registered for Indian trade (As on 31st December,2022)

SI No	Name Of the Ship	Year of Built	Type of Vessel	GT	DWT
(1)	(2)	(3)	(4)	(5)	(6)
<b>BULK TAINER SHIPPING LTD.</b>					
206	ROYAL PISCES(DC)	1992	DRY	3972	4562
207	ANUSHREE FAME	1992	DRY	3972	4562
<b>BW GLOBAL UNITED LPG INDIA P. LTD.</b>					
208	BW BIRCH	2007	LPGT	47386	58123
209	BW ELM	2007	G.C	47386	58136
210	BW CEDAR	2007	G.C	47386	58063
211	BW PINE	2011	LCAR	45812	53028
212	BW OAK	2008	LCAR	47386	58159
213	BW TYR	2008	LCAR	47197	58610
214	BW LORD	2008	G.C	48502	54691
215	BW LOYALTY	2008	LCAR	48456	55057
<b>Balakrishna Saboo, Mr. Rakesh Barai, Mr. Bhupendrasih Jadeja, Mr. Hiren Joshi, Mr. Vijay Narang</b>					
216	M.T. IVY	2008	TUG	336	0
<b>CAN OFF-SHORE PVT. LTD.</b>					
217	TAG SIA	2006	TUG	431	0
218	KANTI	1998	TUG	290	125
219	SOHA III	1994	TUG	109	0
220	SOHA II	1993	TUG	110	0
221	DCI TUG IV	1976	TUG	249	184
222	CANARA PROGRESS	1994	TUG	345	300
223	ENAKSHI	1996	TUG	229	0
224	MALAVIYA TWENTY FOUR	2005	SV	2052	2680
<b>CANARA MOTOR LAUNCH SERVICES</b>					
225	VIJAY	2000	TUG	70	0
<b>CAPSTAN MARINE SERVICES PVT. LTD.</b>					
226	SURYA SHAKTI	2000	TUG	184	163
<b>CASTLE SHIPS PVT. LTD.</b>					
227	HARI KRIPA	1984	TANP	1332	2127
228	CORAL QUEEN	1996	PGER	4839	539
229	HARI LEELA	2000	TANP	29289	45683
230	HARI ARADHANA	1999	TANP	27645	46144
231	HARI ANAND	1999	TANP	28909	45457
232	hari akash	1998	TANP	6415	11553
233	HARIPRAKASH	2004	TANP	29268	46955

Table 1.11 (Contd...)

## List of all vessels registered for Indian trade (As on 31st December,2022)

SI No	Name Of the Ship	Year of Built	Type of Vessel	GT	DWT
(1)	(2)	(3)	(4)	(5)	(6)
<b>CDR ABHILASH TOMY</b>					
234	THURIYA	2017	UTC	16	0
<b>CHAMBAL FERTILIZERS &amp; CHEMICAL</b>					
235	RATNA URVI	1989	TANC	54980	96167
236	RATNA SHRUTI	2008	TANC	57144	105746
<b>CHENNAI PORT TRUST</b>					
237	THANGAM	2003	PTMB	1948	0
238	TUG MATCH LESS	1986	PTMB	286	0
239	TUG NETHAJI	1995	PTMB	379	0
240	TUG BHARATHIAR	2001	PTMB	419	0
241	DREDGER PRIDE	1989	PTMB	619	0
242	TSHD CAUVERY	2004	PTMB	2326	0
243	PALAR	1963	PTMB	190	0
244	PENNAR	1963	PTMB	190	0
245	AMRAVATHI	1968	PTMB	132	0
246	MANI	1976	PTMB	250	0
247	PALANI	1978	PTMB	250	0
248	ORV MARUDHAM	2019	PTMB	88	0
<b>CHOWGULE &amp; COMPANY PVT. LTD.</b>					
249	CHOWGULE 7	2014	DRB	1335	1600
250	CHOWGULE - 8	2014	DRB	1335	1554
251	M.V. CHOWGULE-11	2015	BC	2052	2600
252	CHOWGULE 16	2019	M.B	39	0
<b>CHOWGULE STEAMSHIPS CO. LTD.</b>					
253	MARATHA PRESTIGE	2010	DRB	19785	32080
<b>COAST LINE SERVICES (INDIA) PVT. LTD.</b>					
254	MARATHA CORAL	2000	DRY	2217	3427
255	HOOGLY HARVEST	1974	TANP	493	872
<b>COASTAL MARINE CONSTRUCTION &amp; ENGG. LTD.</b>					
256	HALANI -2	1975	TUG	630	837
257	M.V. COASTAL SURVEYOR	1980	TUG	197	0
258	COASTAL JAGUAR	1983	TUG	722	0
259	COASTAL TRIUMPH	2010	OFF	1291	0
260	MEGHNA M.V.	2008	SV	1706	1753
261	COASTAL COMMANDER	2017	SV	1731	1304
262	COASTAL AABHAR	2020	OSS	1960	1494



Table 1.11 (Contd...)

## List of all vessels registered for Indian trade (As on 31st December,2022)

SI No	Name Of the Ship	Year of Built	Type of Vessel	GT	DWT
(1)	(2)	(3)	(4)	(5)	(6)
<b>COASTAL SEAWAYS (ISLAND) PVT. LTD.</b>					
263	MV COASTAL CRUISE	1995	PGER	255	50
<b>COCHIN PORT TRUST</b>					
264	COCHIN	1983	PTMB	320	0
265	KODUNGALLORE	1983	PTMB	375	0
266	BALAVA N	1995	PTMB	367	0
267	BALI	1998	PTMB	367	0
268	NEHRU SHATABDI	1993	PTMB	2525	2308
<b>COMPASS SHIPPING AGENCY</b>					
269	SAFE CAT	2000	PGER	195	0
<b>CONTINENTAL RADIANCE OFFSHORE LTD</b>					
270	CREST MERCURY ONE	2015	OFF	2301	1650
271	CREST MERCURY TWO	2015	OFF	2301	1716
<b>COUNCIL OF SCIENTIFIC &amp; INDUSTR. RESEARCH</b>					
272	SAGAR SAMPADA	1984	SOFF	2661	800
<b>CPT PROJECTS P.LTD.</b>					
273	ABS AMELIA	2010	OFF	2177	3244
<b>CRAFTWAY ENGINEERS LTD.</b>					
274	OCEAN CREWZER - I	2014	CREW	72	0
275	OCEAN CREWZER - II	2014	CREW	72	0
<b>CREATIVE GAMING SOLUTIONS PVT. LTD.</b>					
276	M.V. SAN DOMINO	1989	PGER	2544	0
<b>CREATIVES MARITIME SERVICES LLP</b>					
277	CREATIVE I	2004	OSS	1592	1624
<b>CROWN MARITIME CO. LTD.</b>					
278	CROWN-I	1975	TUG	264	0
<b>CRYSTAL SHIPPING</b>					
279	BHAGYA EXPRESS	2010	PGER	172	51
<b>D.G.LIGHT HOUSES &amp; LIGHTSHIPS</b>					
280	PARADEEP	1984	SOFF	602	168
281	SAGAR DEEP	1983	SOFF	2755	1568
282	SAGARDEEP-II	2002	SOFF	2466	1347
<b>DAMANIA SHIPPING LTD.</b>					
283	DAMANIA	1994	PGER	481	45
<b>DAMODAR MARINE SERVICE</b>					
284	KANSI NAMRATA	1969	OFF	487	737

Table 1.11 (Contd...)

## List of all vessels registered for Indian trade (As on 31st December,2022)

SI No	Name Of the Ship	Year of Built	Type of Vessel	GT	DWT
(1)	(2)	(3)	(4)	(5)	(6)
<b>DANIEL ENG. WORKS &amp; SHIP REPAIRS</b>					
285	VAILANKANNI	2014	OFF	850	1000
<b>DEENDAYAL PORT TRUST</b>					
286	KRITTIKA	2018	TUG	389	193
287	JYESHTA	2016	TUG	389	192
288	ALOK	2018	MOTO	14	0
289	ATRI	2018	MOTO	14	0
<b>DELMAR OFFSHORE SERVICES P. LTD.</b>					
290	DIPPER	2016	TUG	129	88
291	DELFINA	2016	TUG	129	88
<b>DELTA MARITME &amp; INDUS. SKILL TRNG INST. P. LTD</b>					
292	RAAVI	1981	PGER	119	0
293	SHIVAM	1988	PGER	113	0
294	SAGA	1986	OFF	921	1025
<b>DEPARTMENT OF OCEAN DEVELOPMENT</b>					
295	SAGAR PASCHIMI	1996	SOFF	188	0
296	SAGAR PURVI	1996	SOFF	187	50
297	SAGAR KANYA	1983	SOFF	4207	1555
<b>DEPT. OF ANIMAL HUSBANDRY &amp; DAIRYING</b>					
298	TSD SINDHURAJ	1999	DRED	785	0
<b>DESHPRABHU RESOURCES, GOA</b>					
299	AARYA	2012	MOTO	1320	0
<b>DHARMADI SATYAM &amp; SONS</b>					
300	SRI BALAJI	2017	UTV	97	0
<b>DHARTI DREDGING &amp; INFRA. LTD.</b>					
301	TG DHARTI 1E	2009	TUG	259	281
<b>DIPLOMAT MARINE</b>					
302	MALAVIYA SIX	1981	OFF	1221	1149
<b>DIR. OF PORTS, THIRUANANTHAPURAM</b>					
303	M.T. MALABAR	2015	TUG	157	113
<b>DIR. OF SHIPPING SERVICES, PORT BLAIR</b>					
304	RAJHANS	2003	PGER	124	9
<b>DIRECTOR OF SHIPPING SERVICES, A&amp;N</b>					
305	CHUGLAM	2006	PASS	870	0
306	SHOMPEN	2001	PASS	421	0
307	STRAIT ISLAND	2005	PASS	449	500

**Table 1.11 (Contd...)**

**List of all vessels registered for Indian trade (As on 31st December,2022)**

<b>SI No</b>	<b>Name Of the Ship</b>	<b>Year of Built</b>	<b>Type of Vessel</b>	<b>GT</b>	<b>DWT</b>
<b>(1)</b>	<b>(2)</b>	<b>(3)</b>	<b>(4)</b>	<b>(5)</b>	<b>(6)</b>
308	SINDHU	2021	PSHIP	6828	1091
309	NALANDA	2022	PASS	6829	1091
<b>DIRECTOR TOURISM</b>					
310	RAMANUJAN	1972	PASS	823	163
<b>DIVINE SHIPPING SERVICES</b>					
311	DIVINE 1	2012	GCS	1233	2400
312	DIVINE 2	2011	GCS	1283	2400
<b>DOEHLE DANUATIC (I) PVT. LTD.</b>					
313	MT DAWN MATHURA	1995	TANP	28226	45999
<b>DOLPHIN OFFSHORE LTD.</b>					
314	SCH3	1994	TUG	107	65
315	TIME SKIPPER	2002	TUG	101	0
316	MARINA MERCURY	1997	TUG	152	0
317	PIONER STAR	1993	TUG	118	113
318	BRAHAMAPUTRA DOLPHIN	1976	OFF	1008	491
319	OSV GANGA DOLPHIN	1982	OFF	363	272
320	KAMRUP	1983	SOFF	405	436
<b>DREAM MARINE P. LTD.</b>					
321	COASTAL AMIGO	2009	DRB	1359	2000
<b>DREDGING CORPORATION OF INDIA LTD.</b>					
322	DCI TUG VII	2005	TUG	710	289
323	DREDGE-VI	1975	DRED	3802	0
324	DREDGE-VIII	1977	DRED	8150	11466
325	DREDGE-IX	1984	DRED	5159	6237
326	DREDGE-XI	1986	DRED	5170	0
327	DREDGE-XII	1990	DRED	6355	0
328	DREDGE-XIV	1991	DRED	6355	0
329	DREDGE-VII	1976	DRED	1075	0
330	DREDGE AQUARIUS	1977	DRED	2094	0
331	TUG VI	1979	DRED	562	0
332	DCI DREDGER-XV	1999	DRED	8070	0
333	DCI DREDGER-XVI	2001	DRED	8049	12401
334	DCI DREDGE-XVII	2001	DRED	8049	12401
335	DCI DREDGE - XXI	2014	DRED	6970	8650
336	DCI DREDGE - XIX	2012	DRED	6970	0
337	DCI DREDGE - XX	2013	DRED	6970	8650

Table 1.11 (Contd...)

## List of all vessels registered for Indian trade (As on 31st December,2022)

SI No	Name Of the Ship	Year of Built	Type of Vessel	GT	DWT
(1)	(2)	(3)	(4)	(5)	(6)
338	DCI MULTI CAT-1	2015	UTV	408	278
<b>DUKE OFFSHORE LTD.</b>					
339	DUKE COMMAND	1994	CREW	111	0
<b>DULAM INTERNATIONAL PVT. LTD.</b>					
340	OCEANIC INSTALLER	1984	OSS	3204	2100
<b>E.N. PVT. LTD.</b>					
341	AGANI	2008	TUG	74	0
342	AKASH	2008	TUG	74	0
<b>EASTERN BULK CO.LTD.</b>					
343	PALLAVI C	1985	DRY	2612	3578
<b>EASTERN NAVIGATION PVT. LTD.</b>					
344	DEEP BLUE	2015	TUG	117	0
345	DAWN	2015	UTB	73	0
<b>EASTERN WATERWAYS PVT. LTD.</b>					
346	AQUA PRIDE	2011	UTV	69	23
<b>ELEKTRONIK LAB</b>					
347	KRUPA	2006	MOTS	931	0
<b>ELLON HINENGO LTD.</b>					
348	NICOTRADE	1966	DRY	499	1157
349	JOHN RICHARDSON	1969	DRY	402	745
350	SOLOMON	1973	DRY	300	912
351	EBRAHIM ALI HUSSAIN	1988	DRY	1516	2657
352	BAY ISLAND	1985	DRB	1557	2301
<b>EPSOM SHIPPING (I)PVT LTD.</b>					
353	CELESTIAL	2014	PSV	3467	4141
<b>EROS SEA LOGISTICS PVT. LTD.</b>					
354	PARSHVANATH	2007	BC	5222	8184
355	ADINATH	2007	BC	5222	8184
356	KEDAR NATH	2009	BC	5164	7448
<b>ESSAR BULK TERMINALS LTD</b>					
357	EBT DREDGER	2006	DRED	4382	5236
358	RAKSHAK	2018	TUG	492	293
<b>ESSAR CONSTRUCTION (INDIA) LIMITED</b>					
359	BADGER	1979	TUG	97	136
<b>ESSAR LOGISTICS LTD.</b>					
360	ESSAR TUG VII	1996	TUG	293	149

Table 1.11 (Contd...)

## List of all vessels registered for Indian trade (As on 31st December,2022)

SI No	Name Of the Ship	Year of Built	Type of Vessel	GT	DWT
(1)	(2)	(3)	(4)	(5)	(6)
361	ESSAR TUG VIII	1996	TUG	326	108
362	ESSAR TUG X	1996	TUG	326	94
363	ESSAR TUG XI	1996	TUG	293	152
364	ESSAR TUG - XII	2001	TUG	326	108
<b>ESSAR SHIPPING LTD.</b>					
365	NAND ICHAPUR	1991	DRY	1491	2280
366	NAND KAWAS	1991	DRY	1484	2293
367	NAND APARAJITA	1992	DRY	1478	2274
368	KIRAN	1994	DRY	91651	165289
369	ESSAR TUG - III	1991	TUG	225	145
370	PERSISTENCE	2006	TUG	490	325
371	PERSERVANCE	2007	TUG	592	475
<b>ESSAR STEEL LTD.</b>					
372	ESSAR TUG IX	1996	TUG	293	0
<b>ETERNAL OFFSHORE SERVICES</b>					
373	M V PURNA	1982	CREW	154	0
<b>EVERETT (INDIA) PVT. LTD</b>					
374	DANGARMA	1982	DRY	2305	3388
<b>EVERSUN SPARKLE</b>					
375	EVERSUN-1	1985	TUG	262	78
<b>FARWAY BARGE OPERATIONS P. LTD.</b>					
376	ANUSHREE	1993	DRB	1594	2048
<b>FINOLEX INDUSTRIES LTD.</b>					
377	FINORATNA	1999	TUG	204	144
<b>FIRST OIL &amp; GAS SERVICES P. LTD</b>					
378	FOG-10	2014	OFF	2568	2105
379	FOG 15	2009	OFF	2426	3035
<b>FIVE STAR BULK CARRIERS PVT LTD</b>					
380	MAHA AARTI	2006	DRB	40086	77250
381	MAHA JACQUELINE	1999	DRB	38667	75592
382	MAHA ROOS	2002	DRB	38731	75592
383	M.V. MAHA ANOSHA	2009	DRB	88397	0
<b>FLAGSHIP MARINE INDIA PVT. LTD.</b>					
384	BON VOYAGE	2012	DRB	1250	0
385	KINGDOM	2010	GCS	1233	2000
<b>FLYOCRETE GREEN CONCRETE LLP</b>					

Table 1.11 (Contd...)

## List of all vessels registered for Indian trade (As on 31st December,2022)

SI No	Name Of the Ship	Year of Built	Type of Vessel	GT	DWT
(1)	(2)	(3)	(4)	(5)	(6)
386	PFS PIONEER	1998	DRY	1874	2550
<b>FOMENTO RESOURCES PVT. LTD</b>					
387	MARIA LAURA-1	2011	EP	2148	0
<b>FUGRO SURVEY (I) PVT. LTD.</b>					
388	VANESSA - XI	2010	OFF	494	509
<b>GAL OFFSHORE SHIPPING CO. LTD.</b>					
389	GAL AMER SEA	1975	OFF	640	0
<b>GARUDA CARRIERS &amp; SHIPPING(P) LTD.</b>					
390	GARUDA SHIVAM	2005	DRY	1530	2636
391	ISPAT GAURAV	1998	DRY	1532	2500
392	GARUDA SATYA	2000	DRY	1531	2500
<b>GATI COAST TO COAST</b>					
393	GATI SUVIDHA	1983	DRB	4471	6084
394	GATI ZIPP	1983	DRB	5615	6679
<b>GATI LTD</b>					
395	GATI-1	1984	DRY	3553	4811
396	GATI MAGISTIC M.V.	1995	DRY	7869	10730
<b>GAUTAM FREIGHT LTD.</b>					
397	CAPSTAR-1	1998	TUG	298	405
<b>GENERAL MARINE SERVICES</b>					
398	ANUJA	1993	TUG	252	0
<b>GENESIS PETROCHEMICALS &amp; LOGISTICS P. LTD</b>					
399	GENESIS ALPHA	2006	TANP	1316	1710
400	GENESIS	2022	TANP	1311	0
<b>GEOLOGICAL SURVEY OF INDIA LTD.</b>					
401	SAMUDRA MANTHAN	1985	SOFF	2374	1825
402	SAMUDRA KAUSTUBH	1985	SOFF	284	90
403	SAMUDRA SUDHIKAMA	1985	SOFF	284	90
404	SAMUDRA RATNAKAR	2013	SV	6551	3689
<b>GLOBAL CAMBAYMARINE SERVICE P.LTD.</b>					
405	ACQUA BOAT	2002	TUG	202	0
<b>GLOBAL MARITIME SERVICES</b>					
406	PFS PROSPERITY	1995	DRY	1874	2709
<b>GLOBAL OFFSHORE SERVICES LTD</b>					
407	MANA	2008	OFF	2193	3289
408	EVEREST	2000	SV	1972	3096

Table 1.11 (Contd...)

## List of all vessels registered for Indian trade (As on 31st December,2022)

SI No	Name Of the Ship	Year of Built	Type of Vessel	GT	DWT
(1)	(2)	(3)	(4)	(5)	(6)
409	KAMET	2007	SV	2160	3269
410	POORNA	2008	SV	1678	1363
411	M. V. MAHANANDA	2009	SV	1678	1400
<b>GLORY SHIP MANAGEMENT PVT. LTD.</b>					
412	RAJ SHAKTI	1988	TUG	83	0
413	EVER POWER	1977	TUG	131	0
414	M.T. SIDDHIDHATA	1989	TUG	320	0
415	M.V. MANGALMURTHY	1989	TUG	320	165
416	M.V. SIDDHIPRIYA	1989	TUG	320	165
417	SUPREME VISION	1994	OFF	495	0
418	PFS SUPPLIER	2009	SV	1972	3096
419	SHUBHAPRADA	2006	AHTS	1966	1500
<b>GOA COASTAL RESORTS &amp; RECREATION PVT. LTD.</b>					
420	PRIDE OF GOA	1994	TUG	3546	320
<b>GOA GULF CLUB PVT. LTD.</b>					
421	JAI SOFIA	2011	PGER	2394	0
<b>GODREJ &amp; BOYCE MFG. LTD.</b>					
422	RAIKA	2011	Y	22	4
<b>GOOD EARTH MARITIME LTD.</b>					
423	GOOD LIGHT	1979	DRB	31734	55882
<b>GOVERNMENT OF KERALA</b>					
424	MEENA KERALA	1993	DRED	402	0
<b>GREAT EASTERN SHIPPING CO. LTD.</b>					
425	JAG LALIT	2005	DRB	81396	158344
426	JAG AARATI	2011	DRB	43790	0
427	JAG RISHI	2011	DRB	33036	0
428	M.V. JAG ADITI	2011	DRB	43790	0
429	M.V. JAG ARYA	2011	DRB	43843	0
430	M.V. JAG RANI	2011	DRB	33036	0
431	JAG LAXMI	1999	TANP	58374	105051
432	JAG PAHEL	2004	TANP	27627	46319
433	JAG LOK	2005	TANP	81396	158145
434	JAG PRAKASH	2007	TANP	29909	47848
435	JAG ABHA M.T.	2008	TANP	42403	74808
436	JAG AANCHAL M.T.	2008	TANP	42403	74811
437	M. T. JAG AMISHA	2009	TANP	42403	74889

Table 1.11 (Contd...)

## List of all vessels registered for Indian trade (As on 31st December,2022)

SI No	Name Of the Ship	Year of Built	Type of Vessel	GT	DWT
(1)	(2)	(3)	(4)	(5)	(6)
438	JAG APARNA	2009	TANP	42403	74859
439	JAG PADMA	2005	TANC	28799	47999
440	JAG LAVANYA	2004	TANC	58374	105010
441	JAG PANKHI	2003	TANC	27627	46272
442	JAG PUSHPA	2007	TANC	29909	47848
443	JAG PRERANA	2007	TANC	29909	47848
444	JAG LYALL	2006	TANC	61315	110531
445	JAG PRANAV	2005	TANC	30095	51383
446	JAG PRABHA	2004	TANC	28799	47999
447	MALAVIYA TWENTY NINE	2006	SV	2152	3321
448	JAG AKSHAY	2016	BC	44113	82044
449	JAG AALOK	2016	BC	44113	82022
450	JAG AJAY	2016	BC	44127	82094
451	JAG ANAND	2011	BC	93227	179250
452	JAG ARNAV	2015	BC	43007	81732
453	JAG PRANAM	2014	TANP	28823	48694
454	JAG PUNIT	2016	CHT	29967	49717
455	JAG RADHA	2009	BC	32354	58133
456	JAG LEELA	2011	TANC	57249	105525
457	JAG LEENA	2010	TANC	81427	157672
458	JAG AMAR	2017	BC	44127	82084
459	JAG LAKSHYA	2011	TANC	81427	157642
460	JAG POOJA	2005	TANP	28823	48539
461	JAG ROHAN	2006	BC	30046	52450
462	JAG PAVITRA	2008	TANP	29733	51463
463	JAG LOKESH	2009	TANC	57142	105599
464	JAG VIRAT	2007	G.C	48772	54450
465	JAG VASANT	2006	G.C	48772	54490
466	JAG LARA	2012	TANC	59024	105258
467	JAG VISHNNU	2002	TANC	44673	49996
468	JAG ALAIA	2014	BC	92155	180694
469	JAG VIKRAM	2006	LPGT	23003	26427
470	JAG RAJIV	2013	BC	31751	56103
<b>GREAT OFFSHORE LTD.</b>					
471	MALAVIYA ONE	1983	OFF	869	1073
472	MALAVIYA THREE	1984	OFF	1250	1251



Table 1.11 (Contd...)

## List of all vessels registered for Indian trade (As on 31st December,2022)

SI No	Name Of the Ship	Year of Built	Type of Vessel	GT	DWT
(1)	(2)	(3)	(4)	(5)	(6)
473	MALAVIYA FOUR	1984	OFF	1085	1251
474	MALAVIYA TWO	1983	OFF	870	1084
475	GAL ROSE SEA	1982	TUG	799	520
476	GAL BEAUFORT SEA	1982	TUG	799	520
477	KUMARI TARANI	1997	TUG	290	125
478	BHARATI-S	1981	TUG	591	0
479	MALAVIA SIXTEEN	2002	OFF	2031	3317
480	MALAVIA EIGHTEEN	2002	OFF	2137	3330
481	MALVIYA TWENTY	2004	SV	2151	3316
482	MALAVIYA THIRTY SIX	1987	SV	2589	1804
483	MALAVYIA_THIRTY THREE	1978	SV	6278	7093
<b>GREAT SEA SHIPPING (P) LTD.</b>					
484	GREAT SEA VEMBANAD	2013	CCON	756	1000
<b>GREAT SHIP (INDIA) LTD.</b>					
485	GREATSHIP ANJALI	2007	OFF	1596	2416
486	GREATSHIP RASHI	2011	OFF	3147	0
487	GREATSHIP VIDYA	2012	OFF	3387	0
488	GREATSHIP ROOPA	2012	OFF	3306	3674
489	GREATSHIP RACHNA	2012	OFF	3306	3674
490	GREATSHIP VIMLA	2012	OFF	3556	3310
491	GREATSHIP PRACHI	2015	OFF	3535	4193
492	GREATSHIP DIPTI	2007	SV	2263	3250
493	GREATSHIP AMRITA	2008	SV	1590	1996
494	GREATSHIP DHARTI	2008	SV	2179	3340
495	GREATSHIP DHWANI	2008	SV	2179	3340
496	GREATSHIP ASMI	2009	SV	1830	0
497	GREATSHIP AHALYA	2009	SV	1830	0
498	M. V. GREATSHIP AARTI	2009	SV	1830	0
499	GREATSHIP ADITI	2009	SV	1587	2054
<b>GREAT UNITED ENERGY PVT. LTD.</b>					
500	M.V. ADINATH ONE	1992	SV	2145	0
<b>GREEN OCEAN SEAWAYS LTD.</b>					
501	MV GREEN OCEAN-1	1988	PGER	349	82
502	GREEN OCEAN 2	1996	PGER	259	50
<b>GREENWICH SHIPPING</b>					
503	NAND MAGDALLA	1990	DRY	1484	2287

Table 1.11 (Contd...)

## List of all vessels registered for Indian trade (As on 31st December,2022)

SI No	Name Of the Ship	Year of Built	Type of Vessel	GT	DWT
(1)	(2)	(3)	(4)	(5)	(6)
<b>GU CRUDE CARRIERS PVT. LTD</b>					
504	ADVAITA	2020	CEMC	14655	22701
<b>GUJARAT ADANI PORT</b>					
505	KHUSHBOO	1998	TUG	117	35
506	DOLPHIN NO.4	2004	TUG	355	0
<b>GUJARAT MARITIME BOARD LTD.</b>					
507	GMB - 3	2013	PTMB	437	194
508	GURJARI	2000	PTMB	190	0
509	ALANG	1989	PTMB	103	0
510	JAY SOMNATH	1989	PTMB	103	0
511	RUKMANI	1993	PTMB	284	0
512	BEDI	1984	PTMB	77	0
513	ROZI	1984	PTMB	77	0
514	KUNDLIKA II	1993	PTMB	21	0
515	ASMAVATI	1984	PTMB	232	0
516	GOPNATH	1995	PTMB	284	0
517	SHETRUNJI	1985	PTMB	232	0
518	VASANT	1975	PTMB	47	0
519	JYESTHA	1983	PTMB	66	0
520	PUSHYA	1960	PTMB	37	0
521	NALINI	1944	PTMB	54	0
522	GITANJALI	2000	PTMB	21	0
523	RATNAKAR	2008	PTMB	42	0
524	TUG PIROTAN	2015	PTMB	446	0
<b>HAL OFFSHORE LTD</b>					
525	HAL ANANT	1982	DRY	4703	5825
526	HAL SUPPORTER	1982	OFF	1085	832
<b>HAUERS LINES LTD.</b>					
527	ISLAND PRIDE	1969	DRY	298	957
<b>HEDE FERROMINAS(P) LTD.</b>					
528	FEROMINA HARVEST	1971	OFF	628	750
529	HAPPY SUCCESS	1974	OFF	704	936
<b>HIND OFFSHORE</b>					
530	SEA CONQUEST	1977	DRB	992	1142
531	KENWELL-93	1980	PGER	143	66
532	SUMAI TANGKAS	1980	PGER	152	66

Table 1.11 (Contd...)

## List of all vessels registered for Indian trade (As on 31st December,2022)

SI No	Name Of the Ship	Year of Built	Type of Vessel	GT	DWT
(1)	(2)	(3)	(4)	(5)	(6)
533	SEA VENTURE	1972	OFF	817	677
534	SEA CHEETAH	1983	OFF	1621	1710
535	LADY GRACE	2002	OFF	1992	3055
536	SEA MELODY	1978	SOFF	969	0
537	LADY SANDRA	1998	OFF	2599	2727
<b>HOGER OFFSHORE &amp; MARINE P. LTD.</b>					
538	TAG -13	2013	AHTS	2267	1700
<b>HOLLY OFFSHORE LOGISTICS</b>					
539	KARAN	1984	TUG	223	0
<b>HOTEL LEELA VENTURE LTD</b>					
540	THE LEELA	1991	PGER	722	0
<b>I MARINE INFRATECH (I) PVT. LTD.</b>					
541	SHIVA	1994	TUG	108	98
542	FERRARI	1999	TUG	120	82
543	MV CALPSCO FORTUNE	2009	TUG	472	0
<b>IGOPL OFFSHORE PVT. LTD.</b>					
544	WILCHIEF 1	1984	SV	3700	1909
<b>IMPERIAL CLASSIC SHIPPING LTD.</b>					
545	M.V. KTP - 1	2009	TUG	1359	0
<b>IN MACHINERIES &amp; EQUIPMENTS P. LTD.</b>					
546	ABHINAND	2011	TUG	1255	0
<b>INDIAN OCEAN SHIPPING PVT. LTD.</b>					
547	DAWN KANCHIPURAM	1996	TANP	29141	44885
548	DAWN DWARKA	1998	TANP	21165	33540
<b>INDIAN ROADLINES</b>					
549	SHIVANI	2016	TUG	197	118
<b>INDUS MARINE PVT. LTD</b>					
550	CHENAB	1981	PGER	129	0
<b>INTEGRITY SHIPS PVT. LTD</b>					
551	SANMAR MAJESTRY	1996	TANP	5973	10314
<b>INTERNATIONAL SEAPORT DREDGING PVT LTD.</b>					
552	ANTIGOON	1990	HOD	7905	12948
<b>INTERSEA MARITIME LTD.</b>					
553	INTERSEA VOYAGER	2001	BC	38888	74117
<b>ISPAT INDUSTRIES LTD</b>					
554	ISPAT SAGAR	1981	DRY	1836	2780

Table 1.11 (Contd...)

## List of all vessels registered for Indian trade (As on 31st December,2022)

SI No	Name Of the Ship	Year of Built	Type of Vessel	GT	DWT
(1)	(2)	(3)	(4)	(5)	(6)
555	ISPAT STAR	1976	DRB	15575	26432
<b>ITT LINES PVT. LTD</b>					
556	ITT LEOPARD	2004	DRY	2546	3469
557	ITT PANTHER	1999	OFF	1042	1207
<b>ITT SHIPPING PVT. LTD.</b>					
558	ITT TIGER	1984	DRY	1042	1214
559	ITT JAGUAR	1984	DRY	1557	2298
560	NAZISH	1982	DRY	1510	2160
561	ITT LION	1984	DRY	1042	0
<b>J.D. LOGISTICS</b>					
562	JAYA DURGA- 1	2012	MOTO	77	0
563	LOTUS - I	1999	TUG	79	0
<b>J.M. BAXI HEAVY P.LTD.</b>					
564	AB-2000	2005	TUG	197	177
565	M.V. AB - 3000	2007	TUG	249	133
<b>JADWET TRADING COMPANY</b>					
566	YOLANDA	1971	TANC	40	0
<b>JAISU SHIPPING CO. LTD.</b>					
567	AL-NIMS	1976	TANP	298	508
568	KAMAL XXII	1983	DRY	950	1294
569	BETUL	1982	TUG	376	0
570	KAMAL-XXI	1987	TANP	1575	2300
571	NOORANI SEA HORSE	1970	SOFF	99	99
572	KAMAL XXIII	1981	DRED	3249	4557
573	KAMAL XXIX	1973	DRED	2077	0
574	KAMAL-XXV	1975	DRED	3132	0
575	KAMAL XXXIII	1981	DRED	3348	0
576	KAMAL XXVII	1977	DRED	3548	0
<b>JAWAHARLAL NEHRU PORT TRUST</b>					
577	ELEPHANTA	1989	PTMB	320	0
578	NHAVA	1989	PTMB	320	0
579	SAGAR (PILOT LAUNCH)	1989	PTMB	32	0
580	SHIVAJI	1989	PTMB	320	0
581	SHRUTI	1989	PTMB	32	0
582	SNEHA	1989	PTMB	32	0
583	SURABHI	1997	PTMB	58	0

Table 1.11 (Contd...)

## List of all vessels registered for Indian trade (As on 31st December,2022)

SI No	Name Of the Ship	Year of Built	Type of Vessel	GT	DWT
(1)	(2)	(3)	(4)	(5)	(6)
<b>JAYESH SHIPPING PVT LTD.</b>					
584	HEMANT SAGAR	1973	DRY	483	696
585	RAVENSTURM	1977	TUG	1422	1251
586	GHENT	1976	TUG	1560	1350
587	MENAKA DAN	1989	OFF	69	0
<b>JEVAN DREDGING LTD.</b>					
588	VIVEK	1997	DRED	1316	0
<b>JINDAL ITF LTD.</b>					
589	JYESHTRAJ	2012	MPSV	1354	2100
590	GANESHWAR	2013	BARG	1372	2100
591	NIDHISHWARI	2013	BARG	1373	2100
592	VISHAMBAR	2013	BARG	1372	2100
593	BHAVYA	2013	BARG	1351	2100
594	VAYUPUTRA	2012	BARG	1369	2100
595	DRISHTI	2012	BARG	1327	2100
596	VARUNI	2012	BARG	1368	2100
597	PASHYANTI	2012	BARG	1367	2100
598	DEVSENA	2012	BARG	1350	2100
599	MEDHA	2012	BARG	1352	2100
600	GARUDAWAHANA	2013	BARG	1352	2100
601	SUPREME	2013	BARG	1231	2100
602	NITYA	2013	BARG	1365	2100
603	MAHESHWAR	2012	DRY	1370	2100
604	YUGALRAJ	1993	DRB	37550	70456
<b>JINDAL WATERWAYS LTD.</b>					
605	JINDAL MEENAKSHI	2009	DRY	7460	9106
606	JINDAL KAMAKSHI	2009	DRY	7460	0
607	JINDAL TARA	1995	CCON	5850	7837
608	JINDAL KAMALA	1986	CCON	5847	7330
609	JINDAL MANJULA	1987	CCON	4839	5896
<b>JMD SHIPPING SERVICES</b>					
610	AMETHI - 8	1987	PGER	41	0
<b>JSW JAIGARH PORT LTD.</b>					
611	JSW BHIM	2016	TUG	468	307
612	JSW BAJRANG	2016	TUG	468	307
613	JSW BALRAM	2016	TUG	468	307

Table 1.11 (Contd...)

## List of all vessels registered for Indian trade (As on 31st December,2022)

SI No	Name Of the Ship	Year of Built	Type of Vessel	GT	DWT
(1)	(2)	(3)	(4)	(5)	(6)
614	JSW RAIGAD	2017	DRB	5265	7932
615	JSW LOHAGAD	2020	DRB	5264	7933
616	JSW SINGHGAD	2020	DRY	5264	7933
<b>JSW SHIPPING &amp; LOGISTICS PVT. LTD.</b>					
617	JSW UDAIGAD	2020	DRY	5832	8040
618	JSW VISHALGAD	2020	DRY	5832	8054
619	JSW ARJUNGAD	2020	DRY	5832	8043
620	JSW SURYAGAD	2021	DRY	5834	8044
621	JSW MIHIRGAD	2021	DRY	5858	8034
622	JSW FATEHGAD	2021	DRY	5834	8054
623	JSW ROHETGAD	2021	DRY	5830	8057
624	JSW MALHARGAD	2021	GCS	5857	8002
625	JSW MANDANGAD	2021	DRY	5857	8011
626	JSW RATANGAD	2021	DRY	5833	8059
627	JSW MANIKGAD	2022	DRY	5858	8000
628	JSW DEVGAD	2020	DRY	5833	8082
629	JSW VAJRAGAD	2021	DRY	5833	8057
<b>K LINE (INDIA) SHIPPING PVT. LTD.</b>					
630	GANGA K	2011	BC	33096	58849
<b>K SHIP MGMT &amp; SERVICES</b>					
631	TAG RAJBIR	2010	TUG	432	0
<b>K. RAGHU PATHI RAO (RAGHU)</b>					
632	M. V. SAISRI	2008	TANP	65	0
<b>K.C.MARITIME (I) LTD.</b>					
633	DARYA SHAAN	2009	DRB	16102	27238
<b>K.DESAI &amp; COMPANY</b>					
634	AQUAMARINE	1984	SOFF	181	0
<b>K.G. OFFSHORE SERVICES PVT. LTD.</b>					
635	REENA	2010	OFF	417	0
<b>KANDLA PORT TRUST</b>					
636	MAGH	2014	PTMB	65	0
637	ROHINI	2014	PTMB	65	0
638	NIHARIKA	2006	PTMB	91	0
639	ASHWINI	2006	PTMB	498	244
640	JUMBO	1989	PTMB	293	130
641	SIKANDAR	1992	PTMB	294	130

Table 1.11 (Contd...)

## List of all vessels registered for Indian trade (As on 31st December,2022)

SI No	Name Of the Ship	Year of Built	Type of Vessel	GT	DWT
(1)	(2)	(3)	(4)	(5)	(6)
642	TAPKESHWARI	1983	PTMB	70	29
643	AGNI SHANTI	1992	PTMB	126	0
644	SWATI	2009	PGER	89	0
645	ANURADHA	2009	PGER	89	0
<b>KB SHIPPING &amp; COMPANY</b>					
646	KB 40	2022	DPB	564	0
647	KB 41	2022	DPB	685	0
<b>KEI-RSOS MARITIME LTD.</b>					
648	SEA DIAMOND II	1975	TUG	646	0
649	FOUZ	1974	TUG	102	0
650	SONU	2002	TUG	337	0
651	MAJU-2	1984	TUG	242	0
652	PUANSH	2001	TUG	64	32
653	BASAVRAJ	1982	TUG	272	0
654	VEGA	2002	TUG	299	137
655	BORCOS-114	1993	PGER	119	71
656	COROMONDEL SUPPORTER - 1	1985	OFF	456	268
657	CORROMONDAL SUPPORTER - VII	1986	OFF	469	442
658	COROMONDAL SUPPORTER - IV	1983	OFF	404	321
659	COROMONDEL SUPPORTER-III	2007	OFF	981	1274
660	COROMONDEL SUPPORTER-VIII	1986	OFF	469	609
661	GODAVARI DOLPHIN	1981	SV	1206	1244
662	M.V. RIGAL	2011	MOTO	37	0
<b>KHATTAR MARINE SERVICES P. LTD.</b>					
663	REL TUG NINE	1985	TUG	330	216
<b>KHATTAR MARINE SERVICES PVT. LTD.</b>					
664	REL TUG TEN	1982	TUG	342	105
665	MEKAN	1988	TUG	293	130
<b>KIN-SHIP SERVICES PVT. LTD.</b>					
666	KINSHIP PROSPERITY	1982	DRB	4317	4499
<b>KMEW OFFSHORE PVT. LTD.</b>					
667	RIVER PEARL 1	2017	MOTO	113	15
<b>KNK SHIP MANAGEMENT</b>					
668	DOLPHIN NO. 5	2005	TUG	390	0
669	KNK DISHA	2016	TUG	499	226
670	KNK ASHIMA	2018	TUG	488	275

Table 1.11 (Contd...)

## List of all vessels registered for Indian trade (As on 31st December,2022)

SI No	Name Of the Ship	Year of Built	Type of Vessel	GT	DWT
(1)	(2)	(3)	(4)	(5)	(6)
671	KNK JYOTI	2017	TUG	567	425
672	KNK NAYRA	2016	TUG	499	214
<b>KOLKATTA PORT TRUST</b>					
673	TAMRALIPTA	2000	PTMB	462	145
674	RANI SIROMANI	2000	PTMB	462	144
675	PARSHURAM	1990	PTMB	550	206
676	ICHAMATI	1999	PTMB	150	19
677	KANGSABATI	1999	PTMB	150	19
678	RUPSA	1997	PTMB	105	11
679	HUGLI	1999	PTMB	105	11
680	MAHAGANGA	1978	PTMB	9123	8731
681	RABINDRA	2000	PTMB	1433	813
682	SAGAR (PILOT VESSEL)	1964	PTMB	1992	882
683	ANUSANDHANI	1963	PTMB	671	303
684	SAROJINI	2001	PTMB	1126	458
<b>KONDO SYOKAI LEISURE INDIA PVT</b>					
685	ROSA	2004	PASS	21	6
<b>KRISHNA MARITECH</b>					
686	KINSHIP LUCKY	1986	DRB	3133	4354
<b>KSINC</b>					
687	KERALAM	2014	MOTO	135	0
<b>KSINC LTD.</b>					
688	NEFERTITI	2018	MOTS	1119	0
<b>L &amp; T SAPURA SHIPPING PVT. LTD.</b>					
689	LTS-3000	2010	SV	30628	0
<b>LAKSHADWEEP DEVELOPMENT CORPN. LTD.</b>					
690	MV KODITHALA	2013	BARG	498	164
691	ELIKALPENI	2012	ECAR	466	223
<b>LAKSHADWEEP HARBOUR WORKS</b>					
692	BHARAT	1983	TUG	75	0
<b>LEWEK ALTER SHIPPING</b>					
693	LEWEK ALTER	2007	OFF	3601	0
694	PSV LEWEK ALTAR	2006	OFF	2615	0
<b>LIBRUS ENERGY &amp; INFRA. P.LTD.</b>					
695	TAURUS 24	2007	OFF	1808	1505
<b>LILY MARITIME LTD.</b>					



Table 1.11 (Contd...)

## List of all vessels registered for Indian trade (As on 31st December,2022)

SI No	Name Of the Ship	Year of Built	Type of Vessel	GT	DWT
(1)	(2)	(3)	(4)	(5)	(6)
696	SUDARSHAN	1991	OSS	2411	2286
697	ASL OSPREY	2012	OFF	1714	1378
698	VARSHNE	2004	OFF	1677	1511
<b>LMCS MARITIME PVT. LTD.</b>					
699	CHAFA	2001	TANC	78845	150709
<b>M PALLONJI &amp; CO. Pvt. Ltd.</b>					
700	MP WORKBOAT I	2001	OSS	2838	2611
<b>M. GANGADHAR RAO</b>					
701	M. V. HEAVENS	2008	TANP	36	0
<b>M. PALLONJI LOGISTICS PVT. LTD.</b>					
702	MPB - III	2006	BARG	1601	2550
703	MP AHTS 1	2005	TUG	2310	2396
<b>M. PALLONJI SHIPPING PVT. LTD.</b>					
704	MPB -12	2013	BARG	1926	3150
705	MP PANAMAX 5	2000	DRB	38633	73625
706	MP MR TANKER 3	2010	TANP	28813	47962
<b>M.P. RECYCLING CO. PVT. LTD.</b>					
707	EAGLE MEERUT	1994	TANP	20378	29990
<b>MAHESH ENTER.&amp; INFRA INDIA P. LTD.</b>					
708	M.E. QUEEN	2007	CREW	18	0
<b>MAHESH SHIPPING &amp; TRAVELS P. LTD.</b>					
709	CHINNATHAMBI	2021	MOTS	250	270
<b>MAHI MARINE PVT. LTD.</b>					
710	SM KAVERI	2003	CCON	30024	35971
711	SM MAHI	2002	CS	30047	35766
712	SM NEYYAR	2006	CS	40952	55483
713	SM MANALI	2005	CS	35581	44135
<b>MAK LOGISTICS PVT. LTD.</b>					
714	BHORUKA PRABHU	1978	DRY	955	1229
715	TARA KIRAN	1976	DRY	539	710
716	MAANAV STAR	1981	DRB	1175	2099
717	M.V. MAKRUZZ	2002	PGER	445	0
718	MAKRUZZ GOLD	1996	PGER	475	162
719	MAKRUZZ PEARL	1998	PHSC	449	0
<b>MANNA SHIPPING &amp; LOGISTICS P.LTD.</b>					
720	ALBATROSS 5	2002	AHTS	1864	2117

Table 1.11 (Contd...)

## List of all vessels registered for Indian trade (As on 31st December,2022)

SI No	Name Of the Ship	Year of Built	Type of Vessel	GT	DWT
(1)	(2)	(3)	(4)	(5)	(6)
<b>MARIA OFFSHORE INTERNATIONAL LLP</b>					
721	MARIA	2007	OFF	1079	880
<b>MARINE BLUE SHIPPING</b>					
722	SHREE KRISHNA XV	2010	TANP	708	0
<b>MARINE INFRASTRUCTURE LTD.</b>					
723	MARIA LAURA	2011	FC	2148	0
<b>MAT MARINE SERVICES P. LTD.</b>					
724	SRI RANJANA	2015	MOT	91	55
725	MAT JAGUAR	2008	UTV	238	100
726	MAT FALCON	2007	UTV	238	100
727	MAT MERCURY	2004	UTV	219	103
728	MAT VENUS	2014	UTV	215	68
729	MAT MARS	2014	UTV	215	68
730	LOTUS 1	1999	TUG	79	22
731	MAT SWIFT	2005	UTV	180	75
732	MAT URANUS 1	2004	UTV	219	74
733	MAT NEPTUNE	1992	TUG	181	121
<b>MEENAKSHI FISHING &amp; TRADING CO.</b>					
734	ALL CARGO SUSHEELA	2001	DRB	6209	0
<b>MERCATOR LINES LTD.</b>					
735	MT HANSA PREM	2001	TANP	23680	36032
736	PREM PURVA	1994	DRB	36708	69286
737	PUNITA	1984	TANP	29485	51287
738	SISOLI	1980	TANP	51095	89922
739	SADANAND	1986	TANP	52862	94752
740	DEVSI	1985	TANP	52629	94706
741	PREMVATI	1986	TANP	56613	100366
742	PREM MALA	2000	TANP	28522	47044
743	PREM PRIDE	1999	TANP	61764	109610
744	HARSHA	1979	TANP	5450	9054
745	VEDIKA PREM	1993	TANP	25644	42253
746	PREM DIVYA	1998	TANC	57950	109227
747	HARSHA PREM	1993	TANC	25644	34999
748	OMBATI PREM	1994	TANC	53383	90607
749	BANWARI PREM	2006	DRED	7277	0
750	DARSHANI PREM	2006	DRED	4992	7149

Table 1.11 (Contd...)

## List of all vessels registered for Indian trade (As on 31st December,2022)

SI No	Name Of the Ship	Year of Built	Type of Vessel	GT	DWT
(1)	(2)	(3)	(4)	(5)	(6)
751	TRIDEVI PREM	2006	DRED	4992	0
752	OMKARA PREM	2006	DRED	4607	0
753	BHAGVATI PREM	2007	DRED	7256	9965
754	VEERA PREM	1970	DRED	9640	16385
755	VRINDA	1997	BC	36698	71034
<b>MIDAS TANKERS P. LTD.</b>					
756	DISTYA PUSHTY	1998	CHT	21165	33540
<b>MINISTRY OF EARTH SCIENCES</b>					
757	SAGAR TARA	2019	RS	497	144
758	SAGAR ANVESHKA	2020	RS	496	182
<b>MODEST INFRASTRUCTURE LTD.</b>					
759	SAGAR SAMRAJ	2014	SV	1226	0
<b>MODEST OFFSHORE SERVICES LTD.</b>					
760	IFK-1	1977	TUG	66	0
<b>MOHAMMED REFIQUE, A&amp;N ISLANDS</b>					
761	MSV FAIZANE AL NOORANI	1995	MSV	342	0
<b>MORMUGAO PORT TRUST</b>					
762	ANJUNA	1986	PTMB	186	0
763	SURVEY II	1998	PTMB	44	0
<b>MP OFFSHORE PVT. LTD</b>					
764	MALAVIYA THIRTY	2006	SV	2152	3321
765	PRINCE 2	2006	UTC	90	0
<b>MR. JEETENDRA RAMAWADHI MISRA</b>					
766	TAG SHIV	2006	TUG	431	0
<b>MR. JEETENDRA RAMAWADHI MISRA &amp; MR. KAMALAPRASAD</b>					
767	AJAY	2000	PTMB	446	0
768	ANANT	2000	PTMB	446	0
<b>MRS. ISHRAT JAHAN W/O MR. RIAZ KHAN</b>					
769	M.S.V. JESUS	1993	OFF	140	15
<b>MUMBAI PORT TRUST</b>					
770	SHANSHODHINEE	1998	PTMB	40	0
771	PALLAVI	1995	PTMB	43	0
772	PAYAL	1995	PTMB	43	0
<b>MUNDRA PORT AND SPECIAL ECONOMIC ZONE LTD</b>					
773	DOLPHIN NO. 11	2009	TUG	671	210
774	SHANTISAGAR	2008	DRED	4977	1087

**Table 1.11 (Contd...)**

**List of all vessels registered for Indian trade (As on 31st December,2022)**

<b>SI No</b>	<b>Name Of the Ship</b>	<b>Year of Built</b>	<b>Type of Vessel</b>	<b>GT</b>	<b>DWT</b>
<b>(1)</b>	<b>(2)</b>	<b>(3)</b>	<b>(4)</b>	<b>(5)</b>	<b>(6)</b>
<b>MUSTAN TAHDERBHAI KHANBHAI</b>					
775	DR. NAGENDRA SINGH	1985	OFF	1310	1817
<b>Mathew Meenathethil George</b>					
776	LARA	1985	OFF	322	500
<b>Mr. Bipin Kumar Singh, Mr. Dhruvin manish Shah, Mr. Anil Kumar, Mr. Jainil Rajesh Shah</b>					
777	RESCO-1	1997	TUG	91	0
<b>N.M. ENTERPRISES</b>					
778	COAST EMERALD	2008	PGER	51	0
<b>N.S. GUZDER &amp; COMPANY LTD.</b>					
779	AHALYA	1972	TUG	498	0
<b>NATIONAL INSTITUTE OF OCEAN TECHNOLOGY</b>					
780	SAGAR MANJUSHA	2006	SV	1065	407
781	SAGAR NIDHI	2007	SOFF	4862	0
782	SINDHU SADHANA	2013	SV	4154	1200
<b>NATIONAL INSTITUTE OF OCEANOGRAPHY</b>					
783	SINDHU SANKALP	1989	SOFF	709	297
<b>NATWAR PAREKH INDUSTRIES</b>					
784	GOPI	1983	RORO	956	1386
<b>NAUTEX MARITIME PVT. LTD</b>					
785	SAN TIAGO	2015	TUG	174	0
<b>NAVAYUGA ENGINEERING CO. LTD</b>					
786	NAVAYUGA-1	2007	DRED	6520	8476
787	NAVAYUGA-2	2008	DRED	4607	6318
788	NAVAYUGA 6	2008	DRED	6190	8064
<b>NAVYA SHIPPING SERVICES LTD</b>					
789	M.V. ACE SPIRIT	1997	DRY	1986	3500
790	COASTAL PRIDE	1994	DRY	1594	2053
<b>NETINCON LOGISTICS PVT. LTD</b>					
791	MOHUN BAGAN-5	2015	OFF	2419	0
792	MOHUN BAGAN -6	2016	MOTS	2527	4500
793	MOHUN BAGAN 7	2017	GCS	2808	5100
794	MOHUN BAGAN 10	2018	GCS	2803	5100
<b>NEW ERA SHIPPING LTD. GOA</b>					
795	HARMEEZ	1998	DRY	1593	2137
796	KINSHIP MODESTY	1998	DRB	1593	2183

Table 1.11 (Contd...)

## List of all vessels registered for Indian trade (As on 31st December,2022)

SI No	Name Of the Ship	Year of Built	Type of Vessel	GT	DWT
(1)	(2)	(3)	(4)	(5)	(6)
<b>NEW MANGALORE PORT TRUST</b>					
797	SWARNA	1998	PTMB	374	147
798	KABINI	1999	PTMB	487	190
799	ISWARI	2009	PTMB	359	0
<b>NIKHIL KUMAR DHALI</b>					
800	SAGAR SANDESH	1997	OFF	189	0
<b>NSS SHIPPING PVT. LTD.</b>					
801	RADHA KRISHNA - III	1997	BARG	1694	2918
802	RADHA KRISHNA - II	1996	BARG	1691	2961
<b>OCEAN DIVING CENTRE LTD</b>					
803	MISTER NELSON	1975	TUG	380	593
<b>OCEAN SPARKLE LTD.</b>					
804	OCEAN CLASSIC	2008	TUG	279	75
805	OCEAN CREST	1983	TUG	476	328
806	OCEAN NAVIGATOR	2004	TUG	398	181
807	OCEAN VALOUR	2002	TUG	365	0
808	OCEAN SYMPHONY	2006	TUG	362	0
809	OCEAN GLORY	1981	TUG	299	0
810	OCEAN CHALLENGER	1972	TUG	104	0
811	OCEAN HERCULES	1972	TUG	104	0
812	OCEAN EMERALD	2005	TUG	316	0
813	OCEAN SPLENDOUR	1981	TUG	252	95
814	OCEAN ENVY	2005	TUG	358	91
815	OCEAN GALLANT	1996	TUG	375	99
816	SEALION APEX	2003	TUG	298	185
817	SEALION SENTINEL	2001	TUG	286	196
818	SEALION STERLING	2001	TUG	286	196
819	SVITZER SURAT	2003	TUG	451	0
820	OCEAN DELIGHT	1994	TUG	318	0
821	OCEAN PRESTIGE	2003	TUG	389	123
822	OCEAN SUPREME	2006	TUG	366	146
823	OCEAN QUEST	2002	TUG	424	190
824	OCEAN MISTIQUE	1983	TUG	115	0
825	OCEAN MONARCH	2007	TUG	366	146
826	OCEAN COURAGE	1997	TUG	434	49
827	OCEAN SPIRIT	2007	TUG	376	171

**Table 1.11 (Contd...)****List of all vessels registered for Indian trade (As on 31st December,2022)**

<b>Sl No</b>	<b>Name Of the Ship</b>	<b>Year of Built</b>	<b>Type of Vessel</b>	<b>GT</b>	<b>DWT</b>
<b>(1)</b>	<b>(2)</b>	<b>(3)</b>	<b>(4)</b>	<b>(5)</b>	<b>(6)</b>
828	OCEAN REGAL	2002	TUG	288	70
829	OCEAN ALIANCE	1996	TUG	315	147
830	OCEAN NECTAR	2001	TUG	261	0
831	OCEAN MARVEL	2002	TUG	178	70
832	OCEAN MIGHTY	1996	TUG	375	99
833	OCEAN FAME	2007	TUG	337	175
834	OCEAN LAUREL	1999	TUG	301	0
835	OCEAN MELODY	1996	TUG	225	0
836	OCEAN ELEGANCE	2006	TUG	337	0
837	OCEAN CROWN	2004	TUG	393	0
838	OCEAN ICON	2010	TUG	295	0
839	M.V. OCEAN TIARA	1993	TUG	275	0
840	OCEAN HARMONY	2008	TUG	472	0
841	OCEAN THUNDER	2012	TUG	472	0
842	OCEAN JOY	1997	TUG	292	80
843	OCEAN ENDURANCE	2012	TUG	295	0
844	OCEAN BRAVE	2007	TUG	395	0
845	OCEAN EMPIRE	2012	TUG	468	287
846	OCEAN BREEZE	2009	TUG	396	194
847	OCEAN DESIRE	1994	TUG	353	0
848	OCEAN LIBERTY	2014	TUG	370	0
849	OCEAN ZEAL	2004	TUG	451	500
850	OCEAN PROGRESS	2016	TUG	368	166
851	SEALION ADMIRAL	2011	TUG	472	0
852	OSL TRIUMP	2002	OFF	2137	3264
853	OCEAN ACCLAIM	1993	PASS	34	0
854	OSL SENTINEL	2015	PSV	3535	0
855	OCEAN FAITH	2016	TUG	492	269
856	OCEAN STAR	2017	TUG	471	207
857	OCEAN SUCCESS	2017	TUG	471	199
858	OCEAN FREEDOM	2017	TUG	492	278
859	OCEAN DIVINE	2018	TUG	499	339
860	OCEAN ESTEEM	2019	TUG	488	252
861	OCEAN PROMISE	2009	TUG	493	268
862	OCEAN SWAN 1	2019	TUG	493	292
863	OCEAN SWAN 2	2019	TUG	493	292

Table 1.11 (Contd...)

## List of all vessels registered for Indian trade (As on 31st December,2022)

SI No	Name Of the Ship	Year of Built	Type of Vessel	GT	DWT
(1)	(2)	(3)	(4)	(5)	(6)
864	OCEAN DIGNITY	2019	TUG	476	577
865	OCEAN POISE	2019	TUG	471	217
866	OCEAN PRIDE	2019	TUG	471	215
867	OCEAN VICTOR	2019	TUG	467	188
868	OCEAN SWAN 3	2020	TUG	493	262
869	OCEAN SWAN 4	2020	TUG	493	264
870	OCEAN LEAGEND	2017	TUG	498	243
871	OCEAN MAJESTI	2021	TUG	474	218
872	OCEANRADIANCE	2022	TUG	382	186
<b>OCEANDEEP ENERGIES P.LTD.</b>					
873	OSL GLORY	2014	OFF	3583	3878
<b>OIL &amp; NATURAL GAS COMM. LTD.</b>					
874	SINDHU-07	1985	OFF	1302	1821
875	SAMUDRIKA-10	1986	OFF	952	1150
876	SAMUDRA NIDHI (MSV)	1985	SOFF	2995	2189
877	SAMUDRA SARVEKSHAK	1986	SOFF	3444	552
878	SAMUDRA SANCHANI (RESEARCH)	1986	SOFF	1500	2145
879	SAGAR VIJAY(D/S)	1985	SOFF	11104	3331
880	SAMUDRA SURAKSHA	1982	SOFF	5473	7115
881	SAGAR BHUSHAN	1987	SOFF	11103	3331
882	SAGARIKA-IV	1983	SOFF	4207	1096
883	SAMUDRA SEVAK	1988	SOFF	5455	6710
884	SINDHU-12	1985	OFF	1302	1452
885	B.S. NEGI	2014	OFF	1831	1817
886	P.R. NAYAK	2013	OFF	1831	1835
887	N.B. PRASAD	2014	OFF	1831	2500
888	L.J. JOHNSON	2013	OFF	1831	1828
889	P.T. VENUGOPAL	2015	OFF	1831	2500
890	COLONEL S.P. WAHI	2016	OFF	1831	2500
<b>ORIENT EXPRESS SHIP MANAGEMENT</b>					
891	SSL GUJRAT	1997	CCON	18602	24365
892	ORIENT VICTORY	1989	RORO	6942	9944
<b>ORION AGENCIES LTD.</b>					
893	NIRMITI	1999	DRY	1188	1856
894	PERIDOT	1992	TUG	73	0
<b>ORION MARITIME PVT. LTD.</b>					

Table 1.11 (Contd...)

## List of all vessels registered for Indian trade (As on 31st December,2022)

SI No	Name Of the Ship	Year of Built	Type of Vessel	GT	DWT
(1)	(2)	(3)	(4)	(5)	(6)
895	M.T. AURA	2013	TUG	299	267
896	M.T. ATHENA	2013	TUG	299	266
<b>ORION OFFSHORE SERVICES PVT LTD.</b>					
897	M.V. ORION LAXMI	2011	SV	487	464
898	ORION PUSHTI	2022	TUG	124	49
<b>P. SURYA RAO</b>					
899	M.T. SURYA	2002	TUG	59	0
<b>PADMANABHA SHIPPING P.LTD.</b>					
900	GURU KRIPA	1997	DRB	1592	2183
901	GURU PRASAD	1997	DRB	1592	2169
<b>PARADIGM MARINE &amp; TECHNICAL SERVICES PVT. LTD.</b>					
902	PARASEA TWO	1997	TUG	199	157
<b>PARADIP PORT TRUST</b>					
903	TARINI	2011	PTMB	284	691
<b>PARKKOT MARITIME AGENCIES</b>					
904	BHASKAR	2007	EP	1095	0
905	BHASKAR - II	2010	EP	1095	0
<b>PCL SHIPPING PVT. LTD</b>					
906	DECCAN PRIDE	2005	BC	38877	75477
<b>PEARL SHIPS LTD.</b>					
907	PEARL GRACE	1982	DRB	23797	39316
<b>PFS SHIPPING INDIA LTD.</b>					
908	PFS VAMANA	1986	DRB	41671	84700
909	PFS NARAYANA	1983	DRB	28330	47442
<b>PIDILITE IND. LTD.</b>					
910	SEA MARK	2004	SV	45	14
<b>PILLONJI LOGISTICS LTD.</b>					
911	MPB - 1	2006	BARG	1601	2550
912	MPB - 6	2006	BARG	1601	2550
913	MPB - 5	2006	BARG	1284	2140
914	MPB - IV	2006	BARG	1601	2550
915	MPB - II	2006	BARG	1601	2550
916	MPB - 7	2011	BARG	1923	3000
917	MPB - 8	2011	BARG	1923	3000
918	MPB - 9	2012	BARG	1128	17501
919	MPB - 10	2012	BARG	1128	17501



Table 1.11 (Contd...)

## List of all vessels registered for Indian trade (As on 31st December,2022)

SI No	Name Of the Ship	Year of Built	Type of Vessel	GT	DWT
(1)	(2)	(3)	(4)	(5)	(6)
920	MBP 11	2013	BARG	1926	3150
<b>POLESTAR MARITIME LTD.</b>					
921	JASMINE STAR	2014	TUG	376	145
922	ORCHID	1994	TUG	110	0
923	BLUE BELL	2004	TUG	194	0
924	HAZAL	2007	TUG	200	203
925	PARIJAT MT	2007	TUG	166	150
926	IRIS	2005	TUG	179	0
927	MT LILAC	2009	TUG	448	0
928	ORCHID STAR	2012	TUG	468	288
929	ASTER STAR	2015	TUG	195	0
930	LOTUS STAR	2017	TUG	493	320
931	COSMOS STAR	2017	TUG	473	267
932	DAISY STAR	2016	TUG	493	317
933	PALASH STAR	2016	TUG	494	328
934	Gulmohar Star	2018	TUG	488	277
935	Rose Star	2018	TUG	488	277
936	SUNFLOWER STAR	2019	TUG	496	267
<b>POOMPUHAR SHIPPING COPN. LTD.</b>					
937	TAMIL ANNA	1985	DRB	27986	39985
938	TAMIL PERIYAR	1986	DRB	27999	39990
<b>PRAGATI MARINE SERVICES PVT. LTD.</b>					
939	MANGALAM	1994	DRY	1874	2873
940	SEA HUNTER	2009	TUG	476	202
941	AORAKI	2008	TUG	333	146
<b>PRANIK SHIPPING &amp; SERVICES LTD.</b>					
942	PRANIK PRAVESH	1997	DRY	1874	2849
<b>PRATIBHA SHIPPING LTD.</b>					
943	PRATIBHA CAUVERY	1981	TANP	16949	29810
944	PRATIBHA NEERA	1986	TANP	30565	28610
945	PRATIBHA KOYNA	1992	TANP	28223	47071
946	PRATIBHA NARMADA	1982	TANC	36865	62094
947	PRATIBHA INDRAYANI	1983	TANC	19245	32042
948	PRATIBHA CHANDRABHAGA	1983	TANC	22126	35225
949	PRATIBHA TAPI	1987	TANC	23926	40156
950	PRATIBHA WARNA	1988	TANC	23926	40141

Table 1.11 (Contd...)

## List of all vessels registered for Indian trade (As on 31st December,2022)

SI No	Name Of the Ship	Year of Built	Type of Vessel	GT	DWT
(1)	(2)	(3)	(4)	(5)	(6)
951	PRATIBHA BHEEMA	1991	TANC	79718	154971
<b>PREMIUM JET SERVICES P. LTD.</b>					
952	MALAVIYA TEN	1999	OFF	2100	2542
<b>PRINCE MARINE TRANSPORT SERVICES</b>					
953	MIGHTY	1986	TUG	288	0
954	TUG PAMBA	1970	TUG	108	0
955	TUG RAJA	2000	TUG	329	0
956	SHAKTAN	1968	TUG	273	0
957	VIVA	1975	OFF	999	0
958	A-ONE	2008	OFF	497	646
959	ZOYA	1975	OFF	775	0
960	HIRA	1983	OFF	867	0
961	A-THREE	2012	OFF	496	526
962	PRINCE 1	2017	UTC	90	0
963	THERA	2006	TUG	2014	1500
<b>PRIYABLU SHIPPING P. LTD.</b>					
964	PRIYA TWENTY FIVE	2006	OFF	2072	2940
965	PRIYA TWENTY SEVEN	2006	OFF	2072	2370
966	PRIYA TWENTY THREE	2007	OFF	2072	1890
<b>PROSPECTS SHIPPING PVT LTD.</b>					
967	PROSPECTS	1979	DRB	14441	17550
<b>QK MARINE SERVICES PVT. LTD.</b>					
968	VIHAAN	2015	TUG	470	284
969	PRABHAT SHOBHA	2017	TUG	368	154
<b>R. M. SHIPPING PVT. LTD.</b>					
970	SEA HAWK - 2	2008	PGER	24	5
971	SEA HAWK - 3	2008	PGER	24	5
972	SEA HAWK- 9	2008	PGER	24	5
973	SEA HAWK - 1	2008	PGER	51	0
974	SEA HAWK - 5	2009	PGER	25	0
975	SEA HAWK - 6	2009	PGER	25	0
976	SEA HAWK - 7	2009	PGER	25	0
977	SEA - HAWK - 8	2009	PGER	25	5
<b>RADIANT SHIPPING LTD.</b>					
978	RADIANT RIGEL	1981	DRB	23652	40507
979	RADIANT VEGA	1983	DRB	21968	37497

**Table 1.11 (Contd...)**

**List of all vessels registered for Indian trade (As on 31st December,2022)**

<b>SI No</b>	<b>Name Of the Ship</b>	<b>Year of Built</b>	<b>Type of Vessel</b>	<b>GT</b>	<b>DWT</b>
<b>(1)</b>	<b>(2)</b>	<b>(3)</b>	<b>(4)</b>	<b>(5)</b>	<b>(6)</b>
980	RADIANT POLARIS	1982	DRB	23308	36205
981	RADIANT CONOPUS	1979	DRB	21623	35157
<b>RAJ SHIPPING AGENCIES LTD.</b>					
982	OFFSHORE RUNNER	2008	OFF	469	650
983	ANWESHAK	1974	SOFF	715	915
984	TUG ATUL	1966	TUG	284	0
985	OFFSHORE SUPPLIER	1974	OFF	708	696
986	OFFSHORE DEFENDER	1979	OFF	1112	1050
987	OFFSHORE HUNTER	1983	OFF	815	1108
988	OFFSHORE SUPPORTER	2002	OFF	1233	1255
989	OFFSHORE RANGER	1999	OFF	1734	2230
990	DANSTAR (CREW BOAT)	1975	PASS	83	0
991	OFFSHORE ENERGY	1999	SV	2656	2805
992	OFFSHORE ADVENTURE	2004	SV	2161	3262
993	OFFSHORE MONARCH	2003	OFF	1992	3115
994	OFFSHORE WARRIOR	2005	OFF	2569	2329
<b>RAJMAHENDRI OIL FIELD SERVICES P LTD.</b>					
995	NOOR	1999	TUG	109	0
996	JOSH	1997	TUG	74	0
<b>RAREFIELD SHIPPING PVT. LTD.</b>					
997	RUSSEL RANI	1995	CCON	7662	0
<b>REACON ENGINEERS(INDIA) PVT. LTD.</b>					
998	ROSANNA	1969	DRY	399	1060
999	GULMA	1971	DRY	147	337
1000	AGNI	1976	DRY	299	893
<b>RELIANCE INDUSTRIES LTD.</b>					
1001	ANJALI	2008	PGER	126	94
1002	REL GAS VIKRAM	1990	ECAR	2657	1302
1003	REL GAS NAYANTARA	1991	ECAR	3035	2628
1004	REL GAS ESHTA	1991	ECAR	3035	2628
1005	REL TUG SEVEN	1999	TUG	465	252
1006	RELTUG ONE	1992	TUG	150	72
1007	RELTUG TWO	1992	TUG	150	72
1008	REL TUG III	1995	TUG	420	238
1009	REL. TUG IV	1995	TUG	420	238
1010	REL TUG V	1982	TUG	121	106

**Table 1.11 (Contd...)**

**List of all vessels registered for Indian trade (As on 31st December,2022)**

<b>SI No</b>	<b>Name Of the Ship</b>	<b>Year of Built</b>	<b>Type of Vessel</b>	<b>GT</b>	<b>DWT</b>
<b>(1)</b>	<b>(2)</b>	<b>(3)</b>	<b>(4)</b>	<b>(5)</b>	<b>(6)</b>
1011	RELTUG TWELVE	2005	TUG	290	0
1012	REL TUG EIGHT	1981	TUG	252	123
1013	REL TUG SIX	1999	TUG	465	252
1014	RELTUG SEVENTEEN	2015	TUG	368	211
1015	REL.TUG ELEVEN	2003	TUG	296	0
1016	REL TUG FOURTEEN	2008	TUG	466	287
1017	RELTUG SIXTEEN	2008	TUG	466	231
1018	RELTUG FIFTEEN	2008	TUG	466	288
1019	APSARA	2008	PGER	126	94
1020	POONAM	2001	PGER	79	0
1021	APURVA	2001	PGER	79	0
1022	EAGLE	2001	PGER	70	0
1023	CHETAK	2001	PGER	70	0
1024	REL SAGAR	2003	SOFF	1206	820
1025	REL DARSHAN	2008	SOFF	1215	2284
1026	RELTUG EIGHTEEN	2019	TUG	497	281
1027	RELTUG NINETEEN	2019	TUG	497	289
1028	KG D6 RUBY	2022	OSS	117860	157259
<b>RESHAMSINGH &amp; CO. PVT LTD.</b>					
1029	TUG RESCO-4	2004	TUG	144	0
1030	M.V. RESCO - 5	2010	TUG	154	0
<b>RIPLEY OFFSHORE PVT. LTD.</b>					
1031	MOHUN BAGAN 22	2017	TUG	191	102
<b>RISHI MANSUKHANI PORTS &amp; INFRA P. LTD.</b>					
1032	NEERJA	1994	DRY	1874	2873
1033	RISHI VISTARA I	2016	TUG	197	118
<b>RISHI SHIPPING</b>					
1034	SEVA I	2011	BC	1783	2659
<b>ROCK AND REEF DREDGING PVT. LTD.</b>					
1035	ROCKSTAR	2020	TUG	172	75
<b>RSMB GLOBAL EXIM LLP</b>					
1036	RSBM 2	2022	DPB	757	0
<b>RSOS - R.K.KATADI</b>					
1037	KOHINOOR	1999	TUG	55	31
<b>S. SURYA RAO</b>					
1038	TEJA	2005	TUG	159	0

Table 1.11 (Contd...)

## List of all vessels registered for Indian trade (As on 31st December,2022)

SI No	Name Of the Ship	Year of Built	Type of Vessel	GT	DWT
(1)	(2)	(3)	(4)	(5)	(6)
<b>S.K. ALISHA &amp; HASEENA BEGUM</b>					
1039	SAN PIONEER	2020	TUG	176	142
1040	SAN ANGEL	2021	TUG	176	142
1041	SAN DATAN	2022	TUG	141	42
1042	SAN PRINCESS	2022	TUG	141	42
1043	SAN GALAXY	2022	TUG	178	53
<b>S.K.S. SHIP LTD.</b>					
1044	JASMINE	1994	PGER	12	0
1045	TULIP	1994	PGER	12	0
<b>S.R. OFFSHORE P. LTD.</b>					
1046	DANISH	2006	BARG	1110	2060
1047	ROZA	2005	TUG	156	0
<b>S.S. OFFSHORE PVT. LTD.</b>					
1048	SAGAR-5	1994	TUG	396	280
1049	SAGAR FORTUNE	2008	SV	2442	3084
1050	SAGAR PRIDE	2006	TUG	1759	1494
1051	SAGAR ENERGY	2008	OFF	2160	3250
<b>SADHAV SHIPPING LTD.</b>					
1052	SACHINAM I	2006	DRY	1148	2080
1053	SHANTAM	2012	DRY	1323	2300
1054	ADWITA	2001	TUG	1706	1903
1055	AADYA	1987	AHTS	1997	0
1056	SWACHCHAK	2015	UTV	135	68
1057	SARVESHAK	2017	SOFF	70	5
<b>SAFE &amp; SURE MARINE INT. PVT. LTD.</b>					
1058	SAGAR SEVAK	1972	SOFF	490	826
1059	PRIYANKA	1999	DRY	1441	2195
<b>SAHARA INDIA TOURISM DEV. CORPN. LTD</b>					
1060	M.V. QING	1982	PGER	35143	4514
<b>SAHARA SHIPPING PVT. LTD</b>					
1061	LION KING	1998	TUG	78	24
<b>SAI SHIPPING COMPANY P. LTD</b>					
1062	SAI SUNSHINE	1999	DRY	13066	20567
<b>SAIBHYA SHIPPING AGRO-MARINE P. LTD</b>					
1063	SAI SOWBAGHYA	2015	UTV	267	100
<b>SAKTHI SHIPPING SERVICES (I) PVT. LTD.</b>					

Table 1.11 (Contd...)

## List of all vessels registered for Indian trade (As on 31st December,2022)

SI No	Name Of the Ship	Year of Built	Type of Vessel	GT	DWT
(1)	(2)	(3)	(4)	(5)	(6)
1064	M.V. SAKTHI	1982	DRY	1510	2164
1065	JAI VEKKALI MEENAKSHI	1983	DRY	2653	3677
<b>SAKURA ENERGY TRANSPORT LTD.</b>					
1066	HISUI	2010	LPGT	45815	53012
1067	KASAGISAN	2006	TANC	160216	302478
1068	GREEN BHAVISHYA	2006	LPGT	23003	26424
1069	GREEN SARITA	2008	G.C	47173	58690
1070	LILAC VICTORIA	2011	TANP	40976	74913
1071	KASHIMASAN	2007	TANC	159840	306033
1072	REIMEI	2007	LCAR	45811	53100
<b>SALGAOCAR MINING LTD.</b>					
1073	PYARELAL	2005	TUG	255	283
1074	SUNRISE	1974	DRB	34920	58635
<b>SALGAONKAR ENGINEERS PVT. LTD.</b>					
1075	GOSALIA PROSPECT	1971	DRB	12519	17529
<b>SAMBHULINGAM MARINE SERVICES</b>					
1076	KALINDI	2011	OFF	317	0
<b>SAMEER USMANGANI MIRANI</b>					
1077	DEEP STAMBH - II	2009	TUG	125	25
<b>SAMRAT ASIA MARITIME LTD.</b>					
1078	SAMRAT VIJAYA	1995	DRY	1874	2350
<b>SAMSON MARITIME LTD.</b>					
1079	ADI SHAKTI	1976	TUG	454	837
1080	OCEAN LAPIZ	1977	TUG	366	220
1081	JADE	1982	TUG	587	458
1082	SULAVESI	1984	TUG	747	0
1083	M.V. OCEAN ZIRCON	2011	TUG	341	0
1084	OCEAN OPAL	2011	TUG	1071	0
1085	OCEAN CITRINE	2011	TUG	1071	0
1086	OCEAN MORGANITE	2013	TUG	2207	1896
1087	OCEAN AQUAMARINE	2007	TUG	1454	1219
1088	OCEAN DIAMOND	2007	OFF	2433	3000
1089	OCEAN CORAL	2013	OFF	2207	1866
1090	EMERALD	2008	OFF	2443	2443
1091	OCEAN AMMOLITE	2004	OFF	499	502
1092	OCEAN TURQUOISE	2014	OFF	4335	5288

Table 1.11 (Contd...)

## List of all vessels registered for Indian trade (As on 31st December,2022)

SI No	Name Of the Ship	Year of Built	Type of Vessel	GT	DWT
(1)	(2)	(3)	(4)	(5)	(6)
1093	MALAVIYA TWENTY EIGHT	2006	SV	2072	2380
1094	OCEAN AMETHYST	2009	SV	2418	0
1095	OCEAN TANZANITE	2009	SV	873	0
1096	OCEAN SAPPHIRE	2010	SV	2921	0
1097	OCEAN JADE	2013	AHTS	1081	699
1098	OCEAN AMBER 1	2010	OFF	2921	3467
<b>SAMUDRIKA LOGISTICS PVT. LTD.</b>					
1099	OCEAN SURVEYOR	1978	OFF	275	290
<b>SAN MARINE</b>					
1100	SIRI	2015	TUG	174	0
<b>SANGHI INDUSTRIES LTD.</b>					
1101	SANGHI SUDARRSHAN	2017	BC	3522	4400
1102	SANGHI TRISHUL	2017	BC	3522	4400
<b>SANJAY KUMAR HARISH BHAI MANGI (PROPRIETOR)</b>					
1103	VARAHI	1995	TUG	374	147
<b>SANMAR SHIPPING LTD.</b>					
1104	SANMAR SERENADE	1992	TANP	25877	45696
1105	SANMAR SONET	1997	TANP	56854	99999
1106	SANMAR SITAR	2000	TANP	29351	48706
1107	SANMAR SANTOOR	2002	TANP	28552	47141
1108	SANMAR SRUTHI	1999	TANC	43357	73980
1109	SANMAR SLOKA	2005	TANP	42058	71810
1110	SANMAR REGENT	1999	LCAR	10692	13712
<b>SARAT CHATTERJEE &amp; CO. (V )P. LTD</b>					
1111	JAL VAIBHAV	2006	BC	46398	85926
1112	JAL LAHARI	2017	TUG	191	102
1113	JAL SAMRIDDHI	2018	BARG	2802	5100
1114	JAL SIDDHI	2019	BARG	2802	5100
<b>SAURASHTRA FUELS PVT. LTD.</b>					
1115	ISPAT SHANTI	1981	DRY	1836	2780
1116	ISPAT SHAKTI	1982	DRY	1836	2780
<b>SCORPIO SHIPPING AGENCIES P. LTD.</b>					
1117	WHITE WAVE	2012	UTC	1787	2655
<b>SCUBA LOVING DIVE &amp; TRAVEL PVT. LTD.</b>					
1118	HUMPBAC	2020	P.C	16	0
<b>SDS OFFSHORE PVT. LTD</b>					

Table 1.11 (Contd...)

## List of all vessels registered for Indian trade (As on 31st December,2022)

SI No	Name Of the Ship	Year of Built	Type of Vessel	GT	DWT
(1)	(2)	(3)	(4)	(5)	(6)
1119	AQUATOR-2	2015	CREW	94	14
1120	KIRANJOG	2020	PGER	118	20
<b>SEA GLITTERS OFFSHORE P. LTD.</b>					
1121	RAAFI	2021	TUG	253	0
<b>SEA LIFE SHIPPING COMPANY</b>					
1122	TRANSTAR	1995	TUG	177	0
<b>SEA RIDES SHIP MANAGEMENT</b>					
1123	ONYX	1977	SOFF	1011	1142
<b>SEA SPARKLE HARBOUR SERVICES LTD</b>					
1124	SIGMA	2000	TUG	292	0
1125	SEALION ACE	2013	TUG	471	187
<b>SEABON DNV MARINE P. LTD.</b>					
1126	OCEAN CREWZER - III	2014	CREW	72	16
<b>SEAGULL DREDGING PVT. LTD. MUMBAI</b>					
1127	PORUNAI	1982	TUG	71	0
<b>SEALAND SHIPPING &amp; EXPORTS PVT.LTD.</b>					
1128	MV CONCORD	1978	DRY	2233	3881
<b>SEALINK ADVENTURES INDIA P. LTD.</b>					
1129	NAUTIKA	2018	PGER	318	37
<b>SEALION SPARKLE MARITIME SERVI</b>					
1130	ILANGO	2000	TUG	398	124
1131	KAMBAR	2000	TUG	398	130
1132	PUGAZHENDHI	2000	TUG	398	126
1133	KORTALAIYAR	2000	SOFF	68	7
1134	ARANI	2000	SOFF	68	7
<b>SEALION SPARKLE PORT &amp; TERMINAL SERVICE</b>					
1135	SEALION AGILE	2003	TUG	298	185
1136	OCEAN CHEER	2018	TUG	471	209
1137	OCEAN BLISS	2018	TUG	471	210
<b>SEASHORES INFRA LOGISTICS</b>					
1138	HEMAVATHI	1988	TUG	269	115
<b>SEASPAN SHIPPING LTD.</b>					
1139	SEASPAN-III	1990	PGER	643	139
<b>SEASTAR &amp; AMBA SHIPPING P. LTD.</b>					
1140	SEASTAR AMBA ONE	2003	TUG	193	0
<b>SEATRANS SHIPPING CORPN. LTD.</b>					



Table 1.11 (Contd...)

## List of all vessels registered for Indian trade (As on 31st December,2022)

SI No	Name Of the Ship	Year of Built	Type of Vessel	GT	DWT
(1)	(2)	(3)	(4)	(5)	(6)
1141	UMASHRI	1976	TUG	42	0
<b>SEAWAYS SHIPPING LIMITED</b>					
1142	SEAWAYS VALOUR M.T.	1991	DRY	11998	14140
1143	SEAWAYS VENTURE M.T.	1991	DRY	11998	14140
<b>SERENE GREEN SHIPPING P.LTD.</b>					
1144	SANMAR SOPRANO	2002	TANP	28048	45861
<b>SEROS SHIPPING P. LTD.</b>					
1145	POLARIS	2008	TUG	295	0
1146	SHAKTI	2003	TUG	777	614
1147	MARIA I	2003	TUG	777	606
1148	SHARAN	2014	TUG	382	191
1149	AMARNATH	2004	BC	30018	53169
<b>SESA SHIPPING(P) LTD.</b>					
1150	TUG COURAGEOUS	1988	TUG	121	0
<b>SESA STERLITE LTD.</b>					
1151	ROYAL SESA	2012	BARG	5522	3519
<b>SETHUSAMUDRAM CORP.TD. CHENNAI</b>					
1152	KURUNJI	2009	MOTO	17	0
1153	MULLAI	2009	MOTO	17	0
1154	MALLIGAI	2009	MOTO	17	0
1155	POOMARICHAN	2009	MOTO	48	0
1156	ARLI	2010	MOTO	17	0
1157	PARIJATHAM	2010	MOTO	17	0
1158	THAMARAI	2010	MOTO	17	0
1159	ALLI	2010	MOTO	17	0
1160	M.V. SINGHLE	2010	MOTO	48	0
1161	M.V. PULIVASAL	2010	MOTO	48	0
<b>SETRANS SHIPPING LTD.</b>					
1162	GURPUR	1976	TUG	249	184
<b>SEVEN ISLAND SHIPPING LTD</b>					
1163	VICTORY	1990	TANC	18260	29932
1164	SAFFRON	1998	TANC	81565	149999
1165	LOYALTY	2000	TANP	29289	45650
1166	COURAGE	2003	TANP	27829	47791
1167	ABALONE	1999	TANC	28246	46408
1168	KESTREL	2002	TANC	28539	45999

**Table 1.11 (Contd...)**

**List of all vessels registered for Indian trade (As on 31st December,2022)**

<b>Sl No</b>	<b>Name Of the Ship</b>	<b>Year of Built</b>	<b>Type of Vessel</b>	<b>GT</b>	<b>DWT</b>
<b>(1)</b>	<b>(2)</b>	<b>(3)</b>	<b>(4)</b>	<b>(5)</b>	<b>(6)</b>
1169	SPARKLE	2004	TANP	27969	45744
1170	GALLANT	2004	TANP	28059	45934
1171	SUCCESS	2004	TANC	29335	46803
1172	patriot	2002	TANP	28099	46001
1173	FEATHER	2004	TANP	22184	35199
1174	CORONET	2004	TANP	29335	46803
1175	BLOSSOM	2004	TANP	8351	12842
1176	DYNASTY	1999	TANP	28246	46344
1177	CENTURY	2005	TANC	81076	159152
1178	CLASSIC	2005	TANC	81076	159195
1179	BABYLON	2006	TANP	27969	45726
1180	HARVEST	2004	TANP	27972	45727
1181	LOURDES	2003	TANP	8351	12791
1182	ROSE GAS	2003	G.C	22943	26534
1183	PINE GAS	2006	G.C	47173	58585
1184	MARVELS	2004	TANP	27969	45761
1185	CONCORD	2005	TANC	81076	159155
1186	FAIRWAY	2005	TANP	22184	35190
1187	FALCONS	2012	TANP	11383	18041
1188	REGENCY	2002	TANP	27969	45770
<b>SHAHI SHIPPING LTD.</b>					
1189	ROYAL GODAVARI	1988	TUG	121	0
<b>SHANTI SAGAR INTERNATIONAL DREDGING P LTD</b>					
1190	DARYA MANTHAN	2007	HOD	4337	7170
1191	SHANTI SAGAR - 15	2012	DRED	495	0
1192	SHANTI SAGAR - 14	2012	DRED	774	1308
1193	JALASHWA - 7	2012	UTC	205	221
1194	SHANTI SAGAR 17	2017	HOD	8294	0
1195	SHANTI SAGAR -18	2017	HOD	8287	12324
1196	SS SPLIT BARGE 5	2020	BARG	1833	2375
<b>SHANTI SHIPPING CO.(P) LTD</b>					
1197	ISLAND PRINCESS	1967	DRY	760	830
<b>SHINY SHIPPING &amp; LOGISTICS PVT.</b>					
1198	PAMBOOR	2012	TANP	764	962
1199	PAMBOOR 2	2020	TANP	1067	1508
<b>SHIPPING CORPN. OF INDIA</b>					

**Table 1.11 (Contd...)****List of all vessels registered for Indian trade (As on 31st December,2022)**

<b>SI No</b>	<b>Name Of the Ship</b>	<b>Year of Built</b>	<b>Type of Vessel</b>	<b>GT</b>	<b>DWT</b>
<b>(1)</b>	<b>(2)</b>	<b>(3)</b>	<b>(4)</b>	<b>(5)</b>	<b>(6)</b>
1200	HOMI BHABHA	1982	TANC	25040	41123
1201	SCI-05	1984	OFF	1310	1819
1202	LAL BAHADUR SHASTRI	1993	CCON	21963	28902
1203	INDIRA GANDHI	1993	CCON	21963	28948
1204	SCI CHENNAI M.V.	2008	DRY	43679	57813
1205	SCI MUMBAI M.V.	2008	DRY	43679	57785
1206	M.V. VISVA VIJETA	2011	DRB	33032	0
1207	M.V. VISVA MALHAR	2011	DRB	33032	0
1208	M.V. VISVA NIDHI	2011	DRB	33170	0
1209	M.V. VISVA PREM	2011	DRB	33185	57161
1210	M.V. VISVA BANDHAN	2011	DRB	33185	0
1211	VISVA EKTA	2011	DRB	33185	57100
1212	VISVA VIKAS	2012	DRB	33185	57138
1213	VISVA DIKSHA	2012	DRB	33185	57133
1214	VISVA ANAND	2012	DRB	44007	80204
1215	VISVA VINAY	2012	DRB	44007	80139
1216	VISVA PREETI	2012	DRB	44007	80250
1217	VISVA VIJAY	2012	DRB	44010	80312
1218	VISVA JYOTI	2012	DRB	44864	82091
1219	K.D. MALAVIYA	2012	OFF	1831	0
1220	M.V. SCI PANNA	2011	TUG	2040	2000
1221	SCI RATNA	2011	TUG	2039	0
1222	M.V. SCI POWER	2011	TUG	2067	1994
1223	SCI MUKTA	2012	TUG	2039	1965
1224	SCI KUNDAN	2012	TUG	2067	2010
1225	SCI AHIMSA	2012	OFF	2067	2005
1226	VISHVA CHETNA	2013	DRB	44864	81734
1227	SUVARNA SWARAJYA	1998	TANP	21827	32902
1228	SAMPURNA SWARAJYA	1998	TANP	21827	32948
1229	DESH VAIBHAV	2005	TANP	161202	316409
1230	DESH VIRAT M.T.	2008	TANP	162416	319000
1231	M.T. DESH GARIMA	2011	TANP	64397	114790
1232	M.T. DESH SURKSHA	2011	TANP	64397	114790
1233	DESH SAMMAN	2011	TANP	64397	0
1234	DESH SHOBHA	2012	TANP	81334	157985
1235	MAHARAJA AGRASEN	1995	TANC	80130	147469

**Table 1.11 (Contd...)**

**List of all vessels registered for Indian trade (As on 31st December,2022)**

<b>Sl No</b>	<b>Name Of the Ship</b>	<b>Year of Built</b>	<b>Type of Vessel</b>	<b>GT</b>	<b>DWT</b>
<b>(1)</b>	<b>(2)</b>	<b>(3)</b>	<b>(4)</b>	<b>(5)</b>	<b>(6)</b>
1236	MAHARSHI PARASHURAM	2002	TANC	51785	93322
1237	DESH BHAKT	2003	TANC	61978	110000
1238	DESH PREM	2003	TANC	61978	110000
1239	DESH RAKSHAK	2003	TANC	61978	110000
1240	DESH GAURAV	2003	TANC	61978	110000
1241	DESH UJAALA	2005	TANC	161202	316217
1242	DESH SHAKTI	2003	TANC	84261	146840
1243	DESH SHANTI	2004	TANC	84261	146114
1244	M. T. SWARNA KALASH	2009	TANC	29845	47878
1245	DESH VISHAL	2009	TANC	162412	320071
1246	SWARNA PUSHP	2010	TANC	29845	47795
1247	SWARNA MALA	2010	TANC	29993	51196
1248	SWARNA SINDHU	2010	TANC	42845	73368
1249	SWARNA GANGA	2010	TANC	42845	73368
1250	SWARNA BRAHMAPUTRA	2010	TANC	42845	73368
1251	SWARNA GODAVARI	2010	TANC	42845	73368
1252	SWARNA JYANTI	2010	TANC	57702	104900
1253	SWARNA KRISHNA	2010	TANC	42845	73368
1254	SWARNA KAVERI	1975	TANC	42845	73665
1255	DESH MAHIMA	2010	TANC	64397	115611
1256	SWARNA KAMAL	2010	TANC	57702	104903
1257	DESH VIBHOR	2015	TANC	165319	316634
1258	M.V. SCI NALANDA	2012	OFF	2633	3093
1259	SCI YAMUNA	2012	TUG	2633	3095
1260	VISHVA UDAY	2013	BC	44861	81696
1261	SCI URJA	2012	AHTS	2067	2002
1262	SCI SABARMATI	2013	SV	3306	3628
1263	DESH ABHIMAAN	2007	TANC	81084	159040
1264	SCI SARASWATI	2017	SV	3616	3720
1265	NANDA DEVI	2001	G.C	46506	53503
<b>SHIV SHIPPING SERVICES</b>					
1266	SHIV SHAKTI	2013	BARG	1583	2000
<b>SHIV VANI OIL &amp; GAS EXPLORATION</b>					
1267	SACHINAM	1998	PGER	174	46
<b>SHIVA MARKETING LTD.</b>					
1268	SHIV KRIPA	1995	TUG	157	0

Table 1.11 (Contd...)

## List of all vessels registered for Indian trade (As on 31st December,2022)

SI No	Name Of the Ship	Year of Built	Type of Vessel	GT	DWT
(1)	(2)	(3)	(4)	(5)	(6)
<b>SHIVANSH OFFSHORE AND MARINE SERVICES PVT. LTD.</b>					
1269	GARNET	2005	TUG	1585	1598
1270	SHIVANSH ARYA	2009	OFF	1615	1067
1271	SHIVANSH PRIYA	2005	OFF	2140	1075
1272	SHIVANSH	2004	TUG	964	860
<b>SHM SHIPCARE</b>					
1273	OCEAN CREWZER V	2022	PGER	73	0
<b>SHOFT INDUSTRIES PVT. LTD.</b>					
1274	HDC ALBATROSS	2017	GCS	1207	1625
<b>SHREE KRISHNA STEVEDON PVT. LTD.</b>					
1275	SHREEKRISHNA - X	2010	BARG	1527	2312
1276	SHREE KRISHNA - VII	2010	BARG	1520	2100
1277	SHREEKRISHNA - XI	2010	BARG	1527	2312
1278	SHREE KRISHNA - IX	2009	DRY	1518	2100
1279	SHREE KRISHNA 14	2011	GCS	1269	2168
<b>SHREE LAXMI ENTERPRISES</b>					
1280	TUG ANASUYA	1997	TUG	290	125
<b>SHREE SAGAR STEVEDORE</b>					
1281	SWAMI SAGAR	2011	MOTO	1066	0
<b>SHREE VARALAKSHMI OFFSHORE SERVICES</b>					
1282	GANGOTHRI	2010	MOTO	69	0
<b>SHREEJI SHIPPING</b>					
1283	ANJANI	2020	TUG	191	0
<b>SHREEJI SHIPPING SERVICES (INDIA) LTD.</b>					
1284	THREWIN SUCCESS	1990	DRY	1446	1878
1285	THREWIN SPLENDOUR	1989	DRY	1446	1883
1286	BALCHANDRA	2011	DRY	1057	1784
1287	VAIDYANATH	2011	DRY	1054	1771
1288	MEERA	2019	TUG	127	50
1289	RADHA	2019	TUG	127	50
<b>SHREYAS SHIPPING &amp; LOGISTICS LTD</b>					
1290	ORIENT PATRIOT	1983	CCON	17702	20182
1291	ORIENT VISION	1979	CCON	4802	6302
1292	UNITY	1990	CCON	11982	14100
1293	OEL SHREYAS	1991	CCON	12997	17610
1294	OEL TRUST	1992	CCON	11872	14371

Table 1.11 (Contd...)

## List of all vessels registered for Indian trade (As on 31st December,2022)

SI No	Name Of the Ship	Year of Built	Type of Vessel	GT	DWT
(1)	(2)	(3)	(4)	(5)	(6)
1295	OEL KOCHI	1998	CCON	21339	24553
1296	SSL MUMBAI	1997	CCON	18602	24374
1297	SSL BHARAT	1997	CCON	29383	34670
1298	SSL CHENNAI	1998	CCON	8214	11506
1299	SSL VISAKHAPATNAM	1996	CS	18602	24376
1300	SSL DELHI	2000	CS	25369	33899
1301	SSL KOLKATA	2007	CS	9956	13784
1302	SSL SABARIMALAI	2003	GCS	12993	17471
1303	SSL GANGA	2003	CCON	16145	20170
1304	SSL BRAHMAPUTRA	2003	CCON	39941	50821
1305	SSL BALAJI	2007	GCS	8407	11142
1306	SSL KRISHNA	2002	CCON	27322	34608
1307	TBC BADRINATH	2011	BC	22634	34250
1308	TBC KAILASH	2011	BC	22358	35152
<b>SHRI ANIL V MADGAVKAR</b>					
1309	MIS STRESS	2010	P.C	28	0
<b>SHRI ARVIND SHAH P/O AECADIA</b>					
1310	MV KB-1	2010	TUG	69	0
<b>SHRI DWARAMPUDI TIRAPAYYAREDDY</b>					
1311	GAYATHRI	2015	MOT	91	55
<b>SHRI JEETENDRA RAMAWADH MISRA &amp; KAMALAPRASAD RAMAWADH MISRA</b>					
1312	AKSHIP 8(CHAPORA II)	2003	TUG	437	142
<b>SHRI KATADI JANAKIRAM</b>					
1313	JUPITER	2016	MOTT	160	0
<b>SHRI MAHENDRASINH KIRITSINH GOHIL</b>					
1314	SAGAR - I	1976	DRB	303	246
<b>SHRI MANKESHWAR MECHANICAL SERVICES</b>					
1315	VIJAYANTI	1975	TUG	62	0
<b>SHRI RASHED AHMED MUJAWAR PROPRIETOR</b>					
1316	FARDEEN - I	2011	DRY	1398	2213
<b>SHRI SHEIK AHMED &amp; SK HASEENA BEGUM</b>					
1317	SAN PRIDE	2020	TANP	805	958
<b>SHRI SHEIK AHMED ALISHA &amp; HASEENA BEGUM</b>					
1318	SAN15	2008	OFF	564	0
1319	SAN PROGRESS	2005	OFF	496	0
<b>SHRI VIJAY KANTILAL SANGHVI</b>					

Table 1.11 (Contd...)

## List of all vessels registered for Indian trade (As on 31st December,2022)

SI No	Name Of the Ship	Year of Built	Type of Vessel	GT	DWT
(1)	(2)	(3)	(4)	(5)	(6)
1320	KB - 11	2017	TUG	107	0
<b>SICAL LOGISTICS LTD.</b>					
1321	BULK CHALLENGER	2002	DRY	7594	10500
<b>SICAL SHIPPING LIMITED.</b>					
1322	SPIC EMERALD	1983	ACID	11712	17465
<b>SIMA MARINE (INDIA) PVT. LTD.</b>					
1323	VARADA	2004	CCON	40952	55490
1324	MOGRAL	1998	CCON	36603	45400
<b>SIMCEMENT PVT. LTD.</b>					
1325	NAND ANANYA	1992	DRY	1478	2277
1326	NAND APARNA	1992	DRY	1478	2278
1327	NAND HAZIRA	1990	DRY	1484	2280
<b>SIMPSON OFFSHORE SERVICES LLP</b>					
1328	MALINI	1987	TUG	195	229
<b>SINDHU MARINE</b>					
1329	KOHINOOR - 1	2012	TUG	348	0
1330	SONA- II	2009	TUG	357	0
1331	KOHINOOR - II	2006	TUG	55	0
1332	KOHINOOR - III	2014	TUG	158	116
<b>SOUTH EAST ASIA MARINE ENGG. &amp; CONST. LTD.</b>					
1333	SEAMEC PRINCES	1984	SV	11121	6286
1334	SEAMEC - II	1982	SOFF	4327	2067
1335	SEAMEC-III	1984	SOFF	4327	2067
1336	SEAMEC GALLANT	2011	BC	20969	32289
<b>SPARKLE PORT SERVICES LTD.</b>					
1337	OCEAN ELITE	2012	TUG	468	0
1338	OCEAN PIONEER	2011	TUG	493	0
1339	OCEAN ENTERPRISE	2012	TUG	468	0
1340	OCEAN PERFECT	2011	TUG	493	0
<b>SPARKLE TERMINAL &amp; TOWAGE SER. LTD.</b>					
1341	OCEAN LEADERS	2017	TUG	493	294
1342	OCEAN LEGACY	2017	TUG	493	295
1343	OCEAN CHAMPION	2017	TUG	495	301
1344	OCEAN CHALLENGER	2017	TUG	495	297
<b>SPS MARINE P. LTD.</b>					
1345	SAI ARAMBH	1994	GCS	5582	0

Table 1.11 (Contd...)

## List of all vessels registered for Indian trade (As on 31st December,2022)

SI No	Name Of the Ship	Year of Built	Type of Vessel	GT	DWT
(1)	(2)	(3)	(4)	(5)	(6)
<b>SRI GANESH DURGA MARINE SERVICES</b>					
1346	GANESH	2012	MOT	75	0
<b>SRI V. JESWARYAMBICA BARGE SUPPLIERS</b>					
1347	VARMA	2015	TUG	78	0
<b>SRI VARI LOGISTICS (I) LTD.</b>					
1348	OCEAN GLORY NO. 9	1997	TUG	630	0
1349	OCEAN GLORY NO. 10	2001	TUG	680	0
<b>SSR MARINE SERVICES PVT. LTD.</b>					
1350	KUMAR	1994	DRY	1874	2873
1351	VASAVA DATTA	1994	DRY	1874	2873
<b>STAR MARINE SERVICES</b>					
1352	SILVER STAR	2009	TUG	50	0
<b>STAR SHIPPING LTD.</b>					
1353	MV KOTTAI RAMAIAH	2012	DRB	187	239
<b>STATE POLLUTION BOARD</b>					
1354	SAGAR UTKAL	2016	W.B.	63	0
<b>SULA SHIPPING &amp; LOGISTICS PVT. LTD.</b>					
1355	VIGHNRAJ	1982	DRB	40504	0
<b>SUMER VARMA, PRASHANTH PRAKASH</b>					
1356	EXPLORER 2	2019	P.C	16	0
1357	EXPLORER 3	2020	P.C	16	0
<b>SUN MARINE</b>					
1358	C.P. SRIVASTAVA	1984	OFF	1310	1758
<b>SUNRISE MARINE SERVICES</b>					
1359	SUNRISE - II	2012	TUG	68	0
1360	FLAMBOYAN	1983	SOFF	392	469
1361	SUNRISE -1	2012	UTV	65	0
<b>SUPER TUG OFFSHORE SERVICES PVT LTD.</b>					
1362	MERMAID-I	1986	TUG	210	185
1363	MERMAID-2	2008	TUG	299	388
<b>SUPER TUG OFFSHORE SERVICES PVT. LTD.</b>					
1364	MERMAID - 3	2003	TUG	356	0
<b>SUPREME MARINES</b>					
1365	BHUVAN	2012	MOT	75	0
<b>SVITZER HAZIRA P. LTD.</b>					
1366	SVITZER ECHO	2012	TUG	906	250



Table 1.11 (Contd...)

## List of all vessels registered for Indian trade (As on 31st December,2022)

SI No	Name Of the Ship	Year of Built	Type of Vessel	GT	DWT
(1)	(2)	(3)	(4)	(5)	(6)
1367	SVITZER WARUNDA	2007	TUG	350	132
<b>SVITZER WIJAMNLLER HAZIRA PVT LTD.</b>					
1368	SVITZER HAZIRA	2003	TUG	451	0
<b>SVS MARINE SERVICES (P) LTD.</b>					
1369	ANUKOOL	1985	TUG	370	0
1370	M.V. BHAGAVATI	1989	TUG	329	0
1371	SURYA- 1	2010	BC	1330	2200
1372	SURYA- 2	2010	BC	1330	2200
1373	SURYA - 4	2014	BC	2460	3000
<b>SVUL PROJECT LTD</b>					
1374	SATYAM	1988	PGER	113	0
1375	SUNDARAM	1988	PGER	113	0
<b>SYNERGY OFFSHORE SERVICES</b>					
1376	SONALI	2001	OFF	189	125
<b>SYNNOTECH INFRA PVT. LTD.</b>					
1377	M.T. VAMSEE	1995	TANP	999	1059
<b>Shri Ashok Kumar H Lal &amp; Shri Jithendra H Lal</b>					
1378	BHAGIRATHI	2011	DRY	1055	1767
1379	BRAMHANATH	2011	DRY	1057	1767
1380	SAVYA	2015	TUG	208	133
<b>TAC SEAWAYS LLP</b>					
1381	GANGA I	2013	UTV	67	0
<b>TAG OFFSHORE LTD.</b>					
1382	TAG - 7	2010	TUG	1906	2021
1383	TAG SHWETA	2011	TUG	432	0
1384	TAG - 11	1987	TUG	1997	0
1385	TAG-12	2011	TUG	2272	0
1386	TAG -6	2012	TUG	2360	2437
1387	TAG - 4	2009	OFF	1922	1884
1388	TAG - 5	2009	OFF	1904	0
1389	TAG - 9	2010	OFF	1922	1921
1390	TAG-15	2015	OFF	1944	1451
1391	TAG-16	1999	OFF	1734	2284
1392	TAG-19	1998	OFF	1974	2067
1393	TAG-17	1996	OFF	1969	3120
1394	TAG-18	1996	OFF	1969	3100

Table 1.11 (Contd...)

## List of all vessels registered for Indian trade (As on 31st December,2022)

SI No	Name Of the Ship	Year of Built	Type of Vessel	GT	DWT
(1)	(2)	(3)	(4)	(5)	(6)
1395	TAG-20	1996	OFF	3603	5372
1396	TAG- 8	2009	SV	2369	0
1397	TAG 22	1997	SV	1969	3106
1398	TAG 21	1997	TUG	1974	2100
1399	TAG NAVYA	1991	TANP	22650	19939
<b>TAG SEA LOGISTICS LTD</b>					
1400	NAND PANNA	1984	OFF	1313	1751
1401	NAND KRISHNA	1984	OFF	1313	1450
1402	NAND HEERA	1984	OFF	1313	1751
<b>TARUN SHIPPING &amp; INDUSTRIES LTD.</b>					
1403	NEEL AKASH	1984	OFF	989	1086
1404	NEEL KAMAL	1983	OFF	989	1086
<b>TCI SEAWAYS LTD.</b>					
1405	TCI SHAKTI	1982	DRY	1510	2158
1406	TCI SURYA	1998	DRY	3620	4508
1407	M.V. TCI LAKSHMI	1997	DRB	3850	4765
1408	M.V. TCI PRABHU	1999	DRY	2545	0
1409	TCI ARJUN	2002	CS	7511	10524
1410	TCI EXPRESS	1997	CCON	18233	26207
1411	TCI ANAND	2004	CCON	20815	28473
<b>TEBMA TEAM LTD.</b>					
1412	TEBMA TEAM - 2	2007	TUG	151	0
<b>THE CHAIRMAN, V.O.C PT,TUTICORIN</b>					
1413	NALATHANNI	2009	MOTO	48	0
<b>THE INDIA CEMENT LTD., CHENNAI</b>					
1414	CHENNAI PERUMAI	1983	DRB	23991	38002
1415	CHENNAI SELVAM	2001	DRB	30066	65600
<b>THE PRESIDENT OF INDIA</b>					
1416	INDIRA POINT	2015	MOTO	2477	1500
<b>THE PRESIDENT OF INDIA, UT OF LAKSHADWEEP</b>					
1417	BLUE MERLIN	2007	PASS	164	24
1418	BLACK MERLIN	2007	PASS	164	24
1419	SKIP JACK	2007	PASS	164	24
1420	NORTH BAY	2008	PASS	330	0
1421	LAPATHY	2008	PASS	330	0
<b>TIMBLO SHIPYARDS P. LTD.</b>					

Table 1.11 (Contd...)

## List of all vessels registered for Indian trade (As on 31st December,2022)

SI No	Name Of the Ship	Year of Built	Type of Vessel	GT	DWT
(1)	(2)	(3)	(4)	(5)	(6)
1422	OCEAN SACHIEL	2005	TUG	253	271
<b>TIME TRADER</b>					
1423	TIME TRADER	2004	TUG	113	0
<b>TIRUPATI VESSEL P. LTD.</b>					
1424	VAHBIZ	1999	TUG	292	148
1425	PFS BRAVE	2009	OFF	1922	1921
1426	PFS COURAGE	2010	OFF	1922	1921
1427	MP PSV2	2007	SV	2160	3250
1428	MP PSV3	2007	SV	2160	3250
<b>TM HARBOUR SERVICES PVT. LTD.</b>					
1429	BRAHMANI	2010	TUG	462	0
1430	BAHUDA	2010	TUG	472	0
1431	BAITARANI	2010	TUG	462	0
<b>TOLANI SHIPPING CO. LTD.</b>					
1432	PRABHU DAS	2005	DRB	40002	76015
1433	PRABHU PUNI	2002	DRB	40002	76016
1434	PRABHU SAKHAWAT	2005	DRB	40053	75944
1435	PRABHU SUMAT	2012	DRB	44232	0
<b>TRANS ASIAN SHIPPING SERVICES</b>					
1436	KRIPA	1979	RORO	10848	8945
1437	KANIVU	1988	CCON	18342	19710
<b>TRANSCOASTAL CARGO &amp; SHIPPING</b>					
1438	COASTAL EXPRESS 1	1985	DRY	6182	7738
1439	COASTAL EXPRESS-2	1984	CCON	10962	14007
<b>TRANSPORT CORPN. OF INDIA.</b>					
1440	BHORUKA-I	1976	DRY	300	710
<b>TRANSTAR MARINE &amp; OFFSHORE SERVICES</b>					
1441	M.V. SUMAYLA ONE	1984	OFF	1078	0
<b>TREASURE HARVEST SHIPPING PVT. LTD.</b>					
1442	CHOLA HARMONY	1999	DRB	38646	73941
<b>TRITON MARITIME PVT. LTD.</b>					
1443	M. T. MARIGOLD	2009	TUG	476	0
1444	M.V. TRITON ENERGY	2011	TUG	373	0
1445	TRITON GRACE	2009	OFF	1943	1575
<b>TRITON OVERWATER TPT. AGENCY LTD.</b>					
1446	TRITON I	1992	PGER	35	0

Table 1.11 (Contd...)

## List of all vessels registered for Indian trade (As on 31st December,2022)

SI No	Name Of the Ship	Year of Built	Type of Vessel	GT	DWT
(1)	(2)	(3)	(4)	(5)	(6)
1447	TRITON II	1992	PGER	35	0
<b>TRITON VENTURES P. LTD.</b>					
1448	TRITON LIBERTY	2009	SV	1459	1335
<b>TRIUMPH OFFSHORE PVT. LTD.</b>					
1449	VASANT 1	2020	LNG	117514	97169
<b>TULSHYAN SHIPPING &amp; OFFSHORE P. LTD</b>					
1450	SAROJA BLESSING	2005	OFF	2095	2374
<b>TUTICORIN PORT TRUST</b>					
1451	THIRUVALLUVAR	1995	PTMB	377	0
1452	TUTICORIN	2006	PTMB	425	0
1453	MUSAL	2009	PTMB	48	0
<b>U. T. OF LAKSHADWEEP</b>					
1454	KALPITI	2007	TUG	179	0
1455	MV LAGOONS	2015	PGER	5938	1200
<b>UNDERWATER SERVICES COMPANY LTD.</b>					
1456	OCEAN JADE- 1	2013	TUG	1081	723
<b>UNION OF INDIA (MOST)</b>					
1457	YEREWA	1964	PASS	1552	370
<b>UNIQUE STAR MARITIME P. LTD.</b>					
1458	WATER LILY	2011	TUG	462	0
<b>UNITED SHIPPERS LTD.</b>					
1459	JALGAMINI	2011	DRY	1056	1779
1460	SOMESHWAR	2012	BARG	4068	1750
1461	SRINATH	1977	TUG	40	0
<b>UNITED SHIPPING LTD.</b>					
1462	VIGHNESWAR	2012	TUG	1063	1750
<b>UTL, KAVARTHI</b>					
1463	M.V. CORALS	2014	TUG	5939	0
<b>V.S. MARINE SERVICE</b>					
1464	M.V. ALLIANCE	2011	TUG	165	125
<b>VAMSEE SHIPPING CARRIER PVT. LTD</b>					
1465	VAMSEE II	1988	TANP	652	0
<b>VAN OORD INDIA PVT. LTD.</b>					
1466	COSTA BLANCA	1974	DRED	1196	0
1467	VOLVOX ASIA	1999	HOD	12030	17299
<b>VARUN GAS LOGISTICS PVT. LTD.</b>					

Table 1.11 (Contd...)

## List of all vessels registered for Indian trade (As on 31st December,2022)

SI No	Name Of the Ship	Year of Built	Type of Vessel	GT	DWT
(1)	(2)	(3)	(4)	(5)	(6)
1468	MAHARISHI VISHWAMITRA	2001	LCAR	47156	54826
<b>VARUN RESOURCES LTD</b>					
1469	MAHARISHI BHAVATREYA	1990	LCAR	23878	27200
<b>VARUN SHIPPING LTD</b>					
1470	AMBA BHAVANI	2005	TANC	58136	107081
1471	AMBA BHAKTI	1997	TANC	56127	106597
1472	MAHARSHI VAMADEVA	1991	LCAR	34974	43558
1473	MAHARSHI SHUBHATREYA	1982	LCAR	29240	29999
1474	MAHARSHI MAHATRAYA	1991	LCAR	23878	27750
1475	MAHARSHI KRISHNATREY	1991	LCAR	23878	27250
1476	MAHARSHI BHARADWAJ	1992	LCAR	43635	59421
<b>VEDANT SHIP MGMT</b>					
1477	TUG MAMTA	2005	TUG	428	227
1478	SANGITA	1994	TUG	398	218
1479	JYOTSNA	1993	TUG	314	0
1480	AKSHIP 10	2007	TUG	318	167
<b>VIJAY K SANGHAVI</b>					
1481	KB 21	2019	TUG	128	69
<b>VIKRAM SHIPPING LTD.</b>					
1482	KRISHNA-I	1996	TUG	241	49
1483	KRISHNA-II	1997	TUG	241	49
<b>VINAYAK MARINE SERVICES PVT LTD.</b>					
1484	VMS 21	1991	PGER	154	93
1485	VMS-6	2002	PASS	162	19
1486	MEENAKSHI	1978	PASS	199	34
1487	VMS-3	1989	PASS	140	34
1488	DUKE SPRINT	2009	CREW	115	38
<b>VINDHYA VASHINI MARINE SERVICES PVT. LTD.</b>					
1489	KPS	2004	UTC	183	50
1490	KPS SHIVALI	2005	OFF	127	40
<b>VISAKHAPATNAM PORT TRUST</b>					
1491	A.W. DELIMA	2011	PTMB	379	0
1492	DOLPHIN	1964	PTMB	425	0
1493	NAGARJUN	1964	PTMB	425	0
1494	MAHATMA	2000	PTMB	489	0
1495	VAJRA	2000	PTMB	366	0

Table 1.11 (Contd...)

## List of all vessels registered for Indian trade (As on 31st December,2022)

SI No	Name Of the Ship	Year of Built	Type of Vessel	GT	DWT
(1)	(2)	(3)	(4)	(5)	(6)
1496	SWARNA	1984	PTMB	368	0
1497	NETRAVATHI	1988	PTMB	342	0
1498	SAHAY	1993	PTMB	392	0
1499	SWATANTRA	1997	PTMB	359	0
1500	SARDAR PATEL	2000	PTMB	489	0
1501	VPT FIRE FLOAT	2003	PTMB	345	0
1502	GHD SAGAR DURGA	2004	PTMB	896	0
1503	JHANSI RANI	2005	PTMB	381	0
1504	COL. H.C. ART. WRIGHT REID	2012	PTMB	379	0
<b>VNS OFF-SHORE SERVICES CO. LTD.</b>					
1505	KANSI GAURI	1956	TUG	132	192
<b>VOSTA LMG INDIA PVT. LTD.</b>					
1506	ASL CHEEL	2016	SV	2313	1699
1507	ASL ABABEEL	2016	SV	2313	1699
1508	ASL BAGULA	2016	AHTS	2313	1700
<b>VSSR SHIPPING CO</b>					
1509	KB - VII	2011	BARG	191	0
<b>WATERWAYS SHIPYARD PVT LTD.</b>					
1510	CARAVELA	2000	PGER	1307	392
1511	SURYA MUKHI	1987	UTC	2200	3470
<b>WELSPUN MAXSTEEL LTD.</b>					
1512	RADHA KRISHNA - IV	1997	BARG	1693	2950
<b>WHITE SAND, HOWRAH</b>					
1513	WHITE SAND	2006	PASS	25	0
<b>YAR SHIPPING &amp; CATERING PVT. LTD.</b>					
1514	ALBATROSS	1982	TUG	307	0
<b>YASH DEVELOPERS</b>					
1515	TUG RISHAB	1984	TUG	217	101
<b>YOGI SEAWAYS PVT. LTD</b>					
1516	ANDAMAN FORTUNE	1970	DRY	690	844
<b>YOJAKA (INDIA) PVT. LTD.</b>					
1517	YOJAKA RIPPLES	2009	TUG	50	0
1518	YOJAKA VEGA	2012	CREW	27	0
<b>ZEN SHIPPING &amp; PORTS INDIA PVT. LTD.</b>					
1519	BON ATLANTICO	2001	TANP	8253	14003
1520	MT TULIP	2000	TANC	5998	10280

**Table 1.11 (Contd...)**

**List of all vessels registered for Indian trade (As on 31st December,2022)**

<b>SI No</b>	<b>Name Of the Ship</b>	<b>Year of Built</b>	<b>Type of Vessel</b>	<b>GT</b>	<b>DWT</b>
<b>(1)</b>	<b>(2)</b>	<b>(3)</b>	<b>(4)</b>	<b>(5)</b>	<b>(6)</b>
<b>TOTAL</b>				<b>13691267</b>	<b>20651323</b>

**SECTION - 2**

**OVERSEAS SHIPPING**



**Table 2.1**  
**Growth of Overseas Fleet - By Type of Vessels (As on 31st December)**

(' 000GT/ 000DWT)

Year	Item	Type of Vessels						Total
		Dry Cargo* Liner	Dry Cargo Bulk Carrier #	Oil Tanker @	Ore/oil Bulk Carrier \$	Passen- ger-cum- Cargo**	Timber Carrier	
		(3)	(4)	(5)	(6)	(7)	(8)	
(1)	(2)	(3)	(4)	(5)	(6)	(7)	(8)	(9)
1994	No. of Vessels	51	104	69	3	1	3	231
	GT	591	2419	2463	172	8	12	5665
	DWT	829	4108	4338	312	9	20	9616
1995	No. of Vessels	47	122	75	3	1	3	251
	GT	560	2841	2712	171	8	12	6304
	DWT	787	4819	4767	312	9	20	10714
1996	No. of Vessels	45	124	77	3	1	3	253
	GT	547	2919	2690	171	8	12	6347
	DWT	757	4942	4623	312	9	20	10663
1997	No. of Vessels	42	117	78	3	1	3	244
	GT	527	2763	2743	171	8	12	6224
	DWT	716	4686	4715	312	9	20	10458
1998	No. of Vessels	40	110	81	3	1	2	237
	GT	496	2630	2818	171	8	8	6131
	DWT	669	4461	4814	312	9	13	10278
1999	No. of Vessels	41	104	90	3	1	2	241
	GT	523	2454	3209	171	8	8	6373
	DWT	704	4146	5529	312	9	13	10713
2000	No. of Vessels	34	105	91	4	1	2	237
	GT	433	2509	3086	200	8	8	6244
	DWT	581	4242	5376	355	9	13	10576
2001	No. of Vessels	23	106	92	4	1	2	228
	GT	304	2615	3102	200	8	8	6237
	DWT	397	4456	5408	355	9	13	10638
2002	No. of Vessels	18	81	88	2	2	2	193
	GT	231	1986	3071	95	11	8	5402
	DWT	304	3361	5389	169	9	13	9245
2003	No. of Vessels	14	78	98	2	2	2	196
	GT	182	1827	3694	95	11	8	5817
	DWT	240	3075	6495	169	9	13	10001
2004	No. of Vessels	17	82	110	2	2	2	215
	GT	189	1842	4748	95	11	8	6893
	DWT	235	3093	8339	169	9	13	11858
2005	No. of Vessels	26	89	116	2	3	0	236
	GT	210	0	0	0	0	0	7427
	DWT	1	2	5	0	0	0	9
2006	No. of Vessels	38	87	120	2	3	0	250
	GT	227	2169	5075	95	11	0	7577
	DWT	257	3730	8888	169	10	0	13054
2007	No. of Vessels	55	95	122	2	3	0	277
	GT	297	2633	5100	95	11	0	8136
	DWT	345	4613	8914	169	10	0	14050

**Table 2.1 Contd...**  
**Growth of Overseas Fleet - By Type of Vessels (As on 31st December)**

(' 000GT/ 000DWT )

Year	Item	Type of Vessels						Total
		Dry Cargo* Liner	Dry Cargo Bulk Carrier #	Oil Tanker @	Ore/oil Bulk Carrier \$	Passen- ger-cum- Cargo**	Timber Carrier	
(1)	(2)	(3)	(4)	(5)	(6)	(7)	(8)	(9)
2008	No. of Vessels	76	95	120	2	3	0	296
	GT	468	2645	5127	95	11	0	8346
	DWT	557	4622	8995	169	10	0	14353
2009	No. of Vessels	96	89	122	2	3	0	312
	GT	518	2521	5354	95	11	0	8499
	DWT	585	4414	9458	169	10	0	14636
2010	No. of Vessels	106	92	136	2	4	0	340
	GT	672	2563	5802	95	20	0	9152
	DWT	788	4495	10219	169	10	0	15681
2011	No. of Vessels	118	108	140	2	4	0	372
	GT	699	3223	5976	95	20	0	10013
	DWT	786	4404	10321	169	10	0	15690
2012	No. of Vessels	123	102	120	1	4	0	350
	GT	754	3092	5437	28	20	0	9331
	DWT	818	4082	9357	46	10	0	14313
2013	No. of Vessels	134	97	119	10	4	0	364
	GT	968	2803	5382	75	20	0	9247
	DWT	1190	3479	9254	97	11	0	14032
2014	No. of Vessels	135	92	115	12	4	0	358
	GT	1023	2631	5316	100	20	0	9090
	DWT	1285	3328	9126	135	11	0	13885
2015	No. of Vessels	138	88	117	25	5	0	373
	GT	1164	2380	5281	155	26	0	9006
	DWT	1523	2954	9071	208	12	0	13768
2016	No. of Vessels	155	85	128	30	5	0	403
	GT	1584	2317	5812	168	26	0	9907
	DWT	2310	2861	10007	225	12	0	15415
2017	No. of Vessels	183	82	141	31	6	0	443
	GT	1961	2162	6559	171	30	0	10883
	DWT	2909	2725	11311	228	12	0	17185
2018	No. of Vessels	191	80	144	34	7	0	456
	GT	2213	2078	6619	257	37	0	11204
	DWT	3270	2580	11309	369	14	0	17542
2019	No. of Vessels	189	77	150	35	6	0	457
	GT	2207	2006	6766	259	28	0	11266
	DWT	3261	2472	11630	373	5	0	17741
2020	No. of Vessels	190	78	160	31	6	0	465
	GT	2192	1998	7045	75	28	0	11338
	DWT	3231	2454	12070	78	5	0	17838
2021	No. of Vessels	191	76	159	32	6	0	464
	GT	2291	2034	7005	75	28	0	11433
	DWT	3375	2532	11704	78	5	0	17694
2022	No. of Vessels	202	73	167	36	8	0	486
	GT	2466	1949	7462	201	35	0	12113
	DWT	3690	2533	12434	243	6	0	18906

Source : D.G. Shipping, M/o Ports, Shipping & Waterways

- \* : Includes Barges, Bulk Carriers, Cellular Containers, Container Ship, Dredgers, General Cargo, Hooper Dredger, Mir BC, Motorship, MPSV, Ro-Ro Container Vessels, Supply Vessels and Tugs.
- #: Includes AHTS, Cement Carrier, Research Vessels and Well Stimulation.
- @ : Includes Acid Carriers, Gas Carriers, Chemical Tanker, LPG Carriers and LPG Tankers.
- \$ : Includes others (Offshore supply vessel, Offshore Support Vessel and Product Tankers).
- \*\* : Includes Passenger services & Passenger vessel

**Table 2.2**  
**Growth of Overseas Fleet - By Size of Vessels ( As on 31st December )**

('000 GT)

Year	Item	Size								Total
		Below 999	1000- 4999	5000- 9999	10000- 19999	20000- 34999	35000- 49999	50000- 84999	85000 & Above	
(1)	(2)	(3)	(4)	(5)	(6)	(7)	(8)	(9)	(10)	(11)
1994	No. of Vessels	1	11	12	97	66	27	15	2	231
	GT	1	44	106	1407	1667	1117	1059	264	5665
1995	No. of Vessels	1	10	9	104	80	28	17	2	251
	GT	Neg.	39	75	1548	2009	1148	1221	264	6304
1996	No. of Vessels	1	7	9	103	87	23	22	1	253
	GT	Neg.	25	75	1555	2189	901	1462	140	6347
1997	No. of Vessels	1	6	7	98	86	24	21	1	244
	GT	Neg.	22	56	1499	2179	940	1389	139	6224
1998	No. of Vessels	1	8	6	87	89	24	21	1	237
	GT	Neg.	26	46	1326	2263	940	1390	140	6131
1999	No. of Vessels	1	9	5	89	88	23	25	1	241
	GT	Neg.	30	41	1363	2249	898	1652	140	6373
2000	No. of Vessels	1	10	5	81	92	29	19	-	237
	GT	Neg.	35	40	1251	2352	1150	1416	-	6244
2001	No. of Vessels	1	10	5	70	90	31	21	-	228
	GT	Neg.	35	40	1108	2310	1268	1476	-	6237
2002	No. of Vessels	1	9	6	53	78	25	21	-	193
	GT	Neg.	27	39	833	2013	1025	1465	-	5402
2003	No. of Vessels	1	12	6	49	70	26	32	-	196
	GT	Neg.	35	39	774	1817	1061	2091	-	5817
2004	No. of Vessels	1	17	7	48	76	22	40	4	215
	GT	Neg.	47	46	755	1972	855	2615	603	6893
2005	No. of Vessels	6	22	13	42	81	24	43	5	236
	GT	2	57	60	730	2143	890	2774	769	7427
2006	No. of Vessels	7	36	9	42	81	25	45	5	250
	GT	3	86	61	666	2028	1042	2919	772	7577
2007	No. of Vessels	10	44	12	43	82	33	48	5	277
	GT	4	113	79	694	2150	1258	3126	711	8136
2008	No. of Vessels	10	57	17	42	85	33	46	6	296
	GT	5	153	114	668	2240	1296	2996	874	8346
2009	No. of Vessels	14	74	20	37	78	35	47	7	312
	GT	7	201	140	594	2089	1379	3053	1036	8499

**Table 2.2**  
**Growth of Overseas Fleet - By Size of Vessels ( As on 31st December )**

		('000 GT)								
Year	Item	Size								Total
		Below 999	1000- 4999	5000- 9999	10000- 19999	20000- 34999	35000- 49999	50000- 84999	85000 & Above	
(1)	(2)	(3)	(4)	(5)	(6)	(7)	(8)	(9)	(10)	(11)
2010	No. of Vessels	15	79	25	38	83	43	50	7	340
	GT	7	216	182	614	2243	1708	3208	974	9152
2011	No. of Vessels	24	83	28	36	91	48	54	8	372
	GT	12	229	203	573	2520	1938	3476	1062	10013
2012	No. of Vessels	26	82	29	31	79	43	52	8	350
	GT	12	218	209	482	2205	1792	3351	1062	9331
2013	No. of Vessels	28	96	30	29	79	44	50	8	364
	GT	13	239	217	441	2202	1838	3235	1062	9247
2014	No. of Vessels	29	95	29	26	77	46	48	8	358
	GT	12	262	230	444	2221	1870	2990	977	9006
2015	No. of Vessels	28	106	32	29	80	45	46	7	373
	GT	12	262	230	444	2221	1870	2990	977	9006
2016	No. of Vessels	30	114	34	30	85	52	50	8	403
	GT	13	285	245	459	2358	2172	3305	1070	9907
2017	No. of Vessels	30	132	35	32	96	56	53	9	443
	GT	13	331	260	484	2652	2343	3572	1228	10883
2018	No. of Vessels	30	128	43	33	97	65	51	9	456
	GT	13	320	309	495	2670	2729	3440	1228	11204
2019	No. of Vessels	29	128	42	31	104	63	51	9	457
	GT	13	316	299	468	2855	2648	3440	1228	11266
2020	No. of Vessels	28	134	44	30	105	64	51	9	465
	GT	12	327	312	447	2895	2698	3419	1228	11338
2021	No. of Vessels	28	131	39	30	109	70	47	10	464
	GT	12	315	272	447	3001	2974	3124	1290	11435
2022	No. of Vessels	39	130	37	31	112	79	46	12	486
	GT	17	312	253	457	3078	3381	3047	1568	12113

Source : D.G. Shipping, M/o Ports, Shipping & Waterways

**Table 2.3**  
**Growth of Overseas Fleet - By Age of Vessels ( As on 31st December)**

('000 GT)

Year	Item	Age Group ( in Years )					
		Upto 5	6-10	11-15	16 - 20	Over 20	Total
(1)	(2)	(3)	(4)	(5)	(6)	(7)	(8)
1994	No. of vessels	27	37	75	64	28	231
	GT	1038	998	1499	1601	529	5665
1995	No. of vessels	27	29	94	68	33	251
	GT	1142	785	2101	1345	931	6304
1996	No. of vessels	23	25	92	70	43	253
	GT	908	827	2257	1196	1159	6347
1997	No. of vessels	18	26	82	66	52	244
	GT	709	933	2086	1230	1266	6224
1998	No. of vessels	18	28	64	64	63	237
	GT	678	942	1734	1181	1596	6131
1999	No. of vessels	16	32	46	81	66	241
	GT	603	1280	1209	1714	1567	6373
2000	No. of vessels	12	32	30	89	74	237
	GT	377	1404	794	2135	1534	6244
2001	No. of vessels	12	27	25	90	74	228
	GT	390	1171	806	2268	1602	6237
2002	No. of vessels	10	21	25	68	69	193
	GT	400	722	993	1783	1504	5402
2003	No. of vessels	12	21	28	61	74	196
	GT	633	687	1024	1800	1673	5817
2004	No. of vessels	17	20	35	53	90	215
	GT	779	753	1687	1723	1951	6893
2005	No. of vessels	28	24	33	38	113	236
	GT	1352	606	1369	1425	2674	7427
2006	No. of vessels	36	19	32	32	131	250
	GT	1564	555	1273	1004	3181	7577
2007	No. of vessels	51	24	36	36	130	277
	GT	1904	767	1278	1099	3088	8136
2008	No. of vessels	70	25	32	38	131	296
	GT	2371	811	1178	940	3046	8346
2009	No. of vessels	83	27	31	42	129	312
	GT	2270	1100	1065	1019	3045	8499

**Table 2.3**  
**Growth of Overseas Fleet - By Age of Vessels ( As on 31st December)**

		('000 GT)					
Year	Item	Age Group ( in Years )					Total
		Upto 5	6-10	11-15	16 - 20	Over 20	
(1)	(2)	(3)	(4)	(5)	(6)	(7)	(8)
2010	No. of vessels	101	30	33	51	125	340
	GT	2793	1176	1045	1256	2882	9152
2011	No. of vessels	116	39	35	54	128	372
	GT	2764	1766	1076	1444	2963	10013
2012	No. of vessels	115	49	35	45	106	350
	GT	2977	1962	976	1281	2135	9331
2013	No. of vessels	124	54	36	37	113	364
	GT	2849	1901	1066	1172	2259	9247
2014	No. of vessels	104	64	37	39	114	358
	GT	2258	2014	1386	1219	2213	9090
2015	No. of vessels	89	79	37	46	122	373
	GT	1812	2234	1356	1137	2466	9006
2016	No. of vessels	74	91	43	62	133	403
	GT	1479	1956	1909	1701	2862	9907
2017	No. of vessels	58	110	60	69	146	443
	GT	853	2758	2076	2106	3090	10883
2018	No. of vessels	34	124	70	70	158	456
	GT	403	2968	2317	2263	3253	11204
2019	No. of vessels	25	113	80	73	166	457
	GT	336	2582	2343	2554	3452	11266
2020	No. of vessels	24	94	97	71	179	465
	GT	321	2133	2660	2547	3676	11338
2021	No. of vessels	19	80	111	76	178	464
	GT	380	1780	2778	2847	3650	11435
2022	No. of vessels	20	57	130	95	184	486
	GT	343	1161	3531	3235	3843	12113

Source : D.G. Shipping, M/o Ports, Shipping & Waterways

**Table 2.4**  
**Overseas Fleet-By Type and Age of Vessels (As on 31st December,2022)**

Type/Age	Upto 5 Yrs.	6-10 Yrs	11-15 Yrs	16-20 Yrs	Above 20 Yrs	Total
(1)	(2)	(3)	(4)	(5)	(6)	(7)
<b>ACID CARRIERS</b>						
NO	0	0	0	0	1	1
GT	0	0	0	0	11712	11712
<b>AHTS</b>						
NO	0	3	1	1	0	5
GT	0	5461	2430	1864	0	9755
<b>BARGE</b>						
NO	0	3	0	1	0	4
GT	0	8515	0	1110	0	9625
<b>BC</b>						
NO	3	10	11	6	6	36
GT	51171	479762	239467	225035	230391	1225826
<b>CELLULAR CONTAINER VESSEL</b>						
NO	0	0	0	6	20	26
GT	0	0	0	175199	307759	482958
<b>CEMENT CARRIER</b>						
NO	1	0	0	0	0	1
GT	14655	0	0	0	0	14655
<b>CHEMICAL TANKER</b>						
NO	0	2	0	0	1	3
GT	0	41213	0	0	21165	62378
<b>CONTAINER SHIP</b>						
NO	0	0	1	3	2	6
GT	0	0	9956	106580	43971	160507
<b>DREDGER</b>						
NO	0	0	3	1	2	6
GT	0	0	15774	4382	10042	30198
<b>DRY CARGO BULK CARRIER</b>						
NO	2	9	14	8	33	66
GT	10529	376361	537423	340284	656733	1921330

Table 2.4 (Contd...)

## Overseas Fleet-By Type and Age of Vessels (As on 31st December,2022)

Type/Age	Upto 5 Yrs.	6-10 Yrs	11-15 Yrs	16-20 Yrs	Above 20 Yrs	Total
(1)	(2)	(3)	(4)	(5)	(6)	(7)
<b>DRY CARGO LINER</b>						
NO	1	0	4	2	13	20
GT	5833	0	102278	8559	164976	281646
<b>GAS CARRIER</b>						
NO	0	0	5	3	1	9
GT	0	0	239219	118888	46506	404613
<b>GENERAL CARGO SHIP</b>						
NO	1	0	2	1	1	5
GT	1207	0	9676	12993	5582	29458
<b>HOPPER DREDGER</b>						
NO	1	0	1	0	2	4
GT	8294	0	4337	0	19935	32566
<b>LNG CARRIER</b>						
NO	1	0	0	0	0	1
GT	117514	0	0	0	0	117514
<b>LPG CARRIERS</b>						
NO	0	0	5	0	8	13
GT	0	0	234662	0	237331	471993
<b>LPG TANKER</b>						
NO	0	0	2	2	0	4
GT	0	0	93201	46006	0	139207
<b>MPSV</b>						
NO	0	1	0	0	0	1
GT	0	1354	0	0	0	1354
<b>OFFSHORE SUPPLY VESSEL</b>						
NO	0	11	8	4	9	32
GT	0	30453	17694	8279	18783	75209
<b>OFFSHORE SUPPORT VESSEL</b>						
NO	2	0	0	0	2	4
GT	119820	0	0	0	6042	125862



Table 2.4 (Contd...)

## Overseas Fleet-By Type and Age of Vessels (As on 31st December,2022)

Type/Age	Upto 5 Yrs.	6-10 Yrs	11-15 Yrs	16-20 Yrs	Above 20 Yrs	Total
(1)	(2)	(3)	(4)	(5)	(6)	(7)
<b>OIL TANKER (CRUDE)</b>						
NO	0	1	21	22	22	66
GT	0	59024	1281252	1428557	973228	3742061
<b>OIL TANKER (PC)</b>						
NO	0	3	12	21	34	70
GT	0	121540	654650	741214	994696	2512100
<b>PASSENGER CUM CARGO</b>						
NO	1	0	1	1	1	4
GT	6829	0	8402	449	1269	16949
<b>PASSENGER SERVICE</b>						
NO	0	1	0	0	2	3
GT	0	5938	0	0	4979	10917
<b>PASSENGER VESSEL</b>						
NO	0	0	0	0	1	1
GT	0	0	0	0	6865	6865
<b>RO - RO CONTAINER VESSELS</b>						
NO	0	0	0	0	3	3
GT	0	0	0	0	34336	34336
<b>SUPPLY VESSEL</b>						
NO	2	6	21	7	9	45
GT	5347	19863	68079	11689	33636	138614
<b>TUG</b>						
NO	5	7	18	6	10	46
GT	2120	10943	12031	4221	9763	39078
<b>WELL STIMULATION VESSEL</b>						
NO	0	0	0	0	1	1
GT	0	0	0	0	3753	3753
<b>TOTAL</b>						
<b>NO</b>	<b>20</b>	<b>57</b>	<b>130</b>	<b>95</b>	<b>184</b>	<b>486</b>
<b>GRT</b>	<b>343319</b>	<b>1160427</b>	<b>3530531</b>	<b>3235309</b>	<b>3843453</b>	<b>12113039</b>

Table 2.5

## Overseas Fleet-By Type and Size of Vessels (As on 31st December,2022)

Type/Size	Below 999	1000- 4999	5000- 9999	10000- 19999	20000- 34999	35000- 49999	50000- 84999	85000 above	Total
(1)	(2)	(3)	(4)	(5)	(6)	(7)	(8)	(9)	(10)
<b>ACID CARRIERS</b>									
NO	0	0	0	1	0	0	0	0	1
GT	0	0	0	11712	0	0	0	0	11712
<b>AHTS</b>									
NO	0	5	0	0	0	0	0	0	5
GT	0	9755	0	0	0	0	0	0	9755
<b>BARGE</b>									
NO	0	3	1	0	0	0	0	0	4
GT	0	4103	5522	0	0	0	0	0	9625
<b>BC</b>									
NO	0	5	2	0	8	19	0	2	36
GT	0	11487	10386	0	223226	795345	0	185382	1225826
<b>CELLULAR CONTAINER VESSEL</b>									
NO	0	2	4	10	7	3	0	0	26
GT	0	9641	27573	155439	172809	117496	0	0	482958
<b>CEMENT CARRIER</b>									
NO	0	0	0	1	0	0	0	0	1
GT	0	0	0	14655	0	0	0	0	14655
<b>CHEMICAL TANKER</b>									
NO	0	0	0	1	2	0	0	0	3
GT	0	0	0	11246	51132	0	0	0	62378
<b>CONTAINER SHIP</b>									
NO	0	0	1	1	2	2	0	0	6
GT	0	0	9956	18602	55416	76533	0	0	160507
<b>DREDGER</b>									

Table 2.5 (Contd...)

## Overseas Fleet-By Type and Size of Vessels (As on 31st December,2022)

Type/Size	Below 999	1000- 4999	5000- 9999	10000- 19999	20000- 34999	35000- 49999	50000- 84999	85000 above	Total
(1)	(2)	(3)	(4)	(5)	(6)	(7)	(8)	(9)	(10)
NO	1	3	2	0	0	0	0	0	6
GT	402	13966	15830	0	0	0	0	0	30198
<b>DRY CARGO BULK CARRIER</b>									
NO	1	9	4	3	25	22	1	1	66
GT	992	23282	22353	49801	742786	912323	81396	88397	1921330
<b>DRY CARGO LINER</b>									
NO	0	9	5	3	0	2	0	1	20
GT	0	30940	34635	37062	0	87358	0	91651	281646
<b>GAS CARRIER</b>									
NO	0	0	0	0	1	8	0	0	9
GT	0	0	0	0	22943	381670	0	0	404613
<b>GENERAL CARGO SHIP</b>									
NO	0	2	2	1	0	0	0	0	5
GT	0	2476	13989	12993	0	0	0	0	29458
<b>HOPPER DREDGER</b>									
NO	0	1	2	1	0	0	0	0	4
GT	0	4337	16199	12030	0	0	0	0	32566
<b>LNG CARRIER</b>									
NO	0	0	0	0	0	0	0	1	1
GT	0	0	0	0	0	0	0	117514	117514
<b>LPG CARRIERS</b>									
NO	0	0	0	1	5	7	0	0	13
GT	0	0	0	10692	135848	325453	0	0	471993
<b>LPG TANKER</b>									

Table 2.5 (Contd...)

## Overseas Fleet-By Type and Size of Vessels (As on 31st December,2022)

Type/Size	Below 999	1000- 4999	5000- 9999	10000- 19999	20000- 34999	35000- 49999	50000- 84999	85000 above	Total
(1)	(2)	(3)	(4)	(5)	(6)	(7)	(8)	(9)	(10)
NO	0	0	0	0	2	2	0	0	4
GT	0	0	0	0	46006	93201	0	0	139207
<b>MPSV</b>									
NO	0	1	0	0	0	0	0	0	1
GT	0	1354	0	0	0	0	0	0	1354
<b>OFFSHORE SUPPLY VESSEL</b>									
NO	0	32	0	0	0	0	0	0	32
GT	0	75209	0	0	0	0	0	0	75209
<b>OFFSHORE SUPPORT VESSEL</b>									
NO	0	3	0	0	0	0	0	1	4
GT	0	8002	0	0	0	0	0	117860	125862
<b>OIL TANKER (CRUDE)</b>									
NO	0	0	1	2	18	8	33	4	66
GT	0	0	5998	37505	497158	338608	2219122	643670	3742061
<b>OIL TANKER (PC)</b>									
NO	0	0	6	3	41	6	12	2	70
GT	0	0	42793	46433	1100498	252646	746112	323618	2512100
<b>PASSENGER CUM CARGO</b>									
NO	1	1	2	0	0	0	0	0	4
GT	449	1269	15231	0	0	0	0	0	16949
<b>PASSENGER SERVICE</b>									
NO	1	1	1	0	0	0	0	0	3
GT	140	4839	5938	0	0	0	0	0	10917
<b>PASSENGER VESSEL</b>									

Table 2.5 (Contd...)

## Overseas Fleet-By Type and Size of Vessels (As on 31st December,2022)

Type/Size	Below 999	1000- 4999	5000- 9999	10000- 19999	20000- 34999	35000- 49999	50000- 84999	85000 above	Total
(1)	(2)	(3)	(4)	(5)	(6)	(7)	(8)	(9)	(10)
NO	0	0	1	0	0	0	0	0	1
GT	0	0	6865	0	0	0	0	0	6865
<b>RO - RO CONTAINER VESSELS</b>									
NO	0	0	1	2	0	0	0	0	3
GT	0	0	6942	27394	0	0	0	0	34336
<b>SUPPLY VESSEL</b>									
NO	3	38	2	1	1	0	0	0	45
GT	1405	82631	12829	11121	30628	0	0	0	138614
<b>TUG</b>									
NO	32	14	0	0	0	0	0	0	46
GT	13603	25475	0	0	0	0	0	0	39078
<b>WELL STIMULATION VESSEL</b>									
NO	0	1	0	0	0	0	0	0	1
GT	0	3753	0	0	0	0	0	0	3753
<b>TOTAL</b>									
<b>NO</b>	<b>39</b>	<b>130</b>	<b>37</b>	<b>31</b>	<b>112</b>	<b>79</b>	<b>46</b>	<b>12</b>	<b>486</b>
<b>GRT</b>	<b>16991</b>	<b>312519</b>	<b>253039</b>	<b>456685</b>	<b>3078450</b>	<b>3380633</b>	<b>3046630</b>	<b>1568092</b>	<b>12113039</b>

**Table 2.6**

**Overseas Fleet-By Age and Size Vessels (As on 31st December,2022)**

<b>Age/Size</b>	<b>Below 999</b>	<b>1000- 4999</b>	<b>5000- 9999</b>	<b>10000- 19999</b>	<b>20000- 34999</b>	<b>35000- 49999</b>	<b>50000- 84999</b>	<b>85000 above</b>	<b>Total</b>
<b>(1)</b>	<b>(2)</b>	<b>(3)</b>	<b>(4)</b>	<b>(5)</b>	<b>(6)</b>	<b>(7)</b>	<b>(8)</b>	<b>(9)</b>	<b>(10)</b>
<b>Upto 5 Yrs.</b>									
NO	5	6	5	1	0	1	0	2	<b>20</b>
GT	2120	15558	31485	14655	0	44127	0	235374	<b>343319</b>
<b>6 to 10 Yrs.</b>									
NO	2	27	3	2	5	15	2	1	<b>57</b>
GT	916	63600	18011	22629	156911	665847	140358	92155	<b>1160427</b>
<b>11 to 15 Yrs.</b>									
NO	16	38	8	1	23	27	12	5	<b>130</b>
GT	6910	82329	58261	19785	697813	1210676	788465	666292	<b>3530531</b>
<b>16 to 20 Yrs.</b>									
NO	7	15	3	2	33	17	15	3	<b>95</b>
GT	2701	31839	22715	29138	910285	703947	1052064	482620	<b>3235309</b>
<b>Above 20 Yrs.</b>									
NO	9	44	18	25	51	19	17	1	<b>184</b>
GT	4344	119193	122567	370478	1313441	756036	1065743	91651	<b>3843453</b>
<b>Total</b>									
NO	<b>39</b>	<b>130</b>	<b>37</b>	<b>31</b>	<b>112</b>	<b>79</b>	<b>46</b>	<b>12</b>	<b>486</b>
GT	<b>16991</b>	<b>312519</b>	<b>253039</b>	<b>456685</b>	<b>3078450</b>	<b>3380633</b>	<b>3046630</b>	<b>1568092</b>	<b>12113039</b>

**Table 2.7**  
**Overseas Fleet - By Number of Ships & Tonnage Owned**  
**( As on 31st December )**

Tonnage	('000 GT)					
	Number of Ships			Total Tonnage		
	2020	2021	2022	2020	2021	2022
(1)	(2)	(3)	(4)	(5)	(6)	(7)
Upto 1.0	28	28	39	12	12	17
1.0 - 5.0	134	131	130	327	315	313
5.0 - 10.0	44	39	37	312	272	253
10.0 - 20.0	30	30	31	447	447	457
20.0 - 30.0	82	84	87	2151	2196	2273
30.0 - 40.0	41	43	43	1431	1488	1490
40.0 - 50.0	46	52	61	2010	2290	2694
50.0 - 60.0	21	20	20	1176	1118	1118
60.0 - 70.0	10	10	10	629	629	629
70.0 - 80.0	7	4	3	554	316	239
80.0 - 90.0	14	14	14	1150	1150	1150
90.0 - 100.0	2	2	3	185	277	277
100.0 & above	6	6	8	954	925	1203
<b>Total</b>	<b>465</b>	<b>463</b>	<b>486</b>	<b>11338</b>	<b>11435</b>	<b>12113</b>

Source : D.G. Shipping, M/o Ports, Shipping & Waterways

**Table 2.8**  
**Overseas Fleet - By Number of Companies and Tonnage Owned**  
**( As on 31st December )**

('000 GT)

Number of Ships Owned	Number of Companies			Total Tonnage Owned		
	2020	2021	2022	2020	2021	2022
(1)	(2)	(3)	(4)	(5)	(6)	(7)
1	95	101	103	1069	1094	1240
2	33	31	34	938	974	963
3	5	5	7	310	175	307
4	7	5	5	674	639	599
5	2	4	4	127	346	93
6	3	2	2	268	198	320
7	2	2	2	495	601	793
8	1	1	2	251	251	630
9	1	1	1	325	325	325
10	-	-	-	-	-	-
12	1	1	-	21	21	-
13	-	-	3	-	-	103
14	1	2	-	35	85	-
15	-	-	-	-	-	-
16	3	1	1	949	608	608
17	-	-	-	-	-	-
18	-	1	-	-	336	-
19	-	-	1	-	-	341
22	1	-	-	805	-	-
25	-	1	-	-	852	-
26	-	-	1	-	-	882
46	-	-	1	-	-	2061
47	-	1	-	-	2083	-
48	-	-	-	-	-	-
49	1	-	-	2223	-	-
57	1	1	1	2848	2848	2848
59	-	-	-	-	-	-
<b>Total</b>	<b>157</b>	<b>160</b>	<b>168</b>	<b>11338</b>	<b>11436</b>	<b>12113</b>

Source : D.G. Shipping, M/o Ports, Shipping & Waterways



Table 2.9

## Indian Shipping companies registered for Overseas Trade (As on 31st December,2022)

SL No	Name of the Company	No of Vessels	Total GT	Total DWT
(1)	(2)	(3)	(4)	(5)
1	A.K. SHIP MGMT.& SERVICES	1	458	362
2	ABS MARINE SERVICES PVT. LTD.	1	1995	1700
3	ACADEMY OF MARINE EDUCATION & TRAINING	1	16546	0
4	ACS MARINE SERVICES P.LTD.	1	38888	74005
5	ADANI HARBOUR SERVICES P. LTD.	5	2382	1412
6	AFFABLE FISHERIES PVT. LTD.	1	281	0
7	ALBATROSS SHIPPING AGENCIES	1	341	0
8	ALPHARD MARITIME PVT LTD	2	2703	2769
9	AMAZE MARINE SERVICES	1	140	76
10	AMNS SHIPPING & LOGISTICS P.LTD.	2	88530	163332
11	ANDAMAN & NICOBAR ADMINISTRATION	2	9671	1411
12	ANGRIYA SEA EAGLE P. LTD.	1	6865	1508
13	APEEJAY SHIPPING LTD.	9	324922	522338
14	ARC OFFSHORE (I) P.LTD.	1	363	0
15	ARCADIA SHIPPING CO. LTD.	2	57159	102400
16	ARYA NAUTICA P. LTD.	1	21142	31069
17	ARYA SHIP CHARTERES PVT. LTD	3	144100	261959
18	ARYA TANKERS PVT. LTD.	2	51262	80435
19	ARYA VOYAGERS PVT. LTD.	1	22181	35024
20	ASIANOL SHIPPING LTD.	1	1624	2908
21	ASM SHIPPING LTD.	1	18101	30990
22	B.G. SHIKRE CONSTRUCTION TECHNOLOGY P. LTD	2	91966	168095
23	BABAJI SHIVRAM CLEARING & CARRIERS PVT. LTD.	1	1230	1213
24	BAKER HUGHES OILFIELD SERVICES INDIA PVT. LTD.	1	3753	0
25	BANGAR SHIPPING & LOGISTICS	1	4317	4497
26	BHAMBHANI SHIPPING PVT. LTD.	1	1971	3115
27	BHARAT MARINES CO. INDIA LTD CHENNAI	1	6013	8447
28	BULK TAINER SHIPPING LTD.	2	7944	9124
29	BW GLOBAL UNITED LPG INDIA P. LTD.	8	379511	453867
30	CAN OFF-SHORE PVT. LTD.	1	2052	2680
31	CASTLE SHIPS PVT. LTD.	6	126365	196331
32	CHAMBAL FERTILIZERS & CHEMICAL	2	112124	201913
33	CHOWGULE STEAMSHIPS CO. LTD.	1	19785	32080
34	COASTAL MARINE CONSTRUCTION & ENGG. LTD.	3	5397	4551
35	CONTINENTAL RADIANCE OFFSHORE LTD	2	4602	3366

Table 2.9 (Contd...)

## Indian Shipping companies registered for Overseas Trade (As on 31st December,2022)

SL No	Name of the Company	No of Vessels	Total GT	Total DWT
(1)	(2)	(3)	(4)	(5)
36	CPT PROJECTS P.LTD.	1	2177	3244
37	DIRECTOR OF SHIPPING SERVICES, A&N	2	7278	1591
38	DOEHLE DANUATIC (I) PVT. LTD.	1	28226	45999
39	DULAM INTERNATIONAL PVT. LTD.	1	3204	2100
40	EASTERN BULK CO.LTD.	1	2612	3578
41	ELLON HINENGO LTD.	1	1557	2301
42	EROS SEA LOGISTICS PVT. LTD.	2	10386	15632
43	ESSAR BULK TERMINALS LTD	1	4382	5236
44	ESSAR SHIPPING LTD.	3	92733	166089
45	FARWAY BARGE OPERATIONS P. LTD.	1	1594	2048
46	FIRST OIL & GAS SERVICES P. LTD	1	2426	3035
47	FIVE STAR BULK CARRIERS PVT LTD	4	205881	228434
48	GATI COAST TO COAST	2	10086	12763
49	GATI LTD	1	7869	10730
50	GEOLOGICAL SURVEY OF INDIA LTD.	1	6551	3689
51	GLOBAL OFFSHORE SERVICES LTD	5	9681	12417
52	GLORY SHIP MANAGEMENT PVT. LTD.	1	1972	3096
53	GOOD EARTH MARITIME LTD.	1	31734	55882
54	GOVERNMENT OF KERALA	1	402	0
55	GREAT EASTERN SHIPPING CO. LTD.	46	2060643	3275363
56	GREAT OFFSHORE LTD.	3	11018	12213
57	GREAT SHIP (INDIA) LTD.	13	32138	28831
58	GREAT UNITED ENERGY PVT. LTD.	1	2145	0
59	GU CRUDE CARRIERS PVT. LTD	1	14655	22701
60	HAL OFFSHORE LTD	1	4703	5825
61	HIND OFFSHORE	2	3591	3869
62	I MARINE INFRATECH (I) PVT. LTD.	1	472	0
63	IGOPL OFFSHORE PVT. LTD.	1	3700	1909
64	INDIAN OCEAN SHIPPING PVT. LTD.	2	50306	78425
65	INTEGRITY SHIPS PVT. LTD	1	5973	10314
66	INTERNATIONAL SEAPORT DREDGING PVT LTD.	1	7905	12948
67	INTERSEA MARITIME LTD.	1	38888	74117
68	ISPAT INDUSTRIES LTD	1	15575	26432
69	ITT LINES PVT. LTD	1	2546	3469
70	J.M. BAXI HEAVY P.LTD.	2	446	310

Table 2.9 (Contd...)

## Indian Shipping companies registered for Overseas Trade (As on 31st December,2022)

SL No	Name of the Company	No of Vessels	Total GT	Total DWT
(1)	(2)	(3)	(4)	(5)
71	JAYESH SHIPPING PVT LTD.	2	2982	2601
72	JINDAL ITF LTD.	3	40273	74656
73	JINDAL WATERWAYS LTD.	5	31456	30169
74	JSW JAIGARH PORT LTD.	2	10529	15865
75	JSW SHIPPING & LOGISTICS PVT. LTD.	1	5833	8057
76	K LINE (INDIA) SHIPPING PVT. LTD.	1	33096	58849
77	K SHIP MGMT & SERVICES	1	432	0
78	KEI-RSOS MARITIME LTD.	1	1206	1244
79	KIN-SHIP SERVICES PVT. LTD.	1	4317	4499
80	KRISHNA MARITECH	1	3133	4354
81	L & T SAPURA SHIPPING PVT. LTD.	1	30628	0
82	LEWEK ALTER SHIPPING	1	2615	0
83	LIBRUS ENERGY & INFRA. P.LTD.	1	1808	1505
84	LILY MARITIME LTD.	1	1677	1511
85	LMCS MARITIME PVT. LTD.	1	78845	150709
86	M PALLONJI & CO. Pvt. Ltd.	1	2838	2611
87	M. PALLONJI SHIPPING PVT. LTD.	2	67446	121587
88	M.P. RECYCLING CO. PVT. LTD.	1	20378	29990
89	MAHI MARINE PVT. LTD.	4	136604	171355
90	MAK LOGISTICS PVT. LTD.	1	1175	2099
91	MANNA SHIPPING & LOGISTICS P.LTD.	1	1864	2117
92	MARIA OFFSHORE INTERNATIONAL LLP	1	1079	880
93	MEENAKSHI FISHING & TRADING CO.	1	6209	0
94	MERCATOR LINES LTD.	16	607767	1066564
95	MIDAS TANKERS P. LTD.	1	21165	33540
96	MODEST INFRASTRUCTURE LTD.	1	1226	0
97	MP OFFSHORE PVT. LTD	1	2152	3321
98	MUNDRA PORT AND SPECIAL ECONOMIC ZONE LTD	1	4977	1087
99	NATIONAL INSTITUTE OF OCEAN TECHNOLOGY	2	5219	1607
100	NAVAYUGA ENGINEERING CO. LTD	2	10797	14382
101	NEW ERA SHIPPING LTD. GOA	1	1593	2183
102	OCEAN DIVING CENTRE LTD	1	380	593
103	OCEAN SPARKLE LTD.	4	1683	514
104	OIL & NATURAL GAS COMM. LTD.	2	3662	4335
105	ORIENT EXPRESS SHIP MANAGEMENT	2	25544	34309

Table 2.9 (Contd...)

## Indian Shipping companies registered for Overseas Trade (As on 31st December,2022)

SL No	Name of the Company	No of Vessels	Total GT	Total DWT
(1)	(2)	(3)	(4)	(5)
106	ORION OFFSHORE SERVICES PVT LTD.	1	487	464
107	PADMANABHA SHIPPING P.LTD.	1	1592	2183
108	PCL SHIPPING PVT. LTD	1	38877	75477
109	PEARL SHIPS LTD.	1	23797	39316
110	PFS SHIPPING INDIA LTD.	2	70001	132142
111	PIDILITE IND. LTD.	1	45	14
112	POLESTAR MARITIME LTD.	1	468	288
113	PRATIBHA SHIPPING LTD.	8	250978	441510
114	PRINCE MARINE TRANSPORT SERVICES	1	2014	1500
115	PROSPECTS SHIPPING PVT LTD.	1	14441	17550
116	RADIANT SHIPPING LTD.	4	90551	149366
117	RAJ SHIPPING AGENCIES LTD.	3	6382	8150
118	RAREFIELD SHIPPING PVT. LTD.	1	7662	0
119	RELIANCE INDUSTRIES LTD.	1	117860	157259
120	RISHI SHIPPING	1	1783	2659
121	S.R. OFFSHORE P. LTD.	1	1110	2060
122	S.S. OFFSHORE PVT. LTD.	2	2838	3364
123	SAI SHIPPING COMPANY P. LTD	1	13066	20567
124	SAKTHI SHIPPING SERVICES (I) PVT. LTD.	1	2653	3677
125	SAKURA ENERGY TRANSPORT LTD.	7	522834	874650
126	SALGAOCAR MINING LTD.	1	34920	58635
127	SAMSON MARITIME LTD.	13	24265	15596
128	SANGHI INDUSTRIES LTD.	2	7044	8800
129	SANMAR SHIPPING LTD.	6	193384	327064
130	SARAT CHATTERJEE & CO. (V) P. LTD	1	46398	85926
131	SEA GLITTERS OFFSHORE P. LTD.	1	253	0
132	SEASTAR & AMBA SHIPPING P. LTD.	1	193	0
133	SEAWAYS SHIPPING LIMITED	2	23996	28280
134	SERENE GREEN SHIPPING P.LTD.	1	28048	45861
135	SEROS SHIPPING P. LTD.	1	30018	53169
136	SESA STERLITE LTD.	1	5522	3519
137	SEVEN ISLAND SHIPPING LTD	26	882447	1503076
138	SHANTI SAGAR INTERNATIONAL DREDGING P LTD	2	12631	7170
139	SHIPPING CORPN. OF INDIA	57	2847901	4729312
140	SHIVANSH OFFSHORE AND MARINE SERVICES PVT. LTD.	1	964	860

Table 2.9 (Contd...)

## Indian Shipping companies registered for Overseas Trade (As on 31st December,2022)

SL No	Name of the Company	No of Vessels	Total GT	Total DWT
(1)	(2)	(3)	(4)	(5)
141	SHOFT INDUSTRIES PVT. LTD.	1	1207	1625
142	SHREE KRISHNA STEVEDON PVT. LTD.	1	1269	2168
143	SHREYAS SHIPPING & LOGISTICS LTD	19	340620	443341
144	SICAL SHIPPING LIMITED.	1	11712	17465
145	SIMA MARINE (INDIA) PVT. LTD.	2	77555	100890
146	SOUTH EAST ASIA MARINE ENGG. & CONST. LTD.	2	32090	38575
147	SPARKLE PORT SERVICES LTD.	1	493	0
148	SPS MARINE P. LTD.	1	5582	0
149	SULA SHIPPING & LOGISTICS PVT. LTD.	1	40504	0
150	SVITZER HAZIRA P. LTD.	1	350	132
151	SVS MARINE SERVICES (P) LTD.	2	2660	4400
152	TAG OFFSHORE LTD.	13	46856	42539
153	TCI SEAWAYS LTD.	5	49063	63953
154	THE INDIA CEMENT LTD., CHENNAI	2	54057	103602
155	TOLANI SHIPPING CO. LTD.	4	164289	227975
156	TRANS ASIAN SHIPPING SERVICES	2	29190	28655
157	TRANSCOASTAL CARGO & SHIPPING	1	10962	14007
158	TRITON MARITIME PVT. LTD.	2	2316	1575
159	TRITON VENTURES P. LTD.	1	1459	1335
160	TRIUMPH OFFSHORE PVT. LTD.	1	117514	97169
161	U. T. OF LAKSHADWEEP	1	5938	1200
162	UNDERWATER SERVICES COMPANY LTD.	1	1081	723
163	VAN OORD INDIA PVT. LTD.	1	12030	17299
164	VARUN GAS LOGISTICS PVT. LTD.	1	47156	54826
165	VARUN RESOURCES LTD	1	23878	27200
166	VARUN SHIPPING LTD	7	269868	401656
167	VOSTA LMG INDIA PVT. LTD.	3	6939	5098
168	ZEN SHIPPING & PORTS INDIA PVT. LTD.	2	14251	24283
<b>Total</b>		<b>486</b>	<b>12113039</b>	<b>18905815</b>

Table 2.10

## Net Addition to Overseas Fleet (During the Year 2022)

Shipping Company/Shipowner	Ship Acquired			Ship Sold/Scrapped			Net Addition	
	No	GT	Type	No	GT	Type	No	GT
(1)	(2)	(3)	(4)	(5)	(6)	(7)	(8)	(9)
ADANI HARBOUR SERVICES P. LTD.	1	495	TUG	0	0		1	495
	1	495	TUG	0	0		1	495
	1	495	TUG	0	0		1	495
AMNS SHIPPING & LOGISTICS P.LTD.	1	44265	BC	0	0		1	44265
	1	44265	BC	0	0		1	44265
B.G. SHIKRE CONSTRUCTION TECHNOLOGY P. LTD	1	45999	BC	0	0		1	45999
	1	45967	BC	0	0		1	45967
BW GLOBAL UNITED LPG INDIA P. LTD.	1	48456	LCAR	0	0		1	48456
CASTLE SHIPS PVT. LTD.	1	29268	TANP	0	0		1	29268
COASTAL MARINE CONSTRUCTION & ENGG. LTD.	1	1960	OSS	0	0		1	1960
DIRECTOR OF SHIPPING SERVICES, A&N	1	6829	PASS	0	0		1	6829
ESSAR SHIPPING LTD.	0	0		1	77655	DRB	-1	-77655
	0	0		1	7918	DRY	-1	-7918
	0	0		1	7918	DRY	-1	-7918
GREAT EASTERN SHIPPING CO. LTD.	0	0		1	22135	LCAR	-1	-22135
GREAT SHIP (INDIA) LTD.	0	0		1	3147	SV	-1	-3147
HIND OFFSHORE	0	0		1	2906	SV	-1	-2906
INTERSEA MARITIME LTD.	1	38888	BC	0	0		1	38888
JINDAL ITF LTD.	0	0		1	1368	BARG	-1	-1368
JSW SHIPPING & LOGISTICS PVT. LTD.	1	5833	DRY	0	0		1	5833
LIBRUS ENERGY & INFRA. P.LTD.	1	1808	OFF	0	0		1	1808
M. PALLONJI LOGISTICS PVT. LTD.	0	0		1	36666	BC	-1	-36666
MIDAS TANKERS P. LTD.	1	21165	CHT	0	0		1	21165
OCEAN SPARKLE LTD.	0	0		0	0	TUG		
	1	382	TUG	0	0		1	382
RELIANCE INDUSTRIES LTD.	1	117860	OSS	0	0		1	117860
SAKURA ENERGY TRANSPORT LTD.	1	47173	G.C	0	0		1	47173
	1	23003	LPGT	0	0		1	23003
	1	45811	LCAR	0	0		1	45811
	1	159840	TANC	0	0		1	159840
	1	40976	TANP	0	0		1	40976
SAMSON MARITIME LTD.	1	2921	OFF	0	0		1	2921

Table 2.10

## Net Addition to Overseas Fleet (During the Year 2022)

Shipping Company/Shipowner	Ship Acquired			Ship Sold/Scrapped			Net Addition	
	No	GT	Type	No	GT	Type	No	GT
(1)	(2)	(3)	(4)	(5)	(6)	(7)	(8)	(9)
SANMAR SHIPPING LTD.	1	10692	LCAR	0	0		1	10692
	1	42058	TANP	0	0		1	42058
SCI FORBES LIMITED	0	0		1	8625	TANP	-1	-8625
SEA GLITTERS OFFSHORE P. LTD.	1	253	TUG	0	0		1	253
SEVEN ISLAND SHIPPING LTD	0	0		1	7375	CHT	-1	-7375
	1	11383	TANP	0	0		1	11383
	0	0		1	23483	TANP	-1	-23483
	1	22184	TANP	0	0		1	22184
	1	27969	TANP	0	0		1	27969
SHAPOORJI PALLONJI FORBES SHIPPING	0	0		1	12105	TANP	-1	-12105
SHIVANSH OFFSHORE AND MARINE	1	964	TUG	0	0		1	964
M/s Svitzer Hazira Pvt. Ltd.	1	350	TUG	0	0		1	350
Mrs. Goldi S. Chand, Mrs. Kasturi Paul, Mrs. Soundarya Chaturvedi	1	140	CREW	0	0		1	140
Ocean Sparkle Ltd.	1	476	TUG	0	0		1	476
M/s Segal Shipping Services Pvt. Ltd.	0	0		1	1592	TUG	-1	-1592
M/s J.M. Baxi Heavy Pvt. Ltd.	1	197	TUG	0	0		1	197
	1	249	TUG	0	0		1	249
	33	891066		8	212887		25	678179
<b>Total</b>	<b>33</b>	<b>891066</b>		<b>8</b>	<b>212887</b>		<b>25</b>	<b>678179</b>

Table 2.11

**Prices of Fuel for Vessels Plying on International Run - Furnace Oil (till 2019 )& MFO 0.5%  
Furnace Oil (2020 onwards) \***

**(As on 31st March)**

Port	(Prices in US \$ per MT)						
	2016	2017	2018	2019	2020 **	2021	2022
(1)	(2)	(3)	(4)	(5)	(6)	(7)	(8)
1. Kandla	183.59	338.79	394.28	449.15	266.76	473.34	868.01
2. Okha	183.59	338.79	394.28	449.15	...	...	...
3. Mumbai	182.06	337.22	392.66	447.63	271.76	473.34	873.01
4. Goa	185.43	340.68	396.07	450.84	...	...	...
5. Mangalore	181.75	339.52	394.96	449.38	273.34	474.93	874.48
6. Kochi	184.13	338.56	394.20	449.76	271.76	473.34	873.01
7. Tuticorin	200.03	345.22	402.02	457.11	271.76	473.34	873.01
8. Chennai	198.82	359.55	420.53	480.13	276.76	478.34	874.01
9. Vizag	190.17	342.80	399.77	456.67	276.76	478.34	874.01
10. Kolkata	...	...	...	...	...	...	...
11. Haldia	192.93	344.77	402.11	459.71	276.76	478.34	878.01
12. Paradip	210.14	349.82	408.43	465.65	276.76	478.34	874.01
13. Port Blair	...	...	...	...	...	...	...
14. Karwar	181.75	336.75	392.18	447.48	...	...	...
15. Magdalla	...	...	...	...	...	...	...
16. Dahej	...	...	...	...	...	...	...
17. Hazira	...	...	...	...	...	...	...
18. Budge-Budge	197.31	349.27	406.55	463.88	...	...	...
19. Jamnagar	...	...	...	...	...	...	...
20. Somnathpur	208.69	360.95	418.74	475.34	...	...	...
21. Rajkot	191.98	347.41	403.13	...	...	...	...
22. Kakinada	193.20	346.64	409.11	464.73	...	...	879.01
23. GRI, Koyali	191.45	346.86	406.67	460.80	...	...	...
24. Narimanam	...	...	...	...	...	...	...
25. Mormugao	...	...	...	...	...	...	873.01

Note: Prices are Exclusive of applicable GST/VAT and delivery charges

\* :FO 180 CT has been discontinued w.e.f 03/01/2020. MFO 0.5% FO has been implemented w.e.f 01/01/2020 as per IMO directives. Reference : D.G. Shipping circular no. ENC/OPP-MARPOL -38(5)/04 dated 28/08/2019

\*\* : FO prices prior to the year 2020. MFO 0.5% FO has been implemented w.e.f 01/01/2020 as per IMO directives.

Source : Indian Oil Corporation.



Table 2.12

**Prices of Fuel for Vessels Plying on International Run - Light Diesel Oil  
(As on 31st March)**

Port	(Prices in US \$ per MT) *						
	2016	2017	2018	2019	2020 **	2021	2022
(1)	(2)	(3)	(4)	(5)	(6)	(7)	(8)
1. Kandla	...	...	...	...	...	...	...
2. Okha	...	...	...	...	...	...	...
3. Mumbai	...	...	...	...	...	...	...
4. Goa	...	...	...	...	...	...	...
5. Mangalore	...	...	...	...	...	...	...
6. Kochi	...	...	...	...	...	...	...
7. Tuticorin	...	...	...	...	...	...	...
8. Chennai	...	...	...	...	...	...	...
9. Vizag	...	...	...	...	...	...	...
10. Kolkata	...	...	...	...	...	...	...
11. Haldia	...	...	...	...	...	...	...
12. Paradip	...	...	...	...	...	...	...
13. Port Blair	...	...	...	...	...	...	...
14. Karwar	...	...	...	...	...	...	...
15. Magdalla	...	...	...	...	...	...	...
16. Dahej	...	...	...	...	...	...	...
17. Hazira	...	...	...	...	...	...	...
18. Budge-Budge	...	...	...	...	...	...	...
19. Jamnagar	...	...	...	...	...	...	...
20. Somnathpur	...	...	...	...	...	...	...
21. Rajkot	...	...	...	...	...	...	...
22. Kakinada	...	...	...	...	...	...	...
23. GRI, Koyali	...	...	...	...	...	...	...
24. Narimanam	...	...	...	...	...	...	...

Note: Excludes Sales tax and delivery charges

\*\* International Bunker Rates for LDO has been discontinued w.e.f 01.06.2013

Source : Indian Oil Corporation.

**Table 2.13**

**Prices of Fuel for Vessels Plying on International Run - HFHSD/LSHF HSD  
(As on 31st March)**

(Prices in US \$ per MT)							
Port	2016	2017	2018	2019	2020 **	2021	2022
(1)	(2)	(3)	(4)	(5)	(6)	(7)	(8)
1. Kandla	372.37	550.18	639.08	672.32	337.60	576.07	1187.53
2. Okha	...	...	...	...	...	...	...
3. Mumbai	374.67	551.90	640.87	674.52	341.16	577.84	1189.85
4. Goa	380.80	558.15	647.40	680.71	346.34	583.30	583.30
5. Mangalore	374.19	554.13	643.20	676.04	342.08	578.68	1190.53
6. Kochi	376.68	553.37	642.42	676.91	344.41	579.12	1191.71
7. Tuticorin	387.67	564.66	654.02	687.82	354.47	589.57	1201.66
8. Chennai	379.48	555.53	644.80	681.13	350.89	581.01	1195.11
9. Vizag	380.04	556.56	645.88	683.13	354.20	582.43	1197.01
10. Kolkata	390.90	565.77	656.03	694.84	366.39	592.47	...
11. Haldia	388.20	562.99	653.17	692.16	363.91	589.89	1205.68
12. Paradip	380.42	555.97	645.29	682.56	352.64	580.92	1195.62
13. Port Blair	392.34	569.19	658.86	695.34	365.37	594.03	1208.04
14. Karwar	383.21	560.62	649.94	683.09	348.60	585.65	1197.20
15. Magdalla	...	...	...	...	...	...	...
16. Dahej	...	...	...	...	...	...	...
17. Hazira	...	...	...	...	...	...	...
18. Budge-Budge	...	...	...	...	...	...	...
19. Jamnagar	372.71	549.57	638.54	671.16	336.21	575.63	...
20. Somnathpur	395.80	570.79	661.19	699.70	370.87	597.12	...
21. Rajkot	383.53	571.34	660.82	692.76	356.47	595.67	...
22. Kakinada	421.89	586.99	677.88	715.39	385.18	611.99	...
23. GRI, Koyali	372.37	559.98	649.04	681.69	346.25	585.05	...
24. Narimanam	387.75	564.03	653.53	689.34	358.56	588.98	...
25. Mormugao	...	...	...	...	...	...	1194.96
26. Kakinada	...	...	...	...	...	...	1226.69

Note: Prices are Exclusive of applicable GST/VAT and delivery charges  
 HFHSD : High Flash High Speed Diesel  
 LSHF HSD : Low Sulphur High Flash High Speed Diesel  
 Source : Indian Oil Corporation.

**SECTION - 3**

**COASTAL SHIPPING**

**Table 3.1**  
**Growth of Coastal Fleet - By Type of Vessels (As on 31st December)**

('000 GT/'000 DWT)

Year	Item	Type of Vessels							Total
		Dry Cargo* Liner	Dry Cargo Bulk Carrier \$	Oil Tanker@	Passen- ger-cum- Cargo**	Off- shore Supply	Special- ised for Off-shore Services ***	Timber Carrier	
(1)	(2)	(3)	(4)	(5)	(6)	(7)	(8)	(9)	(10)
1994	No. of Vessels	61	13	17	13	74	27	1	206
	GT	46	247	150	60	91	83	4	681
	DWT	66	410	234	26	92	63	6	897
1995	No. of Vessels	72	13	18	15	73	27	1	219
	GT	60	247	155	60	89	83	4	698
	DWT	80	410	245	26	90	63	6	920
1996	No. of Vessels	88	12	17	15	71	27	1	231
	GT	101	226	152	53	86	83	4	705
	DWT	72	369	240	23	87	63	6	860
1997	No. of Vessels	97	11	14	15	68	26	1	232
	GT	107	192	138	52	83	78	4	654
	DWT	80	305	219	23	82	58	6	773
1998	No. of Vessels	109	12	15	15	69	26	1	247
	GT	118	198	132	53	73	76	4	654
	DWT	89	313	213	23	81	57	6	782
1999	No. of Vessels	124	12	16	22	68	27	-	269
	GT	129	194	139	68	73	77	-	680
	DWT	89	306	221	28	81	57	-	782
2000	No. of Vessels	164	12	16	23	69	28	-	312
	GT	158	194	132	68	74	83	-	709
	DWT	128	306	172	28	85	61	-	780
2001	No. of Vessels	178	13	16	26	69	27	-	229
	GT	184	205	118	71	74	79	-	731
	DWT	150	323	179	28	85	59	-	824
2002	No. of Vessels	261	9	17	33	73	31	-	424
	GT	236	226	100	76	78	89	-	805
	DWT	195	350	150	26	96	53	-	870
2003	No. of Vessels	263	9	17	36	73	31	-	429
	GT	236	226	100	77	78	89	-	806
	DWT	195	351	149	25	96	53	-	869

**Table 3.1 (Contd..)**  
**Growth of Coastal Fleet - By Type of Vessels (As on 31st December)**

		('000 GT/'000 DWT)							
Year	Item	Type of Vessels							Total
		Dry Cargo* Liner	Dry Cargo Bulk Carrier \$	Oil Tanker@	Passen- ger-cum- Cargo**	Off- shore Supply	Special- ised for Off-shore Services ***	Timber Carrier	
(1)	(2)	(3)	(4)	(5)	(6)	(7)	(8)	(9)	(10)
2004	No. of Vessels	282	9	16	37	78	32	-	454
	GT	238	226	96	77	81	90	-	808
	DWT	187	350	144	25	98	54	-	858
2005	No. of Vessels	305	10	14	38	82	36	-	485
	GT	248	234	85	77	85	87	-	816
	DWT	183	363	123	25	100	52	-	844
2006	No. of Vessels	332	10	15	46	87	36	-	526
	GT	272	234	87	79	87	82	-	841
	DWT	203	363	131	26	102	47	-	872
2007	No. of Vessels	359	11	17	57	94	35	-	573
	GT	303	234	88	92	95	81	-	893
	DWT	258	363	134	28	111	47	-	941
2008	No. of Vessels	385	11	17	69	99	35	-	616
	GT	331	234	114	98	101	86	-	964
	DWT	285	363	155	29	122	47	-	1001
2009	No. of Vessels	409	12	18	81	104	38	-	662
	GT	350	236	99	99	108	88	-	980
	DWT	293	365	132	29	125	50	-	994
2010	No. of Vessels	434	12	18	88	110	38	-	700
	GT	364	237	99	106	119	88	-	1013
	DWT	294	365	132	29	134	51	-	1005
2011	No. of Vessels	476	15	19	89	113	38	-	750
	GT	386	242	100	109	123	88	-	1048
	DWT	313	368	132	29	134	51	-	1027
2012	No. of Vessels	518	26	19	92	111	38	-	804
	GT	426	240	100	112	121	88	-	1087
	DWT	364	368	132	29	120	51	-	1064

**Table 3.1 (Contd..)**  
**Growth of Coastal Fleet - By Type of Vessels (As on 31st December)**

('000 GT/'000 DWT)

Year	Item	Type of Vessels							Total
		Dry Cargo* Liner	Dry Cargo Bulk Carrier \$	Oil Tanker@	Passen- ger-cum- Cargo**	Off- shore Supply	Special- ised for Off-shore Services ***	Timber Carrier	
(1)	(2)	(3)	(4)	(5)	(6)	(7)	(8)	(9)	(10)
2013	No. of Vessels	545	31	18	94	105	42	-	835
	GT	500	248	75	107	114	91	-	1135
	DWT	493	368	91	29	113	54	-	1148
2014	No. of Vessels	549	37	20	99	100	41	-	846
	GT	520	258	97	143	110	90	-	1218
	DWT	512	379	121	34	108	54	-	1208
2015	No. of Vessels	567	41	22	101	99	43	-	873
	GT	600	264	291	143	114	90	-	1502
	DWT	634	385	483	34	112	53	-	1701
2016	No. of Vessels	586	37	22	96	100	57	-	898
	GT	626	240	292	144	118	98	-	1518
	DWT	651	346	484	34	117	57	-	1689
2017	No. of Vessels	609	37	24	97	98	63	-	928
	GT	604	212	294	144	116	99	-	1469
	DWT	609	306	486	34	115	57	-	1607
2018	No. of Vessels	621	39	24	97	94	69	-	944
	GT	621	216	294	133	115	100	-	1479
	DWT	636	311	486	29	113	58	-	1633
2019	No. of Vessels	645	38	25	97	92	75	-	972
	GT	638	177	317	133	111	104	-	1480
	DWT	656	242	530	29	112	62	-	1631
2020	No. of Vessels	672	30	27	98	93	78	-	998
	GT	683	204	434	133	113	105	-	1672
	DWT	714	298	630	29	114	63	-	1848
2021	No. of Vessels	686	28	25	107	102	79	-	1027
	GT	686	202	288	141	138	105	-	1560
	DWT	720	297	486	30	127	63	-	1723
2022	No. of Vessels	687	28	28	107	105	79	-	1034
	GT	702	201	292	141	139	103	-	1578
	DWT	744	297	489	30	125	61	-	1746

Source : D.G. Shipping, M/o Ports, Shipping & Waterways

\* : Includes Barges, Bulk Carriers, Cellular Containers, Container Ship, Dredgers, Dumb Crane Barge, Dumb Pontoon Barge, General Cargo, General Cargo Ship, Hooper Dredger, Motor Boat, Motor Launch, Motorship, Motor Tanker, Motor Tender, Motor Tug, MSV, Other Cargo Ship, Port Trusts & Maritime Boards, Ro-Ro Container Vessels, Steel Welded Boat, Supply Vessels and Tugs.

\$ : Includes AHTS, Electric Propulsion, Research, Floating Cranes, Steel Carrier & Twin Screw.

@ : Includes LPG Carriers, LNG Carriers and Ethylene Gas Carriers.

\*\* : Includes Passenger services, Passenger High Craft, Pleasure Craft, Pleasure Yachts and Yachts.

\*\*\* : Includes Crew Boats, Pilot Launch, Platform Supply Vessel, Polar Satellite Vessels, Utility Boats, Utility Craft, Utility Vessel and Work Boat.

**Table 3.2**  
**Growth of Coastal Fleet - By Size of Vessels ( As on 31st December )**

('000 GT)

<b>Year</b>	<b>Item</b>	<b>Size</b>				<b>Total</b>
		<b>999 &amp; Below</b>	<b>1000-4999</b>	<b>5000-9999</b>	<b>10000 &amp; above</b>	
<b>(1)</b>	<b>(2)</b>	<b>(3)</b>	<b>(4)</b>	<b>(5)</b>	<b>(6)</b>	<b>(7)</b>
1994	No. of Vessels	100	78	5	23	206
	GT	57	157	32	435	681
1995	No. of Vessels	108	83	5	23	219
	GT	61	166	32	439	698
1996	No. of Vessels	114	87	8	22	231
	GT	61	175	51	418	705
1997	No. of Vessels	118	87	7	20	232
	GT	62	176	45	371	654
1998	No. of Vessels	129	92	8	18	247
	GT	67	189	52	346	654
1999	No. of Vessels	147	94	9	19	269
	GT	67	191	60	362	680
2000	No. of Vessels	175	109	10	18	312
	GT	74	214	65	356	709
2001	No. of Vessels	187	111	13	18	329
	GT	78	217	87	349	731
2002	No. of Vessels	269	122	15	18	424
	GT	97	238	102	368	805
2003	No. of Vessels	274	122	15	18	429
	GT	98	238	102	368	806
2004	No. of Vessels	301	120	15	18	454
	GT	107	232	102	367	808
2005	No. of Vessels	331	121	15	18	485
	GT	116	229	103	368	816
2006	No. of Vessels	362	132	14	18	526
	GT	126	250	97	368	841
2007	No. of Vessels	397	142	16	18	573
	GT	137	276	113	367	893
2008	No. of Vessels	433	146	17	20	616
	GT	148	288	119	409	964
2009	No. of Vessels	473	152	18	19	662
	GT	160	299	127	394	980

**Table 3.2**  
**Growth of Coastal Fleet - By Size of Vessels ( As on 31st December )**

('000 GT)

Year	Item	Size				Total
		999 & Below	1000-4999	5000-9999	10000 & above	
(1)	(2)	(3)	(4)	(5)	(6)	(7)
2010	No. of Vessels	502	161	18	19	700
	GT	170	321	127	395	1013
2011	No. of Vessels	537	176	18	19	750
	GT	177	350	126	395	1048
2012	No. of Vessels	562	206	19	17	804
	GT	186	399	134	368	1087
2013	No. of Vessels	582	216	20	17	804
	GT	191	415	141	388	1135
2014	No. of Vessels	583	222	22	19	846
	GT	188	431	153	446	1218
2015	No. of Vessels	595	232	23	23	873
	GT	189	452	161	700	1502
2016	No. of Vessels	608	244	24	22	898
	GT	188	481	170	679	1518
2017	No. of Vessels	638	246	24	20	928
	GT	198	481	170	620	1469
2018	No. of Vessels	651	248	26	19	944
	GT	199	488	183	609	1479
2019	No. of Vessels	674	254	25	19	972
	GT	205	499	176	600	1480
2020	No. of Vessels	689	259	29	21	998
	GT	212	506	198	755	1672
2021	No. of Vessels	705	268	36	18	1027
	GT	216	524	240	580	1560
2022	No. of Vessels	709	268	39	18	1034
	GT	220	521	258	579	1578

Source : D.G. Shipping, M/o Ports, Shipping & Waterways



**Table 3.3**  
**Growth of Coastal Fleet - By Age of Vessels ( As on 31st December)**

('000 GT)

Year	Item	Age Group ( in Years )					Total
		Upto 5	6-10	11-15	16 - 20	Over 20	
(1)	(2)	(3)	(4)	(5)	(6)	(7)	(8)
1994	No. of Vessels	26	52	58	23	47	206
	GT	59	164	165	126	167	681
1995	No. of Vessels	33	29	83	21	53	219
	GT	52	112	229	72	233	698
1996	No. of Vessels	34	18	100	20	59	231
	GT	34	94	235	109	233	705
1997	No. of Vessels	35	19	90	30	58	232
	GT	33	54	227	141	199	654
1998	No. of Vessels	35	29	80	39	64	247
	GT	30	66	207	160	191	654
1999	No. of Vessels	32	42	61	66	68	269
	GT	44	78	175	147	236	680
2000	No. of Vessels	45	52	42	92	81	312
	GT	48	73	135	223	230	709
2001	No. of Vessels	48	53	34	105	89	329
	GT	68	44	106	249	264	731
2002	No. of Vessels	74	63	63	106	118	424
	GT	87	44	85	240	349	805
2003	No. of Vessels	62	64	66	101	136	429
	GT	79	39	92	223	373	806
2004	No. of Vessels	60	69	67	82	176	454
	GT	55	55	100	183	415	808
2005	No. of Vessels	75	69	68	87	186	485
	GT	68	54	99	189	406	816
2006	No. of Vessels	53	90	76	54	253	526
	GT	43	81	56	117	544	841
2007	No. of Vessels	75	96	77	56	269	573
	GT	79	84	52	120	558	893
2008	No. of Vessels	92	94	81	67	282	616
	GT	87	105	54	89	630	965
2009	No. of Vessels	111	99	82	70	300	662
	GT	106	109	50	90	625	980

**Table 3.3**  
**Growth of Coastal Fleet - By Age of Vessels ( As on 31st December)**

		('000 GT)					
Year	Item	Age Group ( in Years )					Total
		Upto 5	6-10	11-15	16 - 20	Over 20	
(1)	(2)	(3)	(4)	(5)	(6)	(7)	(8)
2010	No. of Vessels	124	90	88	77	321	700
	GT	123	83	65	104	638	1013
2011	No. of Vessels	148	77	100	87	338	750
	GT	145	74	72	86	671	1048
2012	No. of Vessels	180	89	102	90	343	804
	GT	172	89	85	59	682	1087
2013	No. of Vessels	184	98	103	94	356	835
	GT	203	99	108	61	665	1135
2014	No. of Vessels	177	110	100	94	365	846
	GT	229	101	107	80	701	1218
2015	No. of Vessels	168	137	90	96	382	873
	GT	401	149	117	101	734	1502
2016	No. of Vessels	157	158	86	105	392	898
	GT	397	181	118	106	716	1518
2017	No. of Vessels	157	163	96	108	404	928
	GT	380	144	133	121	691	1469
2018	No. of Vessels	125	185	109	110	415	944
	GT	343	144	154	123	715	1479
2019	No. of Vessels	128	180	132	107	425	972
	GT	281	225	166	157	651	1480
2020	No. of Vessels	117	164	165	99	453	998
	GT	382	232	199	93	766	1672
2021	No. of Vessels	114	158	184	96	475	1027
	GT	125	395	195	94	751	1560
2022	No. of Vessels	112	143	178	113	488	1034
	GT	138	366	180	123	771	1578

Source : D.G. Shipping, M/o Ports, Shipping & Waterways

Table 3.4

## Coastal Fleet-By Type and Size of Vessels (As on 31st December,2022)

Type/Size	Below 999	1000- 4999	5000- 9999	10000- 19999	20000- 34999	35000 above	Total
(1)	(2)	(3)	(4)	(5)	(6)	(7)	(8)
<b>AHTS</b>							
NO	0	3	0	0	0	0	3
GT	0	6230	0	0	0	0	6230
<b>BARGE</b>							
NO	2	35	0	0	0	0	37
GT	689	58163	0	0	0	0	58852
<b>BC</b>							
NO	0	3	1	0	0	1	5
GT	0	6972	5222	0	0	44861	57055
<b>CELLULAR CONTAINER VESSEL</b>							
NO	1	0	0	0	0	0	1
GT	756	0	0	0	0	0	756
<b>CONTAINER SHIP</b>							
NO	0	0	1	0	0	0	1
GT	0	0	7511	0	0	0	7511
<b>CREW BOAT</b>							
NO	11	0	0	0	0	0	11
GT	847	0	0	0	0	0	847

Table 3.4 (Contd...)

Coastal Fleet-By Type and Size of Vessels (As on 31st December,2022)

Type/Size	Below 999	1000- 4999	5000- 9999	10000- 19999	20000- 34999	35000 above	Total
(1)	(2)	(3)	(4)	(5)	(6)	(7)	(8)
<b>DREDGER</b>							
NO	5	13	14	0	0	0	32
GT	3083	39428	97320	0	0	0	139831
<b>DRY CARGO BULK CARRIER</b>							
NO	2	9	0	3	2	2	18
GT	490	14747	0	40246	55985	74076	185544
<b>DRY CARGO LINER</b>							
NO	19	61	14	0	0	0	94
GT	9919	104939	83273	0	0	0	198131
<b>DUMB CRANE BARGE</b>							
NO	1	0	0	0	0	0	1
GT	564	0	0	0	0	0	564
<b>DUMB PONTOON BARGE</b>							
NO	4	0	0	0	0	0	4
GT	2652	0	0	0	0	0	2652
<b>ELECTRIC PROPULSION</b>							
NO	0	4	0	0	0	0	4
GT	0	6595	0	0	0	0	6595

Table 3.4 (Contd...)

Coastal Fleet-By Type and Size of Vessels (As on 31st December,2022)

Type/Size	Below 999	1000- 4999	5000- 9999	10000- 19999	20000- 34999	35000 above	Total
(1)	(2)	(3)	(4)	(5)	(6)	(7)	(8)
<b>ETHYLENE GAS CARRIER</b>							
NO	1	3	0	0	0	0	4
GT	466	8727	0	0	0	0	9193
<b>FLOATING CRANE</b>							
NO	0	1	0	0	0	0	1
GT	0	2148	0	0	0	0	2148
<b>GENERAL CARGO SHIP</b>							
NO	0	7	1	0	0	0	8
GT	0	13282	5857	0	0	0	19139
<b>HOPPER DREDGER</b>							
NO	0	0	1	0	0	0	1
GT	0	0	8287	0	0	0	8287
<b>MOTOR BOAT</b>							
NO	2	0	0	0	0	0	2
GT	59	0	0	0	0	0	59
<b>MOTOR LAUNCH</b>							
NO	18	3	0	0	0	0	21
GT	770	4863	0	0	0	0	5633

Table 3.4 (Contd...)

## Coastal Fleet-By Type and Size of Vessels (As on 31st December,2022)

Type/Size	Below 999	1000- 4999	5000- 9999	10000- 19999	20000- 34999	35000 above	Total
(1)	(2)	(3)	(4)	(5)	(6)	(7)	(8)
<b>MOTOR SHIP</b>							
NO	4	3	0	0	0	0	7
GT	1717	4765	0	0	0	0	6482
<b>MOTOR TENDER</b>							
NO	4	0	0	0	0	0	4
GT	332	0	0	0	0	0	332
<b>MOTOR TUG</b>							
NO	1	0	0	0	0	0	1
GT	160	0	0	0	0	0	160
<b>MSV</b>							
NO	2	0	0	0	0	0	2
GT	662	0	0	0	0	0	662
<b>OFFSHORE SUPPLY VESSEL</b>							
NO	46	58	1	0	0	0	105
GT	25513	105374	8763	0	0	0	139650
<b>OFFSHORE SUPPORT VESSEL</b>							
NO	0	2	0	0	0	0	2
GT	0	4003	0	0	0	0	4003

Table 3.4 (Contd...)

## Coastal Fleet-By Type and Size of Vessels (As on 31st December,2022)

Type/Size	Below 999	1000- 4999	5000- 9999	10000- 19999	20000- 34999	35000 above	Total
(1)	(2)	(3)	(4)	(5)	(6)	(7)	(8)
<b>OIL TANKER (CRUDE)</b>							
NO	1	0	0	0	1	2	4
GT	40	0	0	0	25040	208676	233756
<b>OIL TANKER (PC)</b>							
NO	10	9	0	0	1	0	20
GT	5216	12923	0	0	30565	0	48704
<b>PASSENGER CUM CARGO</b>							
NO	22	7	1	3	0	0	33
GT	6406	20720	8763	42610	0	0	78499
<b>PASSENGER HIGH SPEED CRAFT</b>							
NO	1	0	0	0	0	0	1
GT	449	0	0	0	0	0	449
<b>PASSENGER SERVICE</b>							
NO	61	4	0	0	0	1	66
GT	12374	7514	0	0	0	35143	55031
<b>PASSENGER SHIP</b>							
NO	0	0	1	0	0	0	1
GT	0	0	6828	0	0	0	6828

Table 3.4 (Contd...)

Coastal Fleet-By Type and Size of Vessels (As on 31st December,2022)

Type/Size	Below 999	1000- 4999	5000- 9999	10000- 19999	20000- 34999	35000 above	Total
(1)	(2)	(3)	(4)	(5)	(6)	(7)	(8)
<b>PILOT BOAT</b>							
NO	3	0	0	0	0	0	3
GT	231	0	0	0	0	0	231
<b>PLATFORM SUPPLY VESSEL</b>							
NO	0	2	0	0	0	0	2
GT	0	7002	0	0	0	0	7002
<b>PLEASURE CRAFT</b>							
NO	5	0	0	0	0	0	5
GT	92	0	0	0	0	0	92
<b>PORT TRUSTS &amp; MARITIME BOARDS VESSEL</b>							
NO	83	6	1	0	0	0	90
GT	21893	11350	9123	0	0	0	42366
<b>RESEARCH</b>							
NO	2	0	0	0	0	0	2
GT	993	0	0	0	0	0	993
<b>RO - RO CONTAINER VESSELS</b>							
NO	1	0	0	0	0	0	1
GT	956	0	0	0	0	0	956



Table 3.4 (Contd...)

Coastal Fleet-By Type and Size of Vessels (As on 31st December,2022)

Type/Size	Below 999	1000- 4999	5000- 9999	10000- 19999	20000- 34999	35000 above	Total
(1)	(2)	(3)	(4)	(5)	(6)	(7)	(8)
<b>SPECIALISED VESSELS FOR OFFSHORE</b>							
NO	16	15	2	2	0	0	35
GT	5711	43557	10928	22207	0	0	82403
<b>SUPPLY VESSEL</b>							
NO	0	3	0	0	0	0	3
GT	0	6481	0	0	0	0	6481
<b>TUG</b>							
NO	356	15	1	0	0	0	372
GT	112507	27352	5939	0	0	0	145798
<b>UTILITY BOAT</b>							
NO	1	0	0	0	0	0	1
GT	73	0	0	0	0	0	73
<b>UTILITY CRAFT</b>							
NO	5	2	0	0	0	0	7
GT	584	3987	0	0	0	0	4571
<b>UTILITY VESSEL</b>							
NO	17	0	0	0	0	0	17
GT	3594	0	0	0	0	0	3594

Table 3.4 (Contd...)

Coastal Fleet-By Type and Size of Vessels (As on 31st December,2022)

Type/Size	Below 999	1000- 4999	5000- 9999	10000- 19999	20000- 34999	35000 above	Total
(1)	(2)	(3)	(4)	(5)	(6)	(7)	(8)
<b>WORK BOAT</b>							
NO	1	0	0	0	0	0	1
GT	63	0	0	0	0	0	63
<b>YACHTS</b>							
NO	1	0	0	0	0	0	1
GT	22	0	0	0	0	0	22
<b>TOTAL</b>							
NO	709	268	39	8	4	6	1034
GRT	219883	521122	257814	105063	111590	362756	1578228

**Table 3.5**  
**Coastal Fleet-By Type and Age of Vessels (As on 31st December,2022)**

Type/Age	Upto 5 Yrs.	6-10 Yrs	11-15 Yrs	16-20 Yrs	Above 20 Yrs	Total
(1)	(2)	(3)	(4)	(5)	(6)	(7)
<b>AHTS</b>						
NO	0	1	0	1	1	3
GT	0	2267	0	1966	1997	6230
<b>BARGE</b>						
NO	3	19	6	6	3	37
GT	7437	28437	8611	9289	5078	58852
<b>BC</b>						
NO	0	4	1	0	0	5
GT	0	51833	5222	0	0	57055
<b>CELLULAR CONTAINER VESSEL</b>						
NO	0	1	0	0	0	1
GT	0	756	0	0	0	756
<b>CONTAINER SHIP</b>						
NO	0	0	0	1	0	1
GT	0	0	0	7511	0	7511
<b>CREW BOAT</b>						
NO	0	6	3	0	2	11
GT	0	431	151	0	265	847
<b>DREDGER</b>						
NO	0	5	2	4	21	32
GT	0	22179	13776	21868	82008	139831
<b>DRY CARGO BULK CARRIER</b>						
NO	0	6	2	0	10	18
GT	0	9027	17461	0	159056	185544
<b>DRY CARGO LINER</b>						
NO	12	2	10	5	65	94
GT	69497	2693	16474	16254	93213	198131
<b>DUMB CRANE BARGE</b>						
NO	1	0	0	0	0	1
GT	564	0	0	0	0	564

Table 3.5 (Contd...)

## Coastal Fleet-By Type and Age of Vessels (As on 31st December,2022)

Type/Age	Upto 5 Yrs.	6-10 Yrs	11-15 Yrs	16-20 Yrs	Above 20 Yrs	Total
(1)	(2)	(3)	(4)	(5)	(6)	(7)
<b>DUMB PONTOON BARGE</b>						
NO	4	0	0	0	0	4
GT	2652	0	0	0	0	2652
<b>ELECTRIC PROPULSION</b>						
NO	0	1	3	0	0	4
GT	0	2257	4338	0	0	6595
<b>ETHYLENE GAS CARRIER</b>						
NO	0	1	0	0	3	4
GT	0	466	0	0	8727	9193
<b>FLOATING CRANE</b>						
NO	0	0	1	0	0	1
GT	0	0	2148	0	0	2148
<b>GENERAL CARGO SHIP</b>						
NO	3	3	2	0	0	8
GT	11468	5155	2516	0	0	19139
<b>HOPPER DREDGER</b>						
NO	1	0	0	0	0	1
GT	8287	0	0	0	0	8287
<b>MOTOR BOAT</b>						
NO	2	0	0	0	0	2
GT	59	0	0	0	0	59
<b>MOTOR LAUNCH</b>						
NO	3	4	14	0	0	21
GT	141	4009	1483	0	0	5633
<b>MOTOR SHIP</b>						
NO	5	1	0	1	0	7
GT	3024	2527	0	931	0	6482
<b>MOTOR TENDER</b>						
NO	0	4	0	0	0	4
GT	0	332	0	0	0	332

Table 3.5 (Contd...)

## Coastal Fleet-By Type and Age of Vessels (As on 31st December,2022)

Type/Age	Upto 5 Yrs.	6-10 Yrs	11-15 Yrs	16-20 Yrs	Above 20 Yrs	Total
(1)	(2)	(3)	(4)	(5)	(6)	(7)
<b>MOTOR TUG</b>						
NO	0	1	0	0	0	1
GT	0	160	0	0	0	160
<b>MSV</b>						
NO	0	1	0	0	1	2
GT	0	320	0	0	342	662
<b>OFFSHORE SUPPLY VESSEL</b>						
NO	0	15	22	14	54	105
GT	0	30092	39409	23818	46331	139650
<b>OFFSHORE SUPPORT VESSEL</b>						
NO	0	0	0	1	1	2
GT	0	0	0	1592	2411	4003
<b>OIL TANKER (CRUDE)</b>						
NO	0	1	0	0	3	4
GT	0	165319	0	0	68437	233756
<b>OIL TANKER (PC)</b>						
NO	3	1	3	2	11	20
GT	3183	764	809	2435	41513	48704
<b>PASSENGER CUM CARGO</b>						
NO	0	0	8	6	19	33
GT	0	0	16438	1174	60887	78499
<b>PASSENGER HIGH SPEED CRAFT</b>						
NO	0	0	0	0	1	1
GT	0	0	0	0	449	449
<b>PASSENGER SERVICE</b>						
NO	3	0	21	5	37	66
GT	509	0	5785	1506	47231	55031
<b>PASSENGER SHIP</b>						
NO	1	0	0	0	0	1
GT	6828	0	0	0	0	6828

Table 3.5 (Contd...)

## Coastal Fleet-By Type and Age of Vessels (As on 31st December,2022)

Type/Age	Upto 5 Yrs.	6-10 Yrs	11-15 Yrs	16-20 Yrs	Above 20 Yrs	Total
(1)	(2)	(3)	(4)	(5)	(6)	(7)
<b>PILOT BOAT</b>						
NO	3	0	0	0	0	3
GT	231	0	0	0	0	231
<b>PLATFORM SUPPLY VESSEL</b>						
NO	0	2	0	0	0	2
GT	0	7002	0	0	0	7002
<b>PLEASURE CRAFT</b>						
NO	4	0	1	0	0	5
GT	64	0	28	0	0	92
<b>PORT TRUSTS &amp; MARITIME BOARDS VESSEL</b>						
NO	1	5	5	8	71	90
GT	88	1392	1112	6910	32864	42366
<b>RESEARCH</b>						
NO	2	0	0	0	0	2
GT	993	0	0	0	0	993
<b>RO - RO CONTAINER VESSELS</b>						
NO	0	0	0	0	1	1
GT	0	0	0	0	956	956
<b>SPECIALISED VESSELS FOR OFFSHORE</b>						
NO	1	0	2	2	30	35
GT	70	0	6077	3672	72584	82403
<b>SUPPLY VESSEL</b>						
NO	0	0	2	1	0	3
GT	0	0	4320	2161	0	6481
<b>TUG</b>						
NO	56	47	65	51	153	372
GT	22164	24717	32849	21334	44734	145798
<b>UTILITY BOAT</b>						
NO	0	1	0	0	0	1
GT	0	73	0	0	0	73

Table 3.5 (Contd...)

Coastal Fleet-By Type and Age of Vessels (As on 31st December,2022)

Type/Age	Upto 5 Yrs.	6-10 Yrs	11-15 Yrs	16-20 Yrs	Above 20 Yrs	Total
(1)	(2)	(3)	(4)	(5)	(6)	(7)
<b>UTILITY CRAFT</b>						
NO	2	2	0	2	1	7
GT	106	1992	0	273	2200	4571
<b>UTILITY VESSEL</b>						
NO	2	8	4	3	0	17
GT	852	1401	723	618	0	3594
<b>WORK BOAT</b>						
NO	0	1	0	0	0	1
GT	0	63	0	0	0	63
<b>YACHTS</b>						
NO	0	0	1	0	0	1
GT	0	0	22	0	0	22
<b>TOTAL</b>						
<b>NO</b>	<b>112</b>	<b>143</b>	<b>178</b>	<b>113</b>	<b>488</b>	<b>1034</b>
<b>GT</b>	<b>138217</b>	<b>365664</b>	<b>179752</b>	<b>123312</b>	<b>771283</b>	<b>1578228</b>

**Table 3.6**  
**Coastal Fleet-By Age and Size Vessels (As on 31st December,2022)**

<b>Age/Size</b>	<b>Below 999</b>	<b>1000- 4999</b>	<b>5000- 9999</b>	<b>10000- 19999</b>	<b>20000- 34999</b>	<b>35000 above</b>	<b>Total</b>
<b>(1)</b>	<b>(2)</b>	<b>(3)</b>	<b>(4)</b>	<b>(5)</b>	<b>(6)</b>	<b>(7)</b>	<b>(8)</b>
<b>Upto 5 Yrs.</b>							
NO	88	9	15	0	0	0	<b>112</b>
GT	30084	17664	90469	0	0	0	<b>138217</b>
<b>6 to 10 Yrs.</b>							
NO	83	54	4	0	0	2	<b>143</b>
GT	25230	103405	26849	0	0	210180	<b>365664</b>
<b>11 to 15 Yrs.</b>							
NO	121	51	5	1	0	0	<b>178</b>
GT	31665	95461	36524	16102	0	0	<b>179752</b>
<b>16 to 20 Yrs.</b>							
NO	74	36	3	0	0	0	<b>113</b>
GT	23940	76990	22382	0	0	0	<b>123312</b>
<b>Above 20 Yrs.</b>							
NO	343	118	12	7	4	4	<b>488</b>
GT	108964	227602	81590	88961	111590	152576	<b>771283</b>
<b>Total</b>							
NO	<b>709</b>	<b>268</b>	<b>39</b>	<b>8</b>	<b>4</b>	<b>6</b>	<b>1034</b>
GT	<b>219883</b>	<b>521122</b>	<b>257814</b>	<b>105063</b>	<b>111590</b>	<b>362756</b>	<b>1578228</b>



**Table 3.7**  
**Coastal Fleet - By Number of Companies and Vessels Owned ( As on 31st December )**  
**('000GT)**

Number of Ships Owned	Number of Companies			Total Tonnage Owned		
	2020	2021	2022	2020	2021	2022
(1)	(2)	(3)	(4)	(5)	(6)	(7)
1	229	224	245	570	391	412
2	58	66	65	146	157	161
3	19	22	27	74	76	82
4	21	19	16	77	74	58
5	10	11	13	18	24	77
6	5	5	3	55	52	17
7	7	6	5	39	37	17
8	2	3	1	10	11	neg.
9	2	2	1	255	300	247
10	6	7	9	74	84	88
11	1	1	-	2	2	-
12	2	2	3	23	23	93
13	2	2	2	70	70	70
14	1	1	2	6	6	11
15	3	2	2	68	60	61
16	-	1	-	-	6	-
17	2	1	1	91	85	85
18	1	2	1	3	11	3
20	-	-	1	-	-	9
22	1	1	1	41	41	41
27	1	1	1	17	17	17
65	-	-	1	-	-	29
67	-	1	-	-	33	-
68	1	-	-	33	-	-
<b>Total</b>	<b>373</b>	<b>380</b>	<b>400</b>	<b>1672</b>	<b>1560</b>	<b>1578</b>

Source : D.G. Shipping, M/o Ports, Shipping & Waterways

**Table 3.8**  
**Coastal Fleet - BY Number of Companies/Ships & Tonnage Owned**  
**(As on 31 st December)**

(' 000 GT)

Tonnage	Number of Ships			Total Tonnage		
	2020	2021	2022	2020	2021	2022
(1)	(2)	(3)	(4)	(5)	(6)	(7)
Upto 1.0	689	705	709	212	217	220
1.0 - 5.0	259	268	268	507	524	521
5.0 - 10.0	29	36	39	198	240	258
10.0 - 20.0	8	8	8	105	105	105
20.0 - 70.0	11	9	9	367	309	309
70.0 - 80.0	-	-	-	-	-	-
80.0 - 100.0	-	-	-	-	-	-
100 .0 & above	2	1	1	283	165	165
<b>Total</b>	<b>998</b>	<b>1027</b>	<b>1034</b>	<b>1672</b>	<b>1560</b>	<b>1578</b>

Source : D.G. Shipping, M/o Ports, Shipping & Waterways

**Table 3.9****Indian Shipping companies registered for Coastal trade (As On 31st December,2022)**

<b>SL No</b>	<b>Name of the Company</b>	<b>No of Vessels</b>	<b>Total GT</b>	<b>Total DWT</b>
<b>(1)</b>	<b>(2)</b>	<b>(3)</b>	<b>(4)</b>	<b>(5)</b>
1	A.K. SHIP MGMT.& SERVICES	2	600	147
2	A.K. SHIPPING PVT LTD.	2	4920	5984
3	AASHI RESORTS P. LTD.	1	451	40
4	ABS MARINE SERVICES PVT. LTD.	3	201	0
5	ABYSS OFFSHORE MUMBAI	1	78	0
6	ADANI HARBOUR SERVICES P. LTD.	20	8601	2795
7	ADANI VIZHINJAM PORT P. LTD.	4	1980	1254
8	ADEL SHIPPING & LOGISTICS LTD.	2	972	252
9	ADEL SHIPPING LTD.	1	94	14
10	ADMN. OF U.T. OF LAKSHDWEEP	22	40868	10007
11	ADSUN OFFSHORE DIVING CONTRACTORS PVT. LTD.	1	1329	1545
12	ADYA PRASAD MISHRA	1	250	195
13	AERO SHIPPING LLP	1	29	0
14	AERO SHIPPING SERVICES	1	18	0
15	AFCONS INFRASTRUCTURE LTD.	1	130	0
16	AGASTA MARINE INFRATECH P. LTD.	1	97	0
17	AHILIBAI SARDESAI MINING & EARTHMOVING	1	2257	0
18	AJWA LOGISTICS PVT. LTD.	2	255	0
19	AKURATHI SUDHAKAR, VISAKHAPATNAM, A.P.	1	1119	2072
20	ALANG MARITIME LTD.	1	305	116
21	ALBATROSS SH. LTD.	1	273	214
22	ALBATROSS SHIPPING AGENCIES	3	2925	3741
23	ALISHA A & BEGUM H	2	933	325
24	ALLIANZ OFFSHORE SERVICES PVT. LTD.	2	3859	4489
25	ALPHARD MARITIME PVT LTD	4	3245	3679
26	AMAZE MARITIME SERVICES P. LTD.	1	163	107
27	AMBUJA CEMENT	10	23782	30460
28	AMIC TECHNOCONS LTD.	1	199	350
29	AMIT SHIP MANAGEMENT LTD.	2	764	0
30	AMMA LINES LTD.	1	11625	16500
31	AMRO MARINE	1	233	79
32	ANDAMAN & NICOBAR ADMINISTRATION	13	52232	17830
33	ANDAMAN LAKSHADWEEP ADMINISTRATION	2	671	157
34	ANDAMAN LAKSHWADEEP HARBOUR WORKS	1	469	0
35	ANJAN SHIPPING PVT. LTD.	1	382	112

Table 3.9 (Contd...)

## Indian Shipping companies registered for Coastal trade (As On 31st December,2022)

SL No	Name of the Company	No of Vessels	Total GT	Total DWT
(1)	(2)	(3)	(4)	(5)
36	APEEJAY CHARTER PVT. LTD	1	39	0
37	APEEJAY SHIPPING LTD.	1	35430	64110
38	AQUA NOMAD P. LTD.	1	20	0
39	AQUARIS SHIPYARD P. LTD.	1	16	0
40	ARC MARINE PVT LTD	4	1835	1961
41	ARC OFFSHORE (I) P.LTD.	1	296	0
42	ARDESHIR & CURSETJEE LTD.	2	207	0
43	ARKAY LOGISTICS LTD.	5	2641	2715
44	ARKEY SEA LOGISTICS LTD.	3	4434	0
45	ARVIND & CO. SHIPPING AGENCIES P.LTD.	1	646	0
46	ASIAN MARINE SUPPLIER	1	104	0
47	ASSOCIATED MARITIME PVT. LTD.	1	1090	2052
48	ATLANTIC SHIPPING PVT. LTD	1	2814	3617
49	ATLAS OFFSHORE SERVICES PVT. LTD.	1	297	1018
50	AVM MARINE LLP	1	107	69
51	AYSHA SHIPPING COMPANY, A&N ISLANDS	1	320	0
52	B.DEVCHAND & SONS SHIPPING P. LTD	1	1395	2200
53	BALLAST HAM DREDGING INDIA PVT LTD.	1	467	0
54	BAPUS SHIPPING JAMNAGAR PVT. LTD.	3	400	0
55	BEDI SHIPPING LTD.	1	564	0
56	BHAMBHANI SHIPPING PVT. LTD.	1	867	1060
57	BHARAT CHEMICAL	1	1299	1500
58	BHARAT HOTEL LTD	1	37	0
59	BHARATI MARITIME SERVICES PVT. LTD.	2	926	1116
60	BHOIR SAND & ALLIED INDUS. PVT. LTD.	2	461	0
61	BLUE OCEAN SEA TRANSPORT LTD	1	396	596
62	BLUEFIN MARINE INDUSTRIES	1	108	0
63	BOMBAY MARINE ENGG. WORKS LTD.	1	499	700
64	BOTHRA SHIPPING SERVICES PVT. LTD.	1	2527	4500
65	BSA MARINE SERVICES	1	372	211
66	Balakrishna Saboo, Mr. Rakesh Barai, Mr. Bhupendrasih Jadeja, Mr. Hiren Joshi, Mr. Vijay Narang	1	336	0
67	CAN OFF-SHORE PVT. LTD.	7	1763	609
68	CANARA MOTOR LAUNCH SERVICES	1	70	0
69	CAPSTAN MARINE SERVICES PVT. LTD.	1	184	163

Table 3.9 (Contd...)

## Indian Shipping companies registered for Coastal trade (As On 31st December,2022)

SL No	Name of the Company	No of Vessels	Total GT	Total DWT
(1)	(2)	(3)	(4)	(5)
70	CASTLE SHIPS PVT. LTD.	1	1332	2127
71	CDR ABHILASH TOMY	1	16	0
72	CHENNAI PORT TRUST	12	7077	0
73	CHOWGULE & COMPANY PVT. LTD.	4	4761	5754
74	COAST LINE SERVICES (INDIA) PVT. LTD.	2	2710	4299
75	COASTAL MARINE CONSTRUCTION & ENGG. LTD.	4	2840	837
76	COASTAL SEAWAYS (ISLAND) PVT. LTD.	1	255	50
77	COCHIN PORT TRUST	5	3954	2308
78	COMPASS SHIPPING AGENCY	1	195	0
79	COUNCIL OF SCIENTIFIC & INDUSTR. RESEARCH	1	2661	800
80	CRAFTWAY ENGINEERS LTD.	2	144	0
81	CREATIVE GAMING SOLUTIONS PVT. LTD.	1	2544	0
82	CREATIVES MARITIME SERVICES LLP	1	1592	1624
83	CROWN MARITIME CO. LTD.	1	264	0
84	CRYSTAL SHIPPING	1	172	51
85	D.G.LIGHT HOUSES & LIGHTSHIPS	3	5823	3083
86	DAMANIA SHIPPING LTD.	1	481	45
87	DAMODAR MARINE SERVICE	1	487	737
88	DANIEL ENG. WORKS & SHIP REPAIRS	1	850	1000
89	DEENDAYAL PORT TRUST	4	806	385
90	DELMAR OFFSHORE SERVICES P. LTD.	2	258	176
91	DELTA MARITME & INDUS. SKILL TRNG INST. P. LTD	3	1153	1025
92	DEPARTMENT OF OCEAN DEVELOPMENT	3	4582	1605
93	DEPT. OF ANIMAL HUSBANDRY & DAIRYING	1	785	0
94	DESHPRABHU RESOURCES, GOA	1	1320	0
95	DHARMADI SATYAM & SONS	1	97	0
96	DHARTI DREDGING & INFRA. LTD.	1	259	281
97	DIPLOMAT MARINE	1	1221	1149
98	DIR. OF PORTS, THIRUANANTHAPURAM	1	157	113
99	DIR. OF SHIPPING SERVICES, PORT BLAIR	1	124	9
100	DIRECTOR OF SHIPPING SERVICES, A&N	3	8119	1091
101	DIRECTOR TOURISM	1	823	163
102	DIVINE SHIPPING SERVICES	2	2516	4800
103	DOLPHIN OFFSHORE LTD.	7	2254	1377
104	DREAM MARINE P. LTD.	1	1359	2000

Table 3.9 (Contd...)

## Indian Shipping companies registered for Coastal trade (As On 31st December,2022)

SL No	Name of the Company	No of Vessels	Total GT	Total DWT
(1)	(2)	(3)	(4)	(5)
105	DREDGING CORPORATION OF INDIA LTD.	17	84918	60372
106	DUKE OFFSHORE LTD.	1	111	0
107	E.N. PVT. LTD.	2	148	0
108	EASTERN NAVIGATION PVT. LTD.	2	190	0
109	EASTERN WATERWAYS PVT. LTD.	1	69	23
110	ELEKTRONIK LAB	1	931	0
111	ELLON HINENGO LTD.	4	2717	5471
112	EPSOM SHIPPING (I)PVT LTD.	1	3467	4141
113	EROS SEA LOGISTICS PVT. LTD.	1	5222	8184
114	ESSAR BULK TERMINALS LTD	1	492	293
115	ESSAR CONSTRUCTION (INDIA) LIMITED	1	97	136
116	ESSAR LOGISTICS LTD.	5	1564	611
117	ESSAR SHIPPING LTD.	4	4678	6992
118	ESSAR STEEL LTD.	1	293	0
119	ETERNAL OFFSHORE SERVICES	1	154	0
120	EVERETT (INDIA) PVT. LTD	1	2305	3388
121	EVERSUN SPARKLE	1	262	78
122	FINOLEX INDUSTRIES LTD.	1	204	144
123	FIRST OIL & GAS SERVICES P. LTD	1	2568	2105
124	FLAGSHIP MARINE INDIA PVT. LTD.	2	2483	2000
125	FLYOCRETE GREEN CONCRETE LLP	1	1874	2550
126	FOMENTO RESOURCES PVT. LTD	1	2148	0
127	FUGRO SURVEY (I) PVT. LTD.	1	494	509
128	GAL OFFSHORE SHIPPING CO. LTD.	1	640	0
129	GARUDA CARRIERS & SHIPPING(P) LTD.	3	4593	7636
130	GATI LTD	1	3553	4811
131	GAUTAM FREIGHT LTD.	1	298	405
132	GENERAL MARINE SERVICES	1	252	0
133	GENESIS PETROCHEMICALS & LOGISTICS P. LTD	2	2627	1710
134	GEOLOGICAL SURVEY OF INDIA LTD.	3	2942	2005
135	GLOBAL CAMBAYMARINE SERVICE P.LTD.	1	202	0
136	GLOBAL MARITIME SERVICES	1	1874	2709
137	GLORY SHIP MANAGEMENT PVT. LTD.	7	3635	1830
138	GOA COASTAL RESORTS & RECREATION PVT. LTD.	1	3546	320
139	GOA GULF CLUB PVT. LTD.	1	2394	0

Table 3.9 (Contd...)

## Indian Shipping companies registered for Coastal trade (As On 31st December,2022)

SL No	Name of the Company	No of Vessels	Total GT	Total DWT
(1)	(2)	(3)	(4)	(5)
140	GODREJ & BOYCE MFG. LTD.	1	22	4
141	GREAT OFFSHORE LTD.	10	10721	12471
142	GREAT SEA SHIPPING (P) LTD.	1	756	1000
143	GREAT SHIP (INDIA) LTD.	2	4983	2416
144	GREEN OCEAN SEAWAYS LTD.	2	608	132
145	GREENWICH SHIPPING	1	1484	2287
146	GUJARAT ADANI PORT	2	472	35
147	GUJARAT MARITIME BOARD LTD.	18	2753	194
148	HAL OFFSHORE LTD	1	1085	832
149	HAUERS LINES LTD.	1	298	957
150	HEDE FERROMINAS(P) LTD.	2	1332	1686
151	HIND OFFSHORE	6	5694	5574
152	HOGER OFFSHORE & MARINE P. LTD.	1	2267	1700
153	HOLLY OFFSHORE LOGISTICS	1	223	0
154	HOTEL LEELA VENTURE LTD	1	722	0
155	I MARINE INFRATECH (I) PVT. LTD.	2	228	180
156	IMPERIAL CLASSIC SHIPPING LTD.	1	1359	0
157	IN MACHINERIES & EQUIPMENTS P. LTD.	1	1255	0
158	INDIAN ROADLINES	1	197	118
159	INDUS MARINE PVT. LTD	1	129	0
160	ISPAT INDUSTRIES LTD	1	1836	2780
161	ITT LINES PVT. LTD	1	1042	1207
162	ITT SHIPPING PVT. LTD.	4	5151	5672
163	J.D. LOGISTICS	2	156	0
164	JADWET TRADING COMPANY	1	40	0
165	JAISU SHIPPING CO. LTD.	10	18652	8758
166	JAWAHARLAL NEHRU PORT TRUST	7	1114	0
167	JAYESH SHIPPING PVT LTD.	2	552	696
168	JEVAN DREDGING LTD.	1	1316	0
169	JINDAL ITF LTD.	13	17550	27300
170	JMD SHIPPING SERVICES	1	41	0
171	JSW JAIGARH PORT LTD.	4	6668	8854
172	JSW SHIPPING & LOGISTICS PVT. LTD.	12	70090	96480
173	K. RAGHU PATHI RAO (RAGHU)	1	65	0
174	K.C.MARITIME (I) LTD.	1	16102	27238

Table 3.9 (Contd...)

## Indian Shipping companies registered for Coastal trade (As On 31st December,2022)

SL No	Name of the Company	No of Vessels	Total GT	Total DWT
(1)	(2)	(3)	(4)	(5)
175	K.DESAI & COMPANY	1	181	0
176	K.G. OFFSHORE SERVICES PVT. LTD.	1	417	0
177	KANDLA PORT TRUST	10	1680	533
178	KB SHIPPING & COMPANY	2	1249	0
179	KEI-RSOS MARITIME LTD.	14	4897	3154
180	KHATTAR MARINE SERVICES P. LTD.	1	330	216
181	KHATTAR MARINE SERVICES PVT. LTD.	2	635	235
182	KMEW OFFSHORE PVT. LTD.	1	113	15
183	KNK SHIP MANAGEMENT	5	2443	1140
184	KOLKATTA PORT TRUST	12	16329	11742
185	KONDO SYOKAI LEISURE INDIA PVT	1	21	6
186	KSINC	1	135	0
187	KSINC LTD.	1	1119	0
188	LAKSHADWEEP DEVELOPMENT CORPN. LTD.	2	964	387
189	LAKSHADWEEP HARBOUR WORKS	1	75	0
190	LEWEK ALTER SHIPPING	1	3601	0
191	LILY MARITIME LTD.	2	4125	3664
192	M. GANGADHAR RAO	1	36	0
193	M. PALLONJI LOGISTICS PVT. LTD.	2	3911	4946
194	M. PALLONJI SHIPPING PVT. LTD.	1	1926	3150
195	MAHESH ENTER.& INFRA INDIA P. LTD.	1	18	0
196	MAHESH SHIPPING & TRAVELS P. LTD.	1	250	270
197	MAK LOGISTICS PVT. LTD.	5	2863	2101
198	MARINE BLUE SHIPPING	1	708	0
199	MARINE INFRASTRUCTURE LTD.	1	2148	0
200	MAT MARINE SERVICES P. LTD.	10	1875	786
201	MERCATOR LINES LTD.	5	29124	17114
202	MINISTRY OF EARTH SCIENCES	2	993	326
203	MODEST OFFSHORE SERVICES LTD.	1	66	0
204	MOHAMMED REFIQUE, A&N ISLANDS	1	342	0
205	MORMUGAO PORT TRUST	2	230	0
206	MP OFFSHORE PVT. LTD	1	90	0
207	MR. JEETENDRA RAMAWADHI MISRA	1	431	0
208	MR. JEETENDRA RAMAWADHI MISRA & MR. KAMALAPRASAD	2	892	0
209	MRS. ISHRAT JAHAN W/O MR. RIAZ KHAN	1	140	15



Table 3.9 (Contd...)

## Indian Shipping companies registered for Coastal trade (As On 31st December,2022)

SL No	Name of the Company	No of Vessels	Total GT	Total DWT
(1)	(2)	(3)	(4)	(5)
210	MUMBAI PORT TRUST	3	126	0
211	MUNDRA PORT AND SPECIAL ECONOMIC ZONE LTD	1	671	210
212	MUSTAN TAHDERBHAI KHANBHAI	1	1310	1817
213	Mathew Meenathethil George	1	322	500
214	Mr. Bipin Kumar Singh, Mr. Dhruvin manish Shah, Mr. Anil Kumar, Mr. Jainil Rajesh Shah	1	91	0
215	N.M. ENTERPRISES	1	51	0
216	N.S. GUZDER & COMPANY LTD.	1	498	0
217	NATIONAL INSTITUTE OF OCEAN TECHNOLOGY	1	4862	0
218	NATIONAL INSTITUTE OF OCEANOGRAPHY	1	709	297
219	NATWAR PAREKH INDUSTRIES	1	956	1386
220	NAUTEX MARITIME PVT. LTD	1	174	0
221	NAVAYUGA ENGINEERING CO. LTD	1	6520	8476
222	NAVYA SHIPPING SERVICES LTD	2	3580	5553
223	NETINCON LOGISTICS PVT. LTD	4	10557	14700
224	NEW ERA SHIPPING LTD. GOA	1	1593	2137
225	NEW MANGALORE PORT TRUST	3	1220	337
226	NIKHIL KUMAR DHALI	1	189	0
227	NSS SHIPPING PVT. LTD.	2	3385	5879
228	OCEAN SPARKLE LTD.	65	28821	11575
229	OCEANDEEP ENERGIES P.LTD.	1	3583	3878
230	OIL & NATURAL GAS COMM. LTD.	15	56161	39537
231	ORION AGENCIES LTD.	2	1261	1856
232	ORION MARITIME PVT. LTD.	2	598	533
233	ORION OFFSHORE SERVICES PVT LTD.	1	124	49
234	P. SURYA RAO	1	59	0
235	PADMANABHA SHIPPING P.LTD.	1	1592	2169
236	PARADIGM MARINE & TECHNICAL SERVICES PVT. LTD.	1	199	157
237	PARADIP PORT TRUST	1	284	691
238	PARKKOT MARITIME AGENCIES	2	2190	0
239	PILLONJI LOGISTICS LTD.	10	15716	56492
240	POLESTAR MARITIME LTD.	15	5293	2551
241	POOMPUHAR SHIPPING COPN. LTD.	2	55985	79975
242	PRAGATI MARINE SERVICIES PVT. LTD.	3	2683	3221
243	PRANIK SHIPPING & SERVICES LTD.	1	1874	2849

Table 3.9 (Contd...)

## Indian Shipping companies registered for Coastal trade (As On 31st December,2022)

SL No	Name of the Company	No of Vessels	Total GT	Total DWT
(1)	(2)	(3)	(4)	(5)
244	PRATIBHA SHIPPING LTD.	1	30565	28610
245	PREMIUM JET SERVICES P. LTD.	1	2100	2542
246	PRINCE MARINE TRANSPORT SERVICES	10	4722	1172
247	PRIYABLUE SHIPPING P. LTD.	3	6216	7200
248	QK MARINE SERVICES PVT. LTD.	2	838	438
249	R. M. SHIPPING PVT. LTD.	8	223	20
250	RAJ SHIPPING AGENCIES LTD.	10	10149	11265
251	RAJMAHENDRI OIL FIELD SERVICES P LTD.	2	183	0
252	REACON ENGINEERS(INDIA) PVT. LTD.	3	845	2290
253	RELIANCE INDUSTRIES LTD.	27	17487	12790
254	RESHAMSINGH & CO. PVT LTD.	2	298	0
255	RIPLEY OFFSHORE PVT. LTD.	1	191	102
256	RISHI MANSUKHANI PORTS & INFRA P. LTD.	2	2071	2991
257	ROCK AND REEF DREDGING PVT. LTD.	1	172	75
258	RSMB GLOBAL EXIM LLP	1	757	0
259	RSOS - R.K.KATADI	1	55	31
260	S. SURYA RAO	1	159	0
261	S.K. ALISHA & HASEENA BEGUM	5	812	421
262	S.K.S. SHIP LTD.	2	24	0
263	S.R. OFFSHORE P. LTD.	1	156	0
264	S.S. OFFSHORE PVT. LTD.	2	3919	4744
265	SADHAV SHIPPING LTD.	6	6379	6356
266	SAFE & SURE MARINE INT. PVT. LTD.	2	1931	3021
267	SAHARA INDIA TOURISM DEV. CORPN. LTD	1	35143	4514
268	SAHARA SHIPPING PVT. LTD	1	78	24
269	SAIBHYA SHIPPING AGRO-MARINE P. LTD	1	267	100
270	SAKTHI SHIPPING SERVICES (I) PVT. LTD.	1	1510	2164
271	SALGAOCAR MINING LTD.	1	255	283
272	SALGAONKAR ENGINEERS PVT. LTD.	1	12519	17529
273	SAMBHULINGAM MARINE SERVICES	1	317	0
274	SAMEER USMANGANI MIRANI	1	125	25
275	SAMRAT ASIA MARITIME LTD.	1	1874	2350
276	SAMSON MARITIME LTD.	7	8236	8679
277	SAMUDRIKA LOGISTICS PVT. LTD.	1	275	290
278	SAN MARINE	1	174	0

Table 3.9 (Contd...)

## Indian Shipping companies registered for Coastal trade (As On 31st December,2022)

SL No	Name of the Company	No of Vessels	Total GT	Total DWT
(1)	(2)	(3)	(4)	(5)
279	SANJAY KUMAR HARISH BHAI MANGI (PROPRIETOR)	1	374	147
280	SANMAR SHIPPING LTD.	1	43357	73980
281	SARAT CHATTERJEE & CO. (V) P. LTD	3	5795	10302
282	SAURASHTRA FUELS PVT. LTD.	2	3672	5560
283	SCORPIO SHIPPING AGENCIES P. LTD.	1	1787	2655
284	SCUBA LOVING DIVE & TRAVEL PVT. LTD.	1	16	0
285	SDS OFFSHORE PVT. LTD	2	212	34
286	SEA LIFE SHIPPING COMPANY	1	177	0
287	SEA RIDES SHIP MANAGEMENT	1	1011	1142
288	SEA SPARKLE HARBOUR SERVICES LTD	2	763	187
289	SEABON DNV MARINE P. LTD.	1	72	16
290	SEAGULL DREDGING PVT. LTD. MUMBAI	1	71	0
291	SEALAND SHIPPING & EXPORTS PVT.LTD.	1	2233	3881
292	SEALINK ADVENTURES INDIA P. LTD.	1	318	37
293	SEALION SPARKLE MARITIME SERVI	5	1330	394
294	SEALION SPARKLE PORT & TERMINAL SERVICE	3	1240	604
295	SEASHORES INFRA LOGISTICS	1	269	115
296	SEASPAN SHIPPING LTD.	1	643	139
297	SEATRANS SHIPPING CORPN. LTD.	1	42	0
298	SEROS SHIPPING P. LTD.	4	2231	1411
299	SESA SHIPPING(P) LTD.	1	121	0
300	SETHUSAMUDRAM CORP.TD. CHENNAI	10	263	0
301	SETRANS SHIPPING LTD.	1	249	184
302	SHAHI SHIPPING LTD.	1	121	0
303	SHANTI SAGAR INTERNATIONAL DREDGING P LTD	5	11594	16228
304	SHANTI SHIPPING CO.(P) LTD	1	760	830
305	SHINY SHIPPING & LOGISTICS PVT.	2	1831	2470
306	SHIPPING CORPN. OF INDIA	9	247140	448370
307	SHIV SHIPPING SERVICES	1	1583	2000
308	SHIV VANI OIL & GAS EXPLORATION	1	174	46
309	SHIVA MARKETING LTD.	1	157	0
310	SHIVANSH OFFSHORE AND MARINE SERVICES PVT. LTD.	3	5340	3740
311	SHM SHIPCARE	1	73	0
312	SHREE KRISHNA STEVEDON PVT. LTD.	4	6092	8824
313	SHREE LAXMI ENTERPRISES	1	290	125

Table 3.9 (Contd...)

## Indian Shipping companies registered for Coastal trade (As On 31st December,2022)

SL No	Name of the Company	No of Vessels	Total GT	Total DWT
(1)	(2)	(3)	(4)	(5)
314	SHREE SAGAR STEVEDORE	1	1066	0
315	SHREE VARALAKSHMI OFFSHORE SERVICES	1	69	0
316	SHREEJI SHIPPING	1	191	0
317	SHREEJI SHIPPING SERVICES (INDIA) LTD.	6	5257	7416
318	SHRI ANIL V MADGAVKAR	1	28	0
319	SHRI ARVIND SHAH P/O AECADIA	1	69	0
320	SHRI DWARAMPUDI TIRAPAYYAREDDY	1	91	55
321	SHRI JEETENDRA RAMAWADH MISRA & KAMALAPRASAD RAMAWADH MISRA	1	437	142
322	SHRI KATADI JANAKIRAM	1	160	0
323	SHRI MAHENDRASINH KIRITSINH GOHIL	1	303	246
324	SHRI MANKESHWAR MECHANICAL SERVICES	1	62	0
325	SHRI RASHED AHMED MUJAWAR PROPRIETOR	1	1398	2213
326	SHRI SHEIK AHMED & SK HASEENA BEGUM	1	805	958
327	SHRI SHEIK AHMED ALISHA & HASEENA BEGUM	2	1060	0
328	SHRI VIJAY KANTILAL SANGHVI	1	107	0
329	SICAL LOGISTICS LTD.	1	7594	10500
330	SIMCEMENT PVT. LTD.	3	4440	6835
331	SIMPSON OFFSHORE SERVICES LLP	1	195	229
332	SINDHU MARINE	4	918	116
333	SOUTH EAST ASIA MARINE ENGG. & CONST. LTD.	2	8654	4134
334	SPARKLE PORT SERVICES LTD.	3	1429	0
335	SPARKLE TERMINAL & TOWAGE SER. LTD.	4	1976	1187
336	SRI GANESH DURGA MARINE SERVICES	1	75	0
337	SRI V. JESWARYAMBICA BARGE SUPPLIERS	1	78	0
338	SRI VARI LOGISTICS (I) LTD.	2	1310	0
339	SSR MARINE SERVICES PVT. LTD.	2	3748	5746
340	STAR MARINE SERVICES	1	50	0
341	STAR SHIPPING LTD.	1	187	239
342	STATE POLLUTION BOARD	1	63	0
343	SUMER VARMA, PRASHANTH PRAKASH	2	32	0
344	SUN MARINE	1	1310	1758
345	SUNRISE MARINE SERVICES	3	525	469
346	SUPER TUG OFFSHORE SERVICES PVT LTD.	2	509	573
347	SUPER TUG OFFSHORE SERVICES PVT. LTD.	1	356	0

Table 3.9 (Contd...)

## Indian Shipping companies registered for Coastal trade (As On 31st December,2022)

SL No	Name of the Company	No of Vessels	Total GT	Total DWT
(1)	(2)	(3)	(4)	(5)
348	SUPREME MARINES	1	75	0
349	SVITZER HAZIRA P. LTD.	1	906	250
350	SVITZER WIJAMNLLER HAZIRA PVT LTD.	1	451	0
351	SVS MARINE SERVICES (P) LTD.	3	3159	3000
352	SVUL PROJECT LTD	2	226	0
353	SYNERGY OFFSHORE SERVICES	1	189	125
354	SYNNOTECH INFRA PVT. LTD.	1	999	1059
355	Shri Ashok Kumar H Lal & Shri Jithendra H Lal	3	2320	3667
356	TAC SEAWAYS LLP	1	67	0
357	TAG OFFSHORE LTD.	5	10014	8263
358	TAG SEA LOGISTICS LTD	3	3939	4952
359	TARUN SHIPPING & INDUSTRIES LTD.	2	1978	2172
360	TCI SEAWAYS LTD.	2	9021	12682
361	TEBMA TEAM LTD.	1	151	0
362	THE CHAIRMAN, V.O.C PT,TUTICORIN	1	48	0
363	THE PRESIDENT OF INDIA	1	2477	1500
364	THE PRESIDENT OF INDIA, UT OF LAKSHADWEEP	5	1152	72
365	TIMBLO SHIPYARDS P. LTD.	1	253	271
366	TIME TRADER	1	113	0
367	TIRUPATI VESSEL P. LTD.	5	8456	10490
368	TM HARBOUR SERVICES PVT. LTD.	3	1396	0
369	TRANSCOASTAL CARGO & SHIPPING	1	6182	7738
370	TRANSPORT CORPN. OF INDIA.	1	300	710
371	TRANSTAR MARINE & OFFSHORE SERVICES	1	1078	0
372	TREASURE HARVEST SHIPPING PVT. LTD.	1	38646	73941
373	TRITON MARITIME PVT. LTD.	1	476	0
374	TRITON OVERWATER TPT. AGENCY LTD.	2	70	0
375	TULSHYAN SHIPPING & OFFSHORE P. LTD	1	2095	2374
376	TUTICORIN PORT TRUST	3	850	0
377	U. T. OF LAKSHADWEEP	1	179	0
378	UNION OF INDIA (MOST)	1	1552	370
379	UNIQUE STAR MARITIME P. LTD.	1	462	0
380	UNITED SHIPPERS LTD.	3	5164	3529
381	UNITED SHIPPING LTD.	1	1063	1750
382	UTL, KAVARTHI	1	5939	0

Table 3.9 (Contd...)

## Indian Shipping companies registered for Coastal trade (As On 31st December,2022)

SL No	Name of the Company	No of Vessels	Total GT	Total DWT
(1)	(2)	(3)	(4)	(5)
383	V.S. MARINE SERVICE	1	165	125
384	VAMSEE SHIPPING CARRIER PVT. LTD	1	652	0
385	VAN OORD INDIA PVT. LTD.	1	1196	0
386	VEDANT SHIP MGMT	4	1458	612
387	VIJAY K SANGHAVI	1	128	69
388	VIKRAM SHIPPING LTD.	2	482	98
389	VINAYAK MARINE SERVICES PVT LTD.	5	770	218
390	VINDHYA VASHINI MARINE SERVICES PVT. LTD.	2	310	90
391	VISAKHAPATNAM PORT TRUST	14	6035	0
392	VNS OFF-SHORE SERVICES CO. LTD.	1	132	192
393	VSSR SHIPPING CO	1	191	0
394	WATERWAYS SHIPYARD PVT LTD.	2	3507	3862
395	WELSPUN MAXSTEEL LTD.	1	1693	2950
396	WHITE SAND, HOWRAH	1	25	0
397	YAR SHIPPING & CATERING PVT. LTD.	1	307	0
398	YASH DEVELOPERS	1	217	101
399	YOGI SEAWAYS PVT. LTD	1	690	844
400	YOJAKA (INDIA) PVT. LTD.	2	77	0
<b>Total</b>		<b>1034</b>	<b>1578228</b>	<b>1745508</b>

**Table 3.10**

**Net Addition to Coastal Fleet(During the Year 2022)**

Shipping Company/Shipowner	Ship Acquired			Ship Sold/Scrapped			Net Addition	
	No	GT	Type	No	GT	Type	No	GT
-1	-2	-3	-4	-5	-6	-7	-8	-9
A.K. SHIP MGMT.& SERVICES	0	0		1	290	TUG	-1	-290
ABS MARINE SERVICES PVT. LTD.	1	67	MOTS	0	0		1	67
ADANI HARBOUR SERVICES P. LTD.	1	495	TUG	0	0		1	495
ADANI PORTS AND SEZ LTD.	0	0		1	1371	BARG	-1	-1371
AEROMARINE EQUIPMENT SUPPLY PVT. LTD	0	0		1	15	UTB	-1	-15
AGASTA MARINE INFRATECH P. LTD.	1	97	PB	0	0		1	97
ALPHARD MARITIME PVT LTD	0	0		1	273	TUG	-1	-273
	0	0		1	279	TUG	-1	-279
ARVIND & CO. SHIPPING AGENCIES P.LTD.	1	646	DPB	0	0		1	646
BEDI SHIPPING LTD.	1	564	DCB	0	0		1	564
BSA MARINE SERVICES	1	372	TUG	0	0		1	372
GENESIS PETROCHEMICALS & LOGISTICS P. LTD	1	1311	TANP	0	0		1	1311

**Table 3.10**  
**Net Addition to Coastal Fleet(During the Year 2022)**

Shipping Company/Shipowner	Ship Acquired			Ship Sold/Scrapped			Net Addition	
	No	GT	Type	No	GT	Type	No	GT
-1	-2	-3	-4	-5	-6	-7	-8	-9
GENESIS PETROCHEMICALS & LOGISTICS P. LTD	1	1311	TANP	0	0		1	1311
	1	1316	TANP	0	0		1	1316
GLOBAL OFFSHORE SERVICES LTD	0	0		1	2281	AHTS	-1	-2281
HIND OFFSHORE	0	0		1	269	TUG	-1	-269
HOGER OFFSHORE & MARINE P. LTD.	0	0		1	3469	OFF	-1	-3469
JSW SHIPPING & LOGISTICS PVT. LTD.	1	5833	DRY	0	0		1	5833
	1	5833	DRY	0	0		1	5833
	1	5858	DRY	0	0		1	5858
KB SHIPPING & COMPANY	1	685	DPB	0	0		1	685
	1	564	DPB	0	0		1	564
MAT MARINE SERVICES P. LTD.	1	181	TUG	0	0		1	181
	1	219	UTV	0	0		1	219
MOHAN MUTHA TRANSLOGISTICS P. LTD.	0	0		1	198	MOTS	-1	-198



**Table 3.10**

**Net Addition to Coastal Fleet(During the Year 2022)**

Shipping Company/Shipowner	Ship Acquired			Ship Sold/Scrapped			Net Addition	
	No	GT	Type	No	GT	Type	No	GT
-1	-2	-3	-4	-5	-6	-7	-8	-9
OCEAN SPARKLE LTD.	1	474	TUG	0	0		1	474
	0	0		1	328	TUG	-1	-328
ORION OFFSHORE SERVICES PVT LTD.	1	124	TUG	0	0		1	124
RSMB GLOBAL EXIM LLP	1	757	DPB	0	0		1	757
S.K. ALISHA & HASEENA BEGUM	1	178	TUG	0	0		1	178
	1	141	TUG	0	0		1	141
	1	141	TUG	0	0		1	141
SEA SPARKLE HARBOUR SERVICES LTD	0	0		1	217	TUG	-1	-217
SHANTI SAGAR INTERNATIONAL DREDGING P LTD	0	0		1	161	TUG	-1	-161
SHIVANSH OFFSHORE AND MARINE SERVICES PVT. LTD.	1	2140	OFF	0	0		1	2140
SHM SHIPCARE	1	73	PGER	0	0		1	73

**Table 3.10**

**Net Addition to Coastal Fleet(During the Year2022)**

Shipping Company/Shipowner	Ship Acquired			Ship Sold/Scrapped			Net Addition	
	No	GT	Type	No	GT	Type	No	GT
-1	-2	-3	-4	-5	-6	-7	-8	-9
SHRI SHEIK AHMED & SK HASEENA BEGUM	1	805	TANP	0	0		1	805
SHRI SHEIK AHMED ALISHA & HASEENA BEGUM	1	496	OFF	0	0		1	496
	1	564	OFF	0	0		1	564
SOUTH EAST ASIA MARINE ENGG. & CONST. LTD.	0	0		1	2557	SOFF	-1	-2557
SUNRISE MARINE SERVICES	0	0		1	55	TUG	-1	-55
VEDANT SHIP MGMT	0	0		1	236	TUG	-1	-236
M/s Svitzer Hazira Pvt. Ltd.	0	0		1	350	TUG	-1	-350
Mrs. Goldi S. Chand, Mrs. Kasturi Paul, Mrs. Soundarya Chaturvedi	0	0		1	140	CREW	-1	-140
Ocean Sparkle Ltd.	0	0		1	377	TUG	-1	-377
M/s Segal Shipping Services Pvt. Ltd.	1	1592	DRB	0	0		1	1592
M/s J.M. Baxi Heavy Pvt. Ltd.	0	0		1	197	TUG	-1	-197
	0	0		1	249	TUG	-1	-249
<b>Total</b>	<b>27</b>	<b>31526</b>	<b>0</b>	<b>20</b>	<b>13312</b>	<b>0</b>	<b>7</b>	<b>18214</b>

Source : D.G. Shipping, M/o Ports, Shipping & Waterways

**Table 3.11**  
**Bunker Fuel Prices at Indian Ports for Vessels Plying on Coastal Ports**  
**- Furnance Oil (F.O.) ,Light Diesel Oil (L.D.O) & Marine Fuel 0.5%(As on 31st March)**

		(Rs. per MT)						
Name of the Port		2016	2017	2018	2019	2020 *	2021	2022
(1)		(2)	(3)	(4)	(5)	(6)	(7)	(8)
1. Mumbai	F.O.	18701.88	30724.16	27834.65	34894.43	21649.58		
	L.D.O.	...	...	...	...		34601.15	67068.46
2. Kolkata	F.O.	18980.12	31286.11	29570.00	37383.00			
	L.D.O.	37604.25	49810.00	44669.12	51504.86			
3. Kochi	F.O.	18331.49	30866.73	29020.96	36118.10	21649.58		
	L.D.O.	...	...	...	...		34601.15	67068.46
4. Haldia	F.O.	18960.24	31307.11	29591.00	37291.33	22029.08		
	L.D.O.	...	...	...	...		35966.65	69552.61
5. Chennai	F.O.	19788.84	32815.52	30844.77	38498.48	22029.08		
	L.D.O.	...	...	...	...		35966.65	69152.61
6. Mangalore	F.O.	18215.26	31606.99	28919.27	36353.57	21769.51		
	L.D.O.	37343.18	...	...	...		35717.38	68281.40
7. Goa	F.O.	18166.34	30763.34	...	...			
	L.D.O.	...	...	...	...			
8. Okha	F.O.	...	...	...	...			
	L.D.O.	...	...	...	...			
9. Tuticorin	F.O.	...	...	...	...			69168.46
	L.D.O.	...	...	...	...			
10. Vizag	F.O.	18722.06	31125.26	25104.15	35871.04	22029.08		
	L.D.O.	...	...	...	...		35966.65	67152.61
11. Karwar	F.O.	...	...	...	...			
	L.D.O.	...	...	...	...			
12. Paradip	F.O.	...	...	...	...	22029.08		
	L.D.O.	...	...	...	...		35966.65	69152.61
13. Port Blair	F.O.	...	...	...	...			
	L.D.O.	...	...	...	...			
14. Rajkot	F.O.	...	...	...	...			
	L.D.O.	...	...	...	...			
15. Kandla	F.O.	18018.91	30615.91	28040.00	35770.25			66668.46
	L.D.O.	...	...	...	...			
16. Mormugao	F.O.	...	...	...	...			67068.46
	L.D.O.	...	...	...	...			
17. Kakinada	F.O.	...	...	...	...			67552.61
	L.D.O.	...	...	...	...			

Note: Marine Fuel 0.5% rates are exclusive of delivery charges, and GST.

\* : FO & LDO prices prior to the year 2020. Marine Fuel 0.5% has been implemented w.e.f 01/01/2020 as per IMO directives. Reference : D.G. Shipping circular no. ENC/OPP-MARPOL -38(5)/04 dated 28/08/2019

Source : Indian Oil Corporation Ltd.

**Table 3.12**  
**Bunker Fuel Prices at Indian Ports for Vessels Plying on Coastal Ports**  
**- High Flash High Speed Diesel (As on 31st March)**

								(Rs. per MT)
Name of the Port	2016	2017	2018	2019	2020 *	2021	2022	
(1)	(2)	(3)	(4)	(5)	(6)	(7)	(8)	
1. Mumbai	49968.88	59278.46	61056.56	64983.26	58418.40	82748.11	115992.21	
2. Kolkata	49547.86	60851.31	63709.55	68358.33	...	...	...	
3. Kochi	47363.41	58654.52	60783.18	64896.57	58470.40	82734.11	115992.22	
4. Haldia	48848.54	60175.98	63007.38	68035.02	61223.16	86654.53	121102.55	
5. Chennai	57612.57	73430.50	76468.06	82082.30	58463.14	82714.75	115982.54	
6. Mangalore	47593.54	58887.69	61064.47	488794.64	58631.37	82886.18	116105.22	
7. Goa	47536.44	58835.88	60962.39	66660.91	...	...	...	
8. Mormugao	...	...	...	...	58651.91	84429.61	118173.71	
9. Tuticorin	...	...	...	...	...	...	117044.79	
10. Vizag	47311.32	58632.10	61170.27	64912.90	58521.22	82734.11	115992.22	
11. Karwar	...	...	...	...	60457.27	84721.75	117946.90	
12. Paradip	...	...	...	...	58470.41	83748.11	116992.22	
13. Port Blair	...	...	...	...	60278.84	87713.84	121957.95	
14. Kakinada	...	...	...	...	61236.01	85571.10	118817.05	
15. Kandla	47492.82	58859.37	60885.57	65092.12	...	...	116193.20	

Note: Includes excise duties but excludes delivery charges and VAT  
Source : Indian Oil Corporation Ltd.

**SECTION - 4**

**SHIPPING CORPORATION OF INDIA**

**Table 4.1**  
**Growth of Fleet Owned by SCI ( As on 31st December )**

Year	Coastal		Overseas		Total	
	No. of Vessels	GT	No. of Vessels	GT	No. of Vessels	GT
(1)	(2)	(3)	(4)	(5)	(6)	(7)
1994	20	140	101	2889	121	3029
1995	19	129	104	3097	123	3226
1996	19	129	102	2994	121	3123
1997	18	118	99	2895	117	3013
1998	17	107	101	2945	118	3052
1999	16	103	101	2953	117	3056
2000	14	78	94	2724	108	2802
2001	14	78	83	2586	97	2664
2002	14	75	76	2470	90	2545
2003	14	75	75	2650	89	2725
2004	14	75	70	2503	84	2578
2005	14	75	70	2761	84	2836
2006	14	75	67	2688	81	2763
2007	14	75	65	2655	79	2730
2008	14	75	68	2905	82	2980
2009	14	75	69	3081	83	3156
2010	14	75	80	3577	94	3652
2011	16	80	88	3921	104	4001
2012	18	84	68	3311	86	3395

**Table 4.1**  
**Growth of Fleet Owned by SCI ( As on 31st December )**

(' 000 GT)

<b>Year</b>	<b>Coastal</b>		<b>Overseas</b>		<b>Total</b>	
	<b>No. of Vessels</b>	<b>GT</b>	<b>No. of Vessels</b>	<b>GT</b>	<b>No. of Vessels</b>	<b>GT</b>
<b>(1)</b>	<b>(2)</b>	<b>(3)</b>	<b>(4)</b>	<b>(5)</b>	<b>(6)</b>	<b>(7)</b>
2013	15	100	70	3359	85	3459
2014	12	97	65	3218	77	3315
2015	12	261	62	3065	74	3326
2016	12	261	61	3037	73	3298
2017	12	261	63	3103	75	3364
2018	11	250	59	2956	70	3206
2019	9	247	59	2956	68	3203
2020	9	247	57	2848	66	3095
2021	9	247	57	2848	66	3095
2022	9	247	57	2848	66	3095

Source : D.G. Shipping, M/o Ports, Shipping & Waterways

**Table 4.2  
Growth of Fleet owned by SCI-By Type of Vessels (As on 31st December)**

		('000 GT/'000 DWT)							
Type of Vessels	Item	2015	2016	2017	2018	2019	2020	2021	2022
(1)	(2)	(3)	(4)	(5)	(6)	(7)	(8)	(9)	(10)
1. AHTS	No.	1	1	1	1	1	1	1	1
	GT	2	2	2	2	2	2	2	2
	DWT	2	2	2	2	2	2	2	2
2. Barge #	No.	2	2	2	2	2	2	1	1
	GT	47	47	47	47	47	47	45	45
	DWT	82	82	82	82	82	82	82	82
3. Dry Cargo Liner*	No.	5	5	6	6	6	6	6	6
	GT	153	153	138	138	138	138	138	138
	DWT	202	202	180	180	180	180	180	180
4. Dry Cargo Bulk Carrier	No.	14	13	13	13	13	13	14	14
	GT	514	486	486	486	486	486	531	531
	DWT	677	632	632	632	632	632	714	714
5. Oil Tanker @	No.	38	38	39	35	35	34	34	34
	GT	2505	2505	2586	2439	2439	2359	2359	2359
	DWT	4438	4437	4596	4330	4330	4182	4182	4182
6. Ore/Oil Bulk Carrier	No.	1	1	1	1	1	0	0	0
	GT	28	28	28	28	28	0	0	0
	DWT	46	46	46	46	46	0	0	0
7. Passenger-cum-Cargo Vessel+	No.	2	2	2	1	0	0	0	0
	GT	12	12	12	1	0	0	0	0
	DWT	5	5	5	0	0	0	0	0
8. Off - shore supply Vessel	No.	4	4	4	4	3	3	4	4
	GT	8	8	8	8	6	6	7	7
	DWT	10	10	10	10	8	8	7	7
9. TUG	No.	7	7	7	7	7	7	6	6
	GT	57	57	57	57	57	57	13	13
	DWT	92	92	92	92	92	92	11	11
Total	No.	74	73	75	70	68	66	66	66
	GT	3326	3298	3364	3206	3203	3095	3095	3095
	DWT	5554	5508.486	5645	5374	5372	5178	5178	5178

Source : D.G. Shipping, M/o Ports, Shipping & Waterways

\* Includes Cellular Container Vessels & Supply Vessels.

@ Includes Acid, Gas Carriers, LPG and Oil Tankers (Crude & PC).

+ Includes Passenger Vessels.

# Includes BC.



**Table 4.3**  
**Growth of Overseas Fleet owned by SCI - By Type of Vessels (As on 31st December)**

<i>Type of Vessels</i>	('000 GT/'000 DWT)							
	2015	2016	2017	2018	2019	2020	2021	2022
(1)	(2)	(3)	(4)	(5)	(6)	(7)	(8)	(9)
<b>1. A.H.TS.</b>								
No.	1	1	1	1	1	1	1	1
GT	2	2	2	2	2	2	2	2
DWT	2	2	2	2	2	2	2	2
<b>2. Dry Cargo Liner *</b>								
No.	2	2	4	4	4	4	4	4
GT	87	87	94	94	94	94	94	94
DWT	116	116	123	123	123	123	123	123
<b>3. Cellular Container</b>								
No.	3	3	2	2	2	2	2	2
GT	66	66	44	44	44	44	44	44
DWT	87	87	58	58	58	58	58	58
<b>4. Dry Cargo Bulk Carrier</b>								
No.	14	13	13	13	13	13	14	14
GT	514	486	486	486	486	486	531	531
DWT	677	632	632	632	632	632	714	714
<b>5 Oil Tanker @</b>								
No.	36	36	37	33	33	32	32	32
GT	2314	2314	2395	2248	2248	2168	2168	2168
DWT	4080	4079	4238	3972	3972	3824	3824	3824
<b>6. Ore/Oil Bulk Carrier</b>								
No.	1	1	1	1	1	0	0	0
GT	28	28	28	28	28	0	0	0
DWT	46	46	46	46	46	0	0	0
<b>7. Off-shore supply vessel</b>								
No.	1	1	1	1	1	1	0	0
GT	3	3	3	3	3	3	0	0
DWT	3	3	3	3	3	3	0	0
<b>8. TUG</b>								
No.	4	4	4	4	4	4	4	4
GT	51	51	51	51	51	51	9	9
DWT	88	87	87	87	87	87	8	8
<b>Total</b>								
NO.	62	61	63	59	59	57	57	57
GT	3065	3037	3103	2956	2956	2848	2848	2848
DWT	5099	5052	5189	4923	4923	4729	4729	4729

Source : D.G. Shipping, M/o Ports, Shipping & Waterways

@ Includes Acid , LPG and Gas carriers.

\* Includes Supply Vessels

**Table 4.4**  
**Growth of Coastal Fleet owned by SCI - By Type of Vessels (As on 31st December)**

<i>Type of Vessels</i>	('000 GT/'000 DWT)							
	2015	2016	2017	2018	2019	2020	2021	2022
(1)	(2)	(3)	(4)	(5)	(6)	(7)	(8)	(9)
<b>1. Barge #</b>								
No.	2	2	2	2	2	2	1	1
GT	47	47	47	47	47	47	45	45
DWT	82	82	82	82	82	82	82	82
<b>2. Oil Tanker</b>								
No.	2	2	2	2	2	2	2	2
GT	191	191	191	191	190	190	190	190
DWT	358	358	358	358	358	358	358	358
<b>3. Passenger-cum-Cargo Vessel</b>								
No.	2	2	2	1	0	0	0	0
GT	12	12	12	1	0	0	0	0
DWT	5	5	5	0	0	0	0	0
<b>4. Off - shore supply Vessel</b>								
No.	3	3	3	3	2	2	4	4
GT	5	5	5	5	4	4	9	9
DWT	6	7	7	7	5	5	8	8
<b>5. TUG</b>								
No.	3	3	3	3	3	3	2	2
GT	6	6	6	6	6	6	3	3
DWT	4	4	4	4	4	4	1	1
<b>Total</b>								
No.	12	12	12	11	9	9	9	9
GT	261	261	261	250	247	247	247	247
DWT	455	456	456	451	449	449	449	449

Source : D.G. Shipping, M/o Ports, Shipping & Waterways

# Includes B.C.

Table 4.5

## Total Fleet Owned by SCI-By Type and Size of Vessels (As on 31st December,2022)

Type/Size	Below 999	1000- 4999	5000- 9999	10000- 19999	20000- 34999	35000- 49999	50000- 84999	85000 above	Total
(1)	(2)	(3)	(4)	(5)	(6)	(7)	(8)	(9)	(10)
<b>AHTS</b>									
NO	0	1	0	0	0	0	0	0	1
GT	0	2067	0	0	0	0	0	0	2067
<b>BC</b>									
NO	0	0	0	0	0	1	0	0	1
GT	0	0	0	0	0	44861	0	0	44861
<b>CELLULAR CONTAINER VESSEL</b>									
NO	0	0	0	0	2	0	0	0	2
GT	0	0	0	0	43926	0	0	0	43926
<b>DRY CARGO BULK CARRIER</b>									
NO	0	0	0	0	8	6	0	0	14
GT	0	0	0	0	265159	265759	0	0	530918
<b>DRY CARGO LINER</b>									
NO	0	0	0	0	0	2	0	0	2
GT	0	0	0	0	0	87358	0	0	87358
<b>GAS CARRIER</b>									
NO	0	0	0	0	0	1	0	0	1
GT	0	0	0	0	0	46506	0	0	46506
<b>OFFSHORE SUPPLY VESSEL</b>									
NO	0	4	0	0	0	0	0	0	4
GT	0	7841	0	0	0	0	0	0	7841

Table 4.5 (Contd...)

## Total Fleet Owned by SCI-By Type and Size of Vessels (As on 31st December,2022)

Type/Size	Below 999	1000- 4999	5000- 9999	10000- 19999	20000- 34999	35000- 49999	50000- 84999	85000 above	Total
(1)	(2)	(3)	(4)	(5)	(6)	(7)	(8)	(9)	(10)
<b>OIL TANKER (CRUDE)</b>									
NO	0	0	0	0	4	6	12	3	25
GT	0	0	0	0	114723	257070	809234	488933	1669960
<b>OIL TANKER (PC)</b>									
NO	0	0	0	0	2	0	4	2	8
GT	0	0	0	0	43654	0	274525	323618	641797
<b>SUPPLY VESSEL</b>									
NO	0	2	0	0	0	0	0	0	2
GT	0	6922	0	0	0	0	0	0	6922
<b>TUG</b>									
NO	0	6	0	0	0	0	0	0	6
GT	0	12885	0	0	0	0	0	0	12885
<b>TOTAL</b>									
NO	0	13	0	0	16	16	16	5	66
GRT	0	29715	0	0	467462	701554	1083759	812551	3095041

**Table 4.6**  
**Overseas Fleet Owned by SCI Type and Size of Vessels (As on 31st December,2022)**

Type/Size	Below 999	1000- 4999	5000- 9999	10000- 19999	20000- 34999	35000- 49999	50000- 84999	85000 above	Total
(1)	(2)	(3)	(4)	(5)	(6)	(7)	(8)	(9)	(10)
<b>AHTS</b>									
NO	0	1	0	0	0	0	0	0	1
GT	0	2067	0	0	0	0	0	0	2067
<b>CELLULAR CONTAINER VESSEL</b>									
NO	0	0	0	0	2	0	0	0	2
GT	0	0	0	0	43926	0	0	0	43926
<b>DRY CARGO BULK CARRIER</b>									
NO	0	0	0	0	8	6	0	0	14
GT	0	0	0	0	265159	265759	0	0	530918
<b>DRY CARGO LINER</b>									
NO	0	0	0	0	0	2	0	0	2
GT	0	0	0	0	0	87358	0	0	87358
<b>GAS CARRIER</b>									
NO	0	0	0	0	0	1	0	0	1
GT	0	0	0	0	0	46506	0	0	46506
<b>OIL TANKER (CRUDE)</b>									
NO	0	0	0	0	3	6	12	2	23
GT	0	0	0	0	89683	257070	809234	323614	1479601
<b>OIL TANKER (PC)</b>									
NO	0	0	0	0	2	0	4	2	8
GT	0	0	0	0	43654	0	274525	323618	641797
<b>SUPPLY VESSEL</b>									
NO	0	2	0	0	0	0	0	0	2
GT	0	6922	0	0	0	0	0	0	6922
<b>TUG</b>									
NO	0	4	0	0	0	0	0	0	4
GT	0	8806	0	0	0	0	0	0	8806
<b>TOTAL</b>									
<b>NO</b>	<b>0</b>	<b>7</b>	<b>0</b>	<b>0</b>	<b>15</b>	<b>15</b>	<b>16</b>	<b>4</b>	<b>57</b>
<b>GRT</b>	<b>0</b>	<b>17795</b>	<b>0</b>	<b>0</b>	<b>442422</b>	<b>656693</b>	<b>1083759</b>	<b>647232</b>	<b>2847901</b>

Table 4.7

## Coastal Fleet Owned by SCI- By Type and Size of Vessels (As on 31st December,2022)

Type/Size	Below 999	1000- 4999	5000- 9999	10000- 19999	20000- 34999	35000 above	Total
(1)	(2)	(3)	(4)	(5)	(6)	(7)	(8)
<b>BC</b>							
NO	0	0	0	0	0	1	1
GT	0	0	0	0	0	44861	44861
<b>OFFSHORE SUPPLY VESSEL</b>							
NO	0	4	0	0	0	0	4
GT	0	7841	0	0	0	0	7841
<b>OIL TANKER (CRUDE)</b>							
NO	0	0	0	0	1	1	2
GT	0	0	0	0	25040	165319	190359
<b>TUG</b>							
NO	0	2	0	0	0	0	2
GT	0	4079	0	0	0	0	4079
<b>TOTAL</b>							
<b>NO</b>	<b>0</b>	<b>6</b>	<b>0</b>	<b>0</b>	<b>1</b>	<b>2</b>	<b>9</b>
<b>GRT</b>	<b>0</b>	<b>11920</b>	<b>0</b>	<b>0</b>	<b>25040</b>	<b>210180</b>	<b>247140</b>

Table 4.8

## Total Fleet Owned By SCI-By Type and Age of Vessels (As on 31st December,2022)

Type/Age	Upto 5 Yrs.	6-10 Yrs	11-15 Yrs	16-20 Yrs	Above 20 Yrs	Total
(1)	(2)	(3)	(4)	(5)	(6)	(7)
<b>AHTS</b>						
NO	0	1	0	0	0	1
GT	0	2067	0	0	0	2067
<b>BC</b>						
NO	0	1	0	0	0	1
GT	0	44861	0	0	0	44861
<b>CELLULAR CONTAINER VESSEL</b>						
NO	0	0	0	0	2	2
GT	0	0	0	0	43926	43926
<b>DRY CARGO BULK CARRIER</b>						
NO	0	8	6	0	0	14
GT	0	332129	198789	0	0	530918
<b>DRY CARGO LINER</b>						
NO	0	0	2	0	0	2
GT	0	0	87358	0	0	87358
<b>GAS CARRIER</b>						
NO	0	0	0	0	1	1
GT	0	0	0	0	46506	46506
<b>OFFSHORE SUPPLY VESSEL</b>						
NO	0	3	0	0	1	4
GT	0	6531	0	0	1310	7841
<b>OIL TANKER (CRUDE)</b>						
NO	0	1	13	8	3	25
GT	0	165319	727205	629421	148015	1669960
<b>OIL TANKER (PC)</b>						
NO	0	1	4	1	2	8
GT	0	81334	355607	161202	43654	641797

Table 4.8 (Contd...)

## Total Fleet Owned By SCI-By Type and Age of Vessels (As on 31st December,2022)

Type/Age	Upto 5 Yrs.	6-10 Yrs	11-15 Yrs	16-20 Yrs	Above 20 Yrs	Total
(1)	(2)	(3)	(4)	(5)	(6)	(7)
<b>SUPPLY VESSEL</b>						
NO	1	1	0	0	0	2
GT	3616	3306	0	0	0	6922
<b>TUG</b>						
NO	0	3	3	0	0	6
GT	0	6739	6146	0	0	12885
<b>TOTAL</b>						
<b>NO</b>	<b>1</b>	<b>19</b>	<b>28</b>	<b>9</b>	<b>9</b>	<b>66</b>
<b>GRT</b>	<b>3616</b>	<b>642286</b>	<b>1375105</b>	<b>790623</b>	<b>283411</b>	<b>3095041</b>



Table 4.9

## Total Fleet Owned By SCI-By Type and Age of Vessels (As on 31st December,2022)

Type/Age	Upto 5 Yrs.	6-10 Yrs	11-15 Yrs	16-20 Yrs	Above 20 Yrs	Total
(1)	(2)	(3)	(4)	(5)	(6)	(7)
<b>AHTS</b>						
NO	0	1	0	0	0	1
GT	0	2067	0	0	0	2067
<b>CELLULAR CONTAINER VESSEL</b>						
NO	0	0	0	0	2	2
GT	0	0	0	0	43926	43926
<b>DRY CARGO BULK CARRIER</b>						
NO	0	8	6	0	0	14
GT	0	332129	198789	0	0	530918
<b>DRY CARGO LINER</b>						
NO	0	0	2	0	0	2
GT	0	0	87358	0	0	87358
<b>GAS CARRIER</b>						
NO	0	0	0	0	1	1
GT	0	0	0	0	46506	46506
<b>OIL TANKER (CRUDE)</b>						
NO	0	0	13	8	2	23
GT	0	0	727205	629421	122975	1479601
<b>OIL TANKER (PC)</b>						
NO	0	1	4	1	2	8
GT	0	81334	355607	161202	43654	641797
<b>SUPPLY VESSEL</b>						
NO	1	1	0	0	0	2
GT	3616	3306	0	0	0	6922
<b>TUG</b>						
NO	0	3	1	0	0	4
GT	0	6739	2067	0	0	8806

Table 4.9 (Contd...)

Total Fleet Owned By SCI-By Type and Age of Vessels (As on 31st December,2022)

Type/Age	Upto 5 Yrs.	6-10 Yrs	11-15 Yrs	16-20 Yrs	Above 20 Yrs	Total
(1)	(2)	(3)	(4)	(5)	(6)	(7)
<b>TOTAL</b>						
<b>NO</b>	<b>1</b>	<b>14</b>	<b>26</b>	<b>9</b>	<b>7</b>	<b>57</b>
<b>GRT</b>	<b>3616</b>	<b>425575</b>	<b>1371026</b>	<b>790623</b>	<b>257061</b>	<b>2847901</b>

**Table 4.10****Coastal Fleet Owned By SCI-By Type and Age of Vessels (As on 31st December,2022)**

<b>Type/Age</b>	<b>Upto 5 Yrs.</b>	<b>6-10 Yrs</b>	<b>11-15 Yrs</b>	<b>16-20 Yrs</b>	<b>Above 20 Yrs</b>	<b>Total</b>
<b>(1)</b>	<b>(2)</b>	<b>(3)</b>	<b>(4)</b>	<b>(5)</b>	<b>(6)</b>	<b>(7)</b>
<b>BC</b>						
NO	0	1	0	0	0	1
GT	0	44861	0	0	0	44861
<b>OFFSHORE SUPPLY VESSEL</b>						
NO	0	3	0	0	1	4
GT	0	6531	0	0	1310	7841
<b>OIL TANKER (CRUDE)</b>						
NO	0	1	0	0	1	2
GT	0	165319	0	0	25040	190359
<b>TUG</b>						
NO	0	0	2	0	0	2
GT	0	0	4079	0	0	4079
<b>TOTAL</b>						
<b>NO</b>	<b>0</b>	<b>5</b>	<b>2</b>	<b>0</b>	<b>2</b>	<b>9</b>
<b>GRT</b>	<b>0</b>	<b>216711</b>	<b>4079</b>	<b>0</b>	<b>26350</b>	<b>247140</b>

**Table 4.11**  
**Total Fleet Owned By SCI-By Age and Size Vessels (As on 31st December,2022)**

Age/Size	Below 999	1000- 4999	5000- 9999	10000- 19999	20000- 34999	35000- 49999	50000- 84999	85000 above	Total
(1)	(2)	(3)	(4)	(5)	(6)	(7)	(8)	(9)	(10)
<b>Upto 5 Yrs.</b>									
NO	0	1	0	0	0	0	0	0	1
GT	0	3616	0	0	0	0	0	0	3616
<b>6 to 10 Yrs.</b>									
NO	0	8	0	0	2	7	1	1	19
GT	0	18643	0	0	66370	310620	81334	165319	642286
<b>11 to 15 Yrs.</b>									
NO	0	3	0	0	9	7	7	2	28
GT	0	6146	0	0	288472	301583	454076	324828	1375105
<b>16 to 20 Yrs.</b>									
NO	0	0	0	0	0	0	7	2	9
GT	0	0	0	0	0	0	468219	322404	790623
<b>Above 20 Yrs.</b>									
NO	0	1	0	0	5	2	1	0	9
GT	0	1310	0	0	112620	89351	80130	0	283411
<b>Total</b>									
NO	0	13	0	0	16	16	16	5	66
GT	0	29715	0	0	467462	701554	1083759	812551	3095041

**Table 4.12**  
**Overseas Fleet Owned By SCI-By Age and Size Vessels (As on 31st December,2022)**

<b>Age/Size</b>	<b>Below 999</b>	<b>1000- 4999</b>	<b>5000- 9999</b>	<b>10000- 19999</b>	<b>20000- 34999</b>	<b>35000- 49999</b>	<b>50000- 84999</b>	<b>85000 above</b>	<b>Total</b>
<b>(1)</b>	<b>(2)</b>	<b>(3)</b>	<b>(4)</b>	<b>(5)</b>	<b>(6)</b>	<b>(7)</b>	<b>(8)</b>	<b>(9)</b>	<b>(10)</b>
<b>Upto 5 Yrs.</b>									
NO	0	1	0	0	0	0	0	0	<b>1</b>
GT	0	3616	0	0	0	0	0	0	<b>3616</b>
<b>6 to 10 Yrs.</b>									
NO	0	5	0	0	2	6	1	0	<b>14</b>
GT	0	12112	0	0	66370	265759	81334	0	<b>425575</b>
<b>11 to 15 Yrs.</b>									
NO	0	1	0	0	9	7	7	2	<b>26</b>
GT	0	2067	0	0	288472	301583	454076	324828	<b>1371026</b>
<b>16 to 20 Yrs.</b>									
NO	0	0	0	0	0	0	7	2	<b>9</b>
GT	0	0	0	0	0	0	468219	322404	<b>790623</b>
<b>Above 20 Yrs.</b>									
NO	0	0	0	0	4	2	1	0	<b>7</b>
GT	0	0	0	0	87580	89351	80130	0	<b>257061</b>
<b>Total</b>									
NO	<b>0</b>	<b>7</b>	<b>0</b>	<b>0</b>	<b>15</b>	<b>15</b>	<b>16</b>	<b>4</b>	<b>57</b>
GT	<b>0</b>	<b>17795</b>	<b>0</b>	<b>0</b>	<b>442422</b>	<b>656693</b>	<b>1083759</b>	<b>647232</b>	<b>2847901</b>

Table 4.13

## Coastal Fleet Owned By SCI-By Age and Size Vessels (As on 31st December,2022)

Age/Size	Below 999	1000- 4999	5000- 9999	10000- 19999	20000- 34999	35000 above	Total
(1)	(2)	(3)	(4)	(5)	(6)	(7)	(8)
<b>Upto 5 Yrs.</b>							
NO	0	0	0	0	0	0	<b>0</b>
GT	0	0	0	0	0	0	<b>0</b>
<b>6 to 10 Yrs.</b>							
NO	0	3	0	0	0	2	<b>5</b>
GT	0	6531	0	0	0	210180	<b>216711</b>
<b>11 to 15 Yrs.</b>							
NO	0	2	0	0	0	0	<b>2</b>
GT	0	4079	0	0	0	0	<b>4079</b>
<b>16 to 20 Yrs.</b>							
NO	0	0	0	0	0	0	<b>0</b>
GT	0	0	0	0	0	0	<b>0</b>
<b>Above 20 Yrs.</b>							
NO	0	1	0	0	1	0	<b>2</b>
GT	0	1310	0	0	25040	0	<b>26350</b>
<b>Total</b>							
NO	<b>0</b>	<b>6</b>	<b>0</b>	<b>0</b>	<b>1</b>	<b>2</b>	<b>9</b>
GT	<b>0</b>	<b>11920</b>	<b>0</b>	<b>0</b>	<b>25040</b>	<b>210180</b>	<b>247140</b>

**Table 4.14**  
**Performance Indicators of SCI (as on 31st March)**  
**(From 2015-16 to 2021-22)**

<b>Item</b>	<b>2015-16</b>	<b>2016-17</b>	<b>2017-18</b>	<b>2018-19</b>	<b>2019-20</b>	<b>2020-21</b>	<b>2021-22</b>
<b>(1)</b>	<b>(2)</b>	<b>(3)</b>	<b>(4)</b>	<b>(5)</b>	<b>(6)</b>	<b>(7)</b>	<b>(8)</b>
1. No. of Voyages							
Planned *	...	...	...	...	...	...	...
Actual	...	...	...	...	...	...	...
2. Cargo Carried ( RT)							
Planned *	...	...	...	...	...	...	...
Actual **	34083695	31450674	5,29,72,760	4,88,85,210	51447282	40039003	45008453
3. Earnings (Rs. Lakhs)							
Planned	386987	365180	3,97,498	3,94,400	387600	422300	452200
Actual	407828	340724	3,37,071	4,14,409	442544	370325	499455
4. Earnings Per Day Per Ship (Rs.)							
Liner ***	...	...	NA	NA	NA	NA	NA
Bulk Carrier	438120	495899	8,29,040	12,06,071	1126041	1084375	2384674
Tanker	2054342	1839256	18,65,024	22,12,989	2568096	2306034	2844748
5. Cargo Carried Per Day Per Ship (Tonne)							
Liner ****	...	...	NA	NA	NA	NA	NA
Bulk Carrier	1212	1307	2162	1862	1654	1853	1737
Tanker	4451	3479	3690	3580	3886	3391	5080

Source : Shipping Corporation of India

Note :

\* Instead of No. of Voyages and tonnage of cargo, Time Charter Yield (TCY) per day is planned.

\*\* : Cargo carried (in MT) on voyage charter and time charter by SCI vessels

\*\*\* Liner operations are performed as a member of consortium on slot sharing basis.

\*\*\*\* Containers are carried on slot sharing basis and hence cannot be calculated as per day per ship.

RT : Registered Tonnage

**Table 4.15**  
**Financial Performance of The Shipping Corporation of India #**  
(From 2015-16 to 2021-22)

(Rs. in Crores)

Item	2015-16 *	2016-17	2016-17 **	2017-18	2018-19	2019-20	2020-21	2021-22
(1)	(2)	(3)	(4)	(5)	(6)	(7)	(8)	(9)
	IGAAP		IND AS					
1. Operating earnings	4049.9	3446.9	3447.4	3469.5	3872.9	4425.4	3703.3	4994.9
2. Interest Income	114.1	106.4	106.4	86.3	90.5	81.2	65.6	72.6
3. Other income	50.7	38.8	38.8	61.7	141.8	161.8	60.0	31.5
<b>4. Total Earnings (1+2+3)</b>	<b>4214.7</b>	<b>3592.1</b>	<b>3592.6</b>	<b>3617.5</b>	<b>4105.2</b>	<b>4668.4</b>	<b>3828.9</b>	<b>5099</b>
5. Operating expenses	2098.8	2141.3	2178.0	2,223.0	2,533.0	2,558.3	1,999.0	2,900.5
6. Employee benefits	487	457.7	418.2	485.9	447.6	476.5	473.8	485.4
7. Finance Costs	171.9	172.2	172.2	179.8	359.1	364.1	21.1	157.7
8. Depreciation	542.3	566.1	566.1	610.3	658.5	671.2	627.9	635.4
9. Other expenses	125.4	77.7	72.5	89.0	181.9	250.7	72.2	81.4
10. Impairment	-	-	-	-	-	-	-	-
11. Extraordinary Items	-	-	-	-	-	-	-	-
12. Tax Liability	36.1	36.1	43.5	-224.27	47.1	45.2	16.7	43.4
<b>13. Total Expenses (5 to 12)</b>	<b>3461.5</b>	<b>3451.1</b>	<b>3450.4</b>	<b>3363.7</b>	<b>4227.2</b>	<b>4366.0</b>	<b>3210.7</b>	<b>4303.8</b>
<b>14. Profit after tax (4-13)</b>	<b>753.2</b>	<b>141.0</b>	<b>142.2</b>	<b>253.8</b>	<b>-122.0</b>	<b>302.4</b>	<b>618.2</b>	<b>795.2</b>
<b>Assets</b>								
<b>Fixed Assets</b>								
15. Gross Block	15,851.3	15,945.6	15,945.6	15,986.2	15,594.9	15,218.3	15,364.7	13,023.5
16. Less Depreciation (Cum.) & Impairment	4,024.1	4,534.9	4,534.9	4,638.2	4,475.8	4,565.1	5,190.3	5,398.7
<b>17. Net Block (15-16)</b>	<b>11827.2</b>	<b>11410.7</b>	<b>11410.7</b>	<b>11348.0</b>	<b>11119.1</b>	<b>10653.2</b>	<b>10174.4</b>	<b>7624.8</b>
18. Assests under construction	-	27.3	27.3	7.8	7.6	2.8	32.7	58.3
19. Other Net Assets (Net of other Liabilities)	1027.0	216.4	226.4	25.8	-441.1	-605	905.4	1567.1
20. Investments	65.7	74.6	74.6	130.9	77.1	77.3	77.1	78.4
21. Non Core Assets held for Demerger	-	-	-	-	-	-	-	2,392.4
<b>22. Total (17 to 21)</b>	<b>12919.9</b>	<b>11729.0</b>	<b>11739.0</b>	<b>11512.5</b>	<b>10762.7</b>	<b>10128.3</b>	<b>11189.6</b>	<b>11721.0</b>
<b>What the company owed</b>								
<b>Long term funds</b>								
23. Bank Loans	5844.8	4518.1	4518.1	3790.6	2963.7	2189.4	1475.0	1265.5
24. Unsecured Loans	-	-	-	520.4	726.3	565.4	1756.7	1481.9
<b>25. Total Long term funds (23 +24)</b>	<b>5844.8</b>	<b>4518.1</b>	<b>4518.1</b>	<b>4311.0</b>	<b>3690.0</b>	<b>2754.8</b>	<b>3231.7</b>	<b>2747.4</b>
26. Deferred Tax Liability	351.6	343.6	388.2	104.0	91.5	75.3	55.8	0.8
27. Liabilities directly associated with assets classified as held for Demerger	-	-	-	-	-	-	-	273.0
<b>Net Worth of Company</b>								
28. Share capital	465.8	465.8	465.8	465.8	465.8	465.8	465.8	465.8
29. Reserve & Surplus	6257.7	6257.7	6367	6631.8	6515.4	6832.4	7436.2	5860.3
30. Other Equity held for Demerger	0.0	0.0	0.0	0.0	0.0	0.0	0.0	2373.6
<b>31. Total (28+29+30)</b>	<b>6723.5</b>	<b>6723.5</b>	<b>6832.8</b>	<b>7097.6</b>	<b>6981.2</b>	<b>7298.2</b>	<b>7902.0</b>	<b>8699.7</b>
Dividend paid							<b>34.9</b>	<b>11.6</b>
Dividend % ***	-	-	-	-	-	7.5	2.5	3.3

Source : Annual Reports of The Shipping Corporation of India Ltd, 2021-22

Note :

# : As on 31st March

\* : Figures are restated as per IND AS

\*\* : Figures are restated as per IND AS 8

\*\*\* : The board of Directors, in its meeting held on May 6, 2022 has recommended a dividend of Rs. 0.33/- per equity share of face of Rs. 10/- each for the financial year ended March 31, 2022 which is subject to the approval of the shareholders at the Annual General Meeting

Dividend Declared for FY 19-20 of Rs. 34.93 Crores were paid in FY 2020-21 and Dividend declared for FY 2020-21 of Rs. 11.64 Crores were paid in FY 2021-22.

IGAAP : Indian Generally Accepted Accounting Principles

IND AS : Indian Accounting Standards



**SECTION - 5**

**FINANCE**

**Table 5.1**  
**Source of Finance of Indian Shipping Companies As on 31st March**  
**(From 2020 to 2022)**

Company/Shipowner	Accounting year ending	Paid-up Capital	Reserve & Surplus	Loans	(Rs. In Lakh)	
					Other Liabilities	Total Liabilities
(1)	(2)	(3)	(4)	(5)	(6)	(7)
1. Arcadia Shipping @	2022	1500	2096	9509	7663	20768
	2021	1500	2096	9509	7663	20768
	2020	1500	2096	9509	7663	20768
2. Chowgule Steamships Ltd.	2022	3631	(-)83	-	601	4232
	2021	3631	9245	-	754	13630
	2020	3631	8218	-	2682	14531
3. Dredging Corporation of India Ltd.	2022	2800	137235	7617	82999	230651
	2021	2800	136719	29390	57501	226410
	2020	2800	154224	55210	34570	246804
4. Lakshadweep Dev. Corpn. Ltd.@	2022	650	25263	...	31682	57595
	2021	650	25263	...	31682	57595
	2020	650	25263	...	31682	57595
5. Gautam Freight Pvt. Ltd. @	2022	1900	12288	2956	14715	31859
	2021	1900	12288	2956	14715	31859
	2020	1900	12288	2956	14715	31859
6. Great Eastern Shipping Co.	2022	14277	642866	297052	142656	1096851
	2021	14697	595102	324103	150603	1084505
	2020	14697	492008	331911	161963	1000579
7. Mercator Lines Ltd.	2022	3025	(-)100941	-	35277	38302
	2021	3025	(-)101462	-	37016	40041
	2020	3025	22265	47373	86177	158840
8. Pluto Shipping Limited @	2022	23	294	...	333	650
	2021	23	294	...	333	650
	2020	23	294	...	333	650
9. Reliance Industries Limited@	2022	644500	46803800	16059800	23859200	87367300
	2021	644500	46803800	16059800	23859200	87367300
	2020	633900	38487600	19440200	38608200	97169900
10. Raj Shipping Agencies Ltd.	2022	297	43984	584	580	45445
	2021	297	39818	738	768	41621
	2020	297	33530	-	4670	38497

**Table 5.1 (Contd...)**  
**Source of Finance of Indian Shipping Companies As on 31st March**  
**(From 2020 to 2022)**

Company/Shipowner	Accounting year ending	Paid-up Capital	Reserve & Surplus	Loans	Other Liabilities	(Rs. Lakh)
						Total Liabilities
(1)	(2)	(3)	(4)	(5)	(6)	(7)
11. Ocean Sparkle Ltd.	2022	2165	113093	45449	6201	51650
	2021	2165	104104	57238	6955	64193
	2020	2165	100448	69950	3057	73006
12. Shahi Shipping Ltd. ##	2022	1449	(-)1162	713	1695	1991
	2021	1449	(-)1153	492	1725	2021
	2020	1449	(-)1062	-	1685	2072
13. Shreyas Shipping Ltd. @	2022	2196	35895	8555	18193	64839
	2021	2196	35895	8555	18193	64839
	2020	2196	31305	10994	23427	67922
14. SEAMEC Ltd.	2022	2543	62050	4908	6711	76212
	2021	2543	54475	-	6426	63444
	2020	2543	3220	-	43629	49392
15. Sical Logistics Ltd.	2022	5854	(-)98943	10576	140184	156614
	2021	5854	(-)72642	11432	155820	173106
	2020	5854	45939	10094	130022	191909
16. Tolani Shipping Co. Ltd. @	2022	5738	59527	33778	10292	109335
	2021	5738	59527	33778	10292	109335
	2020	5738	59527	33778	10292	109335
17. Transport Corporation of India Ltd.	2022	1547	129760	2197	29664	163168
	2021	1542	106494	10091	40544	158671
	2020	1537	93461	14169	48199	157366
18. United Shippers Ltd. @	2022	462	33270	127	8694	42553
	2021	462	33270	127	8694	42553
	2020	462	33270	127	8694	42553
19. Fugro Survey (India) Pvt. Ltd. @	2022	...	...	...	...	...
	2021	...	...	...	...	...
	2020	...	...	...	...	...
20. Vedanta Ltd. ^ @	2022	37200	6190600	3796200	8545700	18569700
	2021	37200	6190600	3796200	8545700	18569700
	2020	37200	5426300	3672400	9226300	18362200

**Table 5.1 (Contd...)**  
**Source of Finance of Indian Shipping Companies As on 31st March**  
**(From 2020 to 2022)**

(Rs. Lakh)

Company/Shipowner	Accounting year ending	Paid-up Capital	Reserve & Surplus	Loans	Other Liabilities	Total Liabilities
(1)	(2)	(3)	(4)	(5)	(6)	(7)
21. All Cargo Shipping Co. Pvt. Ltd @	2022	1	4244	384	1639	6268
	2021	1	4244	384	1639	6268
	2020	1	4244	384	1639	6268
22. Global Offshore Services Ltd.	2022	2473	2288	2464	51200	58425
	2021	2473	8482	6825	43463	61243
	2020	2473	10204	13084	38023	63784
23. PFS Shipping (India) Ltd. @	2022	64228	147254	886194	66508	1164184
	2021	64228	147254	886194	66508	1164184
	2020	64228	147254	886194	66508	1164184
24. The India Cements Ltd. @	2022	30990	530806	46364	479240	1087400
	2021	30990	530806	46364	479240	1087400
	2020	30990	510501	74191	529561	1145243
25. Essar Shipping Ltd.	2022	20698	(-)512077	167807	459195	116993
	2021	20698	(-)502000	174321	459195	208404
	2020	20698	(-)442844	197495	459195	234544
26. West Asia Maritime Ltd. @	2022	3452	(-)17253	-	15881	2080
	2021	3452	(-)17253	-	15881	2080
	2020	3452	(-)17253	-	15881	2080
27. Great Ship (India) Ltd.	2022	11135	202886	136411	40099	390531
	2021	11135	215068	150922	42724	419849
	2020	11135	226423	182138	49923	469619
28. Arya Tankers Pvt. Ltd.	2022	1	6286	3915	788	10990
	2021	1	4953	5119	2460	12533
	2020	1	3345	11140	2922	17408
29. Chandra Ship Mgmt. Pvt. Ltd. @	2022	1200	770	0	394	2364
	2021	1200	770	0	394	2364
	2020	1200	770	0	394	2364
30. L&T Sapura Shipping Pvt. Ltd. @	2022	15885	36894	...	31381	84160
	2021	15885	36894	...	31381	84160
	2020	15885	36894	...	31381	84160

**Table 5.1 (Contd...)**  
**Source of Finance of Indian Shipping Companies As on 31st March**  
**(From 2020 to 2022)**

Company/Shipowner	Accounting year ending	Paid-up Capital	Reserve & Surplus	Loans	Other Liabilities	(Rs. Lakh)
						Total Liabilities
(1)	(2)	(3)	(4)	(5)	(6)	(7)
31. Seven Islands Shipping Ltd.	2022	5723	93999	89173	38627	227522
	2021	5723	85668	74204	28869	194464
	2020	5723	66388	35345	14828	122284
32. Triton Maritime Pvt. Ltd.	2022	8.98	6036	1067	415	1482
	2021	8.98	6609	1226	624	1850
	2020	8.98	6011	1997	834	2830
33. Polestar Maritime Ltd. @	2022	276	2186	1130	91	3683
	2021	276	2186	1130	91	3683
	2020	276	2186	1130	91	3683
34. International Seaport Dredging Pvt. Ltd. @	2022	16141	(-)31475	-	67856	52522
	2021	16141	(-)31475	-	67856	52522
	2020	16141	(-)31475	-	67856	52522
35. Van Oord India Pvt. Ltd.	2022	35	(-)6112	-	49310	49310
	2021	35	1663	-	58562	58562
	2020	35	4177	-	52384	52384
36. Seaport Logistics P. Ltd. @	2022	253	2655	1935	6310	11153
	2021	253	2655	1935	6310	11153
	2020	253	2655	1935	6310	11153
37. Sanmar Shipping Ltd.@	2022	1530	31323	15510	4213	52576
	2021	1530	31323	15510	4213	52576
	2020	1530	31323	15510	4213	52576
38. B.G. Shirke Consturction Technology P. Ltd.	2022	3,455	1,89,439	1,05,033	1,79,421	2,84,454
	2021	3,455	1,58,179	75,754	2,47,120	3,22,874
	2020	3,455	1,39,133	88,916	2,36,187	3,25,103
39. Global United Shipping (I) P. Ltd. @	2022	8299	(-)8201	19068	21742	40908
	2021	8299	(-)8201	19068	21742	40908
	2020	8299	(-)8201	19068	21742	40908

**Table 5.1 (Contd...)  
Source of Finance of Indian Shipping Companies As on 31st March  
(From 2020 to 2022)**

(Rs. Lakh)						
Company/Shipowner	Accounting year ending	Paid-up Capital	Reserve & Surplus	Loans	Other Liabilities	Total Liabilities
(1)	(2)	(3)	(4)	(5)	(6)	(7)
40. LMCS Maritime P. Ltd.	2022	500	(-)9492	67	42051	38510
	2021	500	(-)9492	67	42051	38510
	2020	500	(-)4108	54	42908	39354
41. Zen Shipping & Ports (India) P. Ltd. @	2022	2,947	131	6,292	681	10,051
	2021	2,947	131	6,292	681	10,051
	2020	2,947	131	6,292	681	10,051
42. SMP (Kolkata Port Trust) @	2022	-	2,49,813	-	115314	3,65,126
	2021	-	2,49,813	-	115314	3,65,126
	2020	-	2,53,324	-	120712	3,74,036
43. Sethusamudram Corporation Ltd.@	2022	74,500	6,999	-	9572	91,071
	2021	74,500	6,999	-	9572	91,071
	2020	74,500	6,999	-	9572	91,071
44. Cochin Port Trust	2022	-	8,551	44,942	5445	58,938
	2021	-	8,551	44,938	3688	57,177
	2020	-	8550	7529	40778	56857
45. Nautex Martime Pvt. Ltd. @	2022	-	-	-	-	-
	2021	-	-	-	-	-
	2020	80	307	40	227	655
46. Netincon Logistics Pvt. Ltd. @	2022	174	3,297	0.04	2376	5,847
	2021	174	3,297	0.04	2376	5,847
	2020	174	3147	0.04	2944	6265
47. VOC Port Trust	2022	-	220557	-	25147	245704
	2021	-	206882	-	23933	230815
	2020	-	196554	-	22064	218618
48. Varun Gas Logistics Pvt. Ltd.	2022	2,136	(-)6542	29,177	6273	37,586
	2021	2,136	(-)4586	32,115	4684	38,935
49. Sai Shipping Company Private Limited	2022	654	4179	534	1199	1,732
	2021	654	1841	561	3422	3,982
	2020	654	1395	886	3908	4794

- : Not Available

... : Nil

Companies at S.no. 44,45,46 & 47 provided the data for the first time in 2020-21

\$ : Formerly Foods, Fats & Fertilisers Ltd.

## : Formerly SKS Logistics Ltd.

^ : Formerly Sesa Sterilite Limited/Sesa Goa Limited

@ : Information has not been received for the year 2021-22 & so last year data has been repeated

Source: Annual Reports of respective shipping companies.

**Table 5.2**  
**Profitability of Indian Shipping Companies for the year ending 31st March**  
**(From 2020 to 2022)**

Company/Shipowner	Accounting year ending	Freight, Charter Hire & Passage	Total Income	Operating Est. & Other Exp(excl. Dep.)	Total Expenditure	(Rs. Lakh)	
						Profit/Loss before Tax	Profit / Loss after Tax
(1)	(2)	(3)	(4)	(5)	(6)	(7)	(8)
1. Arcadia Shipping @	2022	...	12155	10028	10028	374	374
	2021	...	12155	10028	10028	374	374
	2020	...	12155	10028	10028	374	374
2. Chowgule Steamships Ltd.	2022	...	412	223	278	134	(-)9328
	2021	...	735	304	366	369	1019
	2020	...	1009	430	503	506	356
3. Dredging Corporation of India Ltd.	2022	...	80154	69340	81360	462	342
	2021	...	76692	81806	93736	(-)17043	(-)17226
	2020	...	75530	62475	74188	1342	551
4. Lakshadweep Dev. Corpn. Ltd.@	2022	...	4529	1040	1076	3902	3902
	2021	...	4529	1040	1076	3902	3902
	2020	...	4529	1040	1076	3902	3902
5. Gautam Freight Pvt. Ltd. @	2022	...	43111	39419	40981	2130	17980
	2021	...	43111	39419	40981	2130	17980
	2020	...	43111	39419	40981	2130	17980
6. Great Eastern Shipping Co.	2022	...	296639	169990	213584	83055	81167
	2021	...	289285	138833	182698	106587	103013
	2020	...	309061	229434	277108	31953	28069
7. Mercator Lines Ltd.	2022	...	1270	851	861	40.86	521
	2021	...	4059	24414	24427	(-)20376	(-)21311
	2020	...	38857	(-)12372	70731	(-)31874	(-)51145
8. Pluto Shipping Limited @	2022	...	631	572	587	45	42
	2021	...	631	572	587	45	42
	2020	...	631	572	587	45	42
9. Reliance Industries Limited @	2022	...	27988700	24778000	25697900	2290800	3194400
	2021	...	27988700	24778000	25697900	2290800	3194400
	2020	...	36542100	31113200	32086000	4456100	3090300
10. Raj Shipping Agencies Ltd.	2022	...	9745	3998	4663	5083	4230
	2021	...	10286	3328	4023	6263	6034
	2020	...	6170	3393	4091	2079	1715

**Table 5.2**  
**Profitability of Indian Shipping Companies for the year ending 31st March**  
**(From 2020 to 2022)**

Company/Shipowner	Accounting year ending	Freight, Charter Hire & Passage	Total Income	Operating Estt. & Other Exp(excl. Dep.)	Total Expenditure	(Rs. Lakh)	
						Profit/Loss before Tax	Profit / Loss after Tax
(1)	(2)	(3)	(4)	(5)	(6)	(7)	(8)
11. Ocean Sparkle Ltd.	2022	1340	53830	31081	40287	13543	12074
	2021	979	56109	38805	47588	8521	6741
	2020	1103	56292	32655	41200	15092	13245
12. Shahi Shipping Ltd. ##	2022	...	1166	1104	1181	(-)15	(-)8
	2021	...	981	1035	1121	(-)140	(-)113
	2020	...	843	1068	1167	(-)323	(-)331
13. Shreyas Shipping Ltd. @	2022	...	56419	51256	52757	3882	3748
	2021	...	56419	51256	52757	3882	3748
	2020	...	61601	58898	60690	911	846
14. SEAMEC Ltd.	2022	...	33775	19464	26088	7687	7575
	2021	...	26328	17724	22008	10508	9763
	2020	...	33044	20171	24988	8056	7671
15. Sical Logistics Ltd.	2022	...	35810	41078	48194	(-)25212	(-)26554
	2021	...	50673	65679	73554	(-)116670	(-)116603
	2020	...	85663	89566	96684	(-)11021	(-)8446
16. Tolani Shipping Co. Ltd. @	2022	...	10243	8252	15877	(-)5398	(-) 5398
	2021	...	10243	8252	15877	(-)5398	(-) 5398
	2020	...	10243	8252	15877	(-)5398	(-) 5398
17. Transport Corporation of India Ltd.	2022	...	293570	252502	263261	30309	26743
	2021	...	248718	222892	231702	15620	13477
	2020	...	254165	231226	238991	14186	12641
18. United Shippers Ltd. @	2022	...	31709	27157	31789	576	724
	2021	...	31709	27157	31789	576	724
	2020	...	31709	27157	31789	576	724
19. Fugro Survey (India) Pvt. Ltd. @	2022	...	...	...	...	...	...
	2021	...	...	...	...	...	...
	2020	...	...	...	...	...	...
20. Vedanta Ltd. ^ @	2022	...	9144200	6591300	7355100	1721300	1503200
	2021	...	9144200	6591300	7355100	1721300	1503200
	2020	...	8695700	6873700	7783000	(-)825900	(-)474300



**Table 5.2(Contd...)**  
**Profitability of Indian Shipping Companies for the year ending 31st March**  
**(From 2020 to 2022)**

Company/Shipowner	Accounting year ending	Freight, Charter Hire & Passage	Total Income	Operating Estt. & Other Exp(excl. Dep.)	Total Expenditure	(Rs. Lakh)	
						Profit/Loss before Tax	Profit / Loss after Tax
(1)	(2)	(3)	(4)	(5)	(6)	(7)	(8)
21. All Cargo Shipping Co. Pvt. Ltd @	2022	...	2205	1072	1936	269	113
	2021	...	2205	1072	1936	269	113
	2020	...	2205	1072	1936	269	113
22. Global Offshore Services Ltd.	2022	...	4777	6513	9337	(-)6177	(-)6205
	2021	...	6169	6377	9018	(-)1667	(-)1722
	2020	...	7171	7288	9720	(-)6672	(-)6483
23. PFS Shipping (India) Ltd. @	2022	...	136971	119133	119767	17204	11000
	2021	...	136971	119133	119767	17204	11000
	2020	...	136971	119133	119767	17204	11000
24.The India Cements Ltd. @	2022	...	446012	389551	413741	32271	22204
	2021	...	446012	389551	413741	32271	22204
	2020	...	508528	480679	505364	(-) 6841	(-) 3551
25. Essar Shipping Ltd.	2022	...	55318	62183	72775	(-)8077	(-)8103
	2021	...	50816	93093	110469	(-)61994	(-)62056
	2020	...	149430	151613	168838	(-)168574	(-)168685
26. West Asia Maritime Ltd. @	2022	...	770	917	1066	2081	2081
	2021	...	770	917	1066	2081	2081
	2020	...	770	917	1066	2081	2081
27. Great Ship (India) Ltd.	2022	...	61574	57744	78709	(-)17135	(-)14905
	2021	...	56756	49493	70560	(-)13804	(-)13429
	2020	...	74166	58994	80911	(-)6745	(-)11334
28. Arya Tankers Pvt. Ltd.	2022	...	6364	3572	5020	(-)1344	(-)1333
	2021	...	6137	3612	5513	(-)1351	(-)1341
	2020	...	4810	3893	5369	(-)985	(-)998
29. Chandra Ship Mgmt. Pvt. Ltd. @	2022	...	1553	477	1244	310	215
	2021	...	1553	477	1244	310	215
	2020	...	1553	477	1244	310	215
30. L&T Sapura Shipping Pvt. Ltd. @	2022	...	9705	6006	11612	(-)1907	(-)1938
	2021	...	9705	6006	11612	(-)1907	(-)1938
	2020	...	9705	6006	11612	(-)1907	(-)1938

**Table 5.2(Contd...)**  
**Profitability of Indian Shipping Companies for the year ending 31st March**  
**(From 2020 to 2022)**

Company/Shipowner	Accounting year ending	Freight, Charter Hire & Passage	Total Income	Operating Estt. & Other Exp(excl. Dep.)	Total Expenditure	(Rs. Lakh)	
						Profit/Loss before Tax	Profit / Loss after Tax
(1)	(2)	(3)	(4)	(5)	(6)	(7)	(8)
31. Seven Islands Shipping Ltd.	2022	...	78405	45493	69592	8813	8330
	2021	...	93410	44602	81587	11824	11354
	2020	...	46567	32992	42639	3928	3710
32. Triton Maritime Pvt. Ltd.	2022	1882	1928	1584	2480	(-)553	(-)573
	2021	3292	3395	1833	2803	590	598
	2020	3950	4037	2806	4060	(-)20	(-)37
33. Polestar Maritime Ltd. @	2022	...	9326	5919	7061	2301	2290
	2021	...	9326	5919	7061	2301	2290
	2020	...	9326	5919	7061	2301	2290
34. International Seaport Dredging Pvt. Ltd. @	2022	...	50694	72227	74407	(-)23803	(-)23803
	2021	...	50694	72227	74407	(-)23803	(-)23803
	2020	...	50694	72227	74407	(-)23803	(-)23803
35. Van Oord India Pvt. Ltd.	2022	11891	22090	27512	29829	(-) 7739	(-) 7776
	2021	14697	38091	37249	40600	(-) 2509	(-) 2514
	2020	38655	48989	64869	68063	(-) 19074	(-) 19169
36. Seaport Logistics P. Ltd. @	2022		17844	17241	17983	(-)139	(-)78
	2021		17844	17241	17983	(-)139	(-)78
	2020		17844	17241	17983	(-)139	(-)78
37. Sanmar Shipping Ltd.@	2022		37843	26424	31819	6024	5667
	2021		37843	26424	31819	6024	5667
	2020		37843	26424	31819	6024	5667
38. B.G. Shirke Consturction Technology P. Ltd.	2022	20,831	21,522	7,673	13,469	8,053	6,270
	2021	11,195	11,661	8,096	13,887	(-)2226	(-)2226
	2020	11,536	12,324	7,569	14,188	(-)1864	(-)1864
39. Global United Shipping (I) P. Ltd. @	2022		25179	19221	27493	(-) 10994	(-)11261
	2021		25179	19221	27493	(-) 10994	(-)11261
	2020		25179	19221	27493	(-) 10994	(-)11261
40. LMCS Maritime P. Ltd. @	2022		31622	36458	37429	(-)5807	(-)5875
	2021		31622	36458	37429	(-)5807	(-)5875
	2020		56677	50252	51216	5461	5384

**Table 5.2(Contd...)**  
**Profitability of Indian Shipping Companies for the year ending 31st March**  
**(From 2020 to 2022)**

Company/Shipowner	Accounting year ending	Freight, Charter Hire & Passage	Total Income	Operating Estt. & Other Exp(excl. Dep.)	Total Expenditure	(Rs. Lakh)	
						Profit/Loss before Tax	Profit / Loss after Tax
(1)	(2)	(3)	(4)	(5)	(6)	(7)	(8)
41. Zen Shipping & Ports (India) P. Ltd. @	2022	6,084	6,097	4,983	5,885	212	127
	2021	6,084	6,097	4,983	5,885	212	127
	2020	6,084	6,097	4,983	5,885	212	127
42. SMP (Kolkata Port Trust)@	2022	2,62,453	2,79,645	159624	269237	10408	3524
	2021	2,62,453	2,79,645	159624	269237	10408	3524
	2020	2,44,387	2,60,165	159943	251911	8254	2454
43. Sethusamudram Corporation Ltd. @	2022		327	67	67	260	165
	2021		327	67	67	260	165
	2020		327	67	67	260	165
44. Cochin Port Trust	2022		71,580	34979	36730	890	890
	2021		68,332	32314	34343	720	720
	2020		64903	35587	35587	2130	2130
45. Nautex Maritime Pvt. Ltd. @	2022						
	2021						
46. Netincon Logistics Pvt. Ltd. @	2022		2,673	1851	2432	241	151
	2021		2,673	1851	2432	241	151
	2020		2,714	2394	3036	(-) 322	(-) 413
47. VOC Port Trust	2022		59681	21211	24638	21010	13680
	2021		54951	19613	22790	16870	10953
	2020		58290	22273	25419	21238	13523
48. Varun Gas Logistics Pvt. Ltd.	2022		4,211	4394	6157	(-) 1946	(-) 1956
	2021		3,872	2010	3726	146	136
49. Sai Shipping Company Private Limited	2022	7,129	11221	8690	8981	3082	3080
	2021	4,702	9231	8164	8550	681	524
	2020	4,443	8439	8172	8840	(-) 402	(-) 361

**Note :**

Companies at S.no. 44,45,46 & 47 provided the data for the first time in 2020-21

\$ Formerly Foods, Fats & Fertilisers Ltd.

## Formerly SKS Logistics Ltd.

\* Profit is after adjusting exceptional items and prior period adjustments

^ Formerly Sesa Sterlite Limited/Sesa Goa Limited

@ Information has not been received for the year 2021-22, last year data has been repeated

Source: Annual Reports of respective shipping companies.

**Table 5.3**  
**Gross Value of Fleet - By Company/Shipowner As on 31st March**  
**(From 2020 to 2022)**

					( Rs. Lakh )
Company/Shipowner	Accounting year ending	Book value at the beginning of the year	Additions/ adjustment during the year	Deductions/ adjustment during the year	Book value at the end of the year
(1)	(2)	(3)	(4)	(5)	(6)
1. Arcadia Shipping @	2022	36781	690	1882	37471
	2021	36781	690	1882	37471
	2020	36781	690	1882	37471
2. Chowgule Steamships Ltd.	2022	...	...	...	...
	2021	...	...	...	...
	2020	...	...	...	...
3. Dredging Corporation of India Ltd.	2022	...	...	...	...
	2021	...	...	...	...
	2020	...	...	...	...
4. Lakshadweep Dev. Corpn. Ltd.@	2022	...	...	...	...
	2021	...	...	...	...
	2020	...	...	...	...
5. Gautam Freight Pvt. Ltd. @	2022	3591	...	61	3531
	2021	3591	...	61	3531
	2020	3591	...	61	3531
6. Great Eastern Shipping Co.	2022	806705	59063	28032	837736
	2021	773641	86954	53890	806705
	2020	784204	18895	29458	773641
7. Mercator Lines Ltd.	2022	5449	-	918	4531
	2021	...	...	...	5449
	2020	121721	2281	32746	91255
8. Pluto Shipping Limited @	2022	...	...	...	...
	2021	...	...	...	...
	2020	...	...	...	...
9. Reliance Industries Limited @	2022	50200	300	...	50500
	2021	50200	300	...	50500
	2020	41800	9000	600	50200
10. Raj Shipping Agencies Ltd.	2022	13948	1869	1306	14511
	2021	13948	...	...	13948
	2020	12782	1166	...	13948

**Table 5.3 (Contd...)**  
**Gross Value of Fleet - By Company/Shipowner As on 31st March**  
**(From 2020 to 2022)**

					(Rs. Lakh)
Company/Shipowner	Accounting year ending	Book value at the begining of the year	Additions/ adjustment during the year	Deductions/ adjustment during the year	Book value at the end of the year
(1)	(2)	(3)	(4)	(5)	(6)
11. Ocean Sparkle Ltd.	2022	120272	5441	(-)8548	117166
	2021	122319	13409	(-)15456	120272
	2020	96910	32424	(-)8015	122319
12. Shahi Shipping Ltd. ## @	2022	3550	-	-	3505
	2021	3550	-	-	3550
	2020	3550	-	-	3550
13. Shreyas Shipping Ltd.	2022	38365	...	2193	36172
	2021 *	38365	...	2193	36172
	2020 *	39959	868	2462	38365
14. SEAMEC Ltd.	2022	35188	19711	3	54895
	2021	34767	5247	4826	35188
	2020	-	-	-	34767
15. Sical Logistics Ltd.	2022	-	-	-	-
	2021	-	-	-	-
	2020	-	-	-	-
16. Tolani Shipping Co. Ltd. @	2022	164355	...	825	163530
	2021	164355	...	825	163530
	2020	164355	...	825	163530
17. Transport Corporation of India Ltd.	2022	29009	2780	...	31790
	2021	31518	2122	4682	28958
	2020	25063	6455	-	31518
18. United Shippers Ltd. @	2022	26636	189	-	26825
	2021	26636	189	-	26825
	2020	26636	189	-	26825
19. Fugro Survey (India) Pvt. Ltd. @	2022	...	...	...	...
	2021	...	...	...	...
	2020	...	...	...	...
20. Vedanta Ltd. ^ @	2022	...	...	...	...
	2021	...	...	...	...
	2020	...	...	...	...

**Table 5.3 (Contd...)**  
**Gross Value of Fleet - By Company/Shipowner As on 31st March**  
**(From 2020 to 2022)**

( Rs. Lakh )					
Company/Shipowner	Accounting year ending	Book value at the begining of the year	Additions/ adjustment during the year	Deductions/ adjustment during the year	Book value at the end of the year
(1)	(2)	(3)	(4)	(5)	(6)
21. All Cargo Shipping Co. Pvt. Ltd @	2022	6485	-	2897	3588
	2021	6485	-	2897	3588
	2020	6485	-	2897	3588
22. Global Offshore Services Ltd.	2022	57850	490	...	58339
	2021	55069	2781	...	57850
	2020	53783	1286	...	55069
23. PFS Shipping (India) Ltd.@	2022	...	...	...	...
	2021	...	...	...	...
	2020	...	...	...	...
24.The India Cements Ltd. @	2022	...	...	...	...
	2021	...	...	...	...
	2020	...	...	...	...
25. Essar Shipping Ltd.	2022	131170	(-)780	(-)120723	9667
	2021	125386	5927	143	131170
	2020	124367	1019	0	125386
26. West Asia Maritime Ltd. @	2022	2964	...	...	2964
	2021	2964	...	...	2964
	2020	2964	...	...	2964
27. Great Ship (India) Ltd.	2022	214414	2683	(-)13347	203750
	2021	218636	3897	(-)4291	214414
	2020*	21517	5202	(-)1740	218636
28. Arya Tankers Pvt. Ltd.	2022	17927		(-)29	17956
	2021	-	-	...	17927
	2020	-	-	...	-
29. Chandra Ship Mgmt. Pvt. Ltd. @	2022	3692	-	-	3692
	2021	3692	-	-	3692
	2020	3692	-	-	3692
30. L&T Sapura Shipping Pvt. Ltd. @	2022	...	...	...	...
	2021	...	...	...	...
	2020	...	...	...	...

**Table 5.3 (Contd...)**  
**Gross Value of Fleet - By Company/Shipowner As on 31st March**  
**(From 2020 to 2022)**

( Rs. Lakh )					
Company/Shipowner	Accounting year ending	Book value at the beginning of the year	Additions/ adjustment during the year	Deductions/ adjustment during the year	Book value at the end of the year
(1)	(2)	(3)	(4)	(5)	(6)
31. Seven Islands Shipping Ltd.	2022	...	...	...	...
	2021	88574	33924	17865	104633
	2020	88574	33924	17865	104633
32. Triton Maritime Pvt. Ltd.	2022	5953	101	555	5499
	2021	6506	...	553	5953
	2020	7056	...	550	6506
33. Polestar Maritime Ltd. @	2022	...	...	...	...
	2021	...	...	...	...
	2020	...	...	...	...
34. International Seaport Dredging Pvt. Ltd. @	2022	9892	...	...	9892
	2021	9892	...	...	9892
	2020	9892	...	...	9892
35. Van Oord India Pvt. Ltd.	2022	25897	...	8949	16948
	2021	25004	893	...	25897
	2020	21972	3032	...	25004
36. Seaport Logistics P. Ltd. @	2022	2766	1127	0	3893
	2021	2766	1127	0	3893
	2020	2766	1127	0	3893
37. Sanmar Shipping Ltd.@	2022	...	...	...	...
	2021	...	...	...	...
	2020	...	...	...	...
38. B.G. Shirke Consturction Technology P. Ltd.	2022	114019	1904	-	115923
	2021	114455	157	593	114019
	2020	109780	4675	0	114455
39. Global United Shipping (I) P. Ltd. @	2022	...	...	...	...
	2021	...	...	...	...
	2020	...	...	...	...

**Table 5.3 (Contd...)**  
**Gross Value of Fleet - By Company/Shipowner As on 31st March**  
**(From 2020 to 2022)**

( Rs. Lakh )					
Company/Shipowner	Accounting year ending	Book value at the beginning of the year	Additions/ adjustment during the year	Deductions/ adjustment during the year	Book value at the end of the year
(1)	(2)	(3)	(4)	(5)	(6)
40. LMCS Maritime P. Ltd. @	2022	27086	150	...	27236
	2021	27086	150	...	27236
	2020	27236	714	864	27086
41. Zen Shipping & Ports (India) P. Ltd. @	2022	12513	24	0	12538
	2021	12513	24	0	12538
	2020	12513	24	0	12538
42. SMP (Kolkata Port Trust) @	2022	174062	18761	1319	191504
	2021	174062	18761	1319	191504
	2020	162884	11943	765	174062
43. Sethusamudram Corporation Ltd.@	2022	...	...	...	...
	2021	...	...	...	...
	2020	...	...	...	...
44. Cochin Port Trust	2022	13069	...	...	13069
	2021	13164	...	9531	13069
	2020				13164
45. Nautex Martime Pvt. Ltd. @	2022	...	...	...	...
	2021	...	...	...	...
	2020	...	...	...	...
46.Netincon Logistics Pvt. Ltd. @	2022	8108	...	...	8108
	2021	8108	...	...	8108
	2020	...	...	...	8108
47. VOC Port Trust	2022	5136	...	...	5136
	2021	5136	...	...	5136
	2020	...	...	...	5136
48. Varun Gas Logistics Pvt. Ltd.	2022	...	...	...	...
	2021	...	...	...	...
49.Sai Shipping Company Private Limited	2022	5136	...	...	5136
	2021	5136	...	...	5136
	2020	...	...	...	5136

**Note :**

Companies at S.no. 44,45,46 & 47 provided the data for the first time in 2020-21

\$ Formerly Foods, Fats & Fertilisers Ltd.

\$\$ Includes effects of foreign currency exchange of Rs. 19 lacs for 2017-18.

\$\$\$ : Figures calculated after accumulated depreciation & impairment process

# Formerly SKS Logistics Ltd.

\* Includes foreign exchange difference

& Includes exchange fluctuations loss amounting to Rs. 2350.35 lakhs

&&Includes exchange fluctuations gain amounting to Rs. (-) 1624.22 lakhs

@Information has not been received for the year 2021-22, last year data has been repeated

^ Formerly Sesa Sterlite Limited/Sesa Goa Limited

Source: Annual Reports of respective shipping companies.



# **ANNEXURES**

**Consumption of Petroleum Products in Shipping Sector \*****(in TMT)**

<b>YEAR</b>	<b>High Speed Diesel (HSD) Oil</b>	<b>Light Diesel Oil (LDO)</b>	<b>Furnance Oil (FO)</b>
<b>1</b>	<b>2</b>	<b>3</b>	<b>4</b>
<b>2012-13</b>	413.1	2.2	272.7
<b>2013-14</b>	365.2	2.4	306.7
<b>2014-15</b>	343.5	2.1	334.5
<b>2015-16</b>	366.2	2.9	332.6
<b>2016-17</b>	295.8	6.7	407.2
<b>2017-18</b>	629.4	4.1	580.6
<b>2018-19</b>	763.3	5.0	676.3
<b>2019-20</b>	808.4	2.2	728.7
<b>2020-21</b>	658.3	3.2	890.3
<b>2021-22 (P)</b>	644.0	4.2	985.8

P : Provisional

\* : As on 31st March

TMT = Thousand Metric Tonnes

Source : Indian Petroleum &amp; Natural Gas Statistics 2021-22, M/o Petroleum &amp; Natural Gas

**Deliveries made to International/Coastal Bunkers \***

(in TMT)

**Deliveries made to International Bunkers**

YEAR	High Speed Diesel (HSD) Oil	Light Diesel Oil (LDO)	Furnance Oil (FO)	TOTAL
1	2	3	4	5
2012-13	25.0	0.0	691.1	716.1
2013-14	28.5	0.0	304.9	333.4
2014-15	32.4	0.0	398.9	431.3
2015-16	35.0	0.0	436.8	471.8
2016-17	39.9	0.0	523.5	563.4
2017-18	30.1	0.0	368.2	398.3
2018-19	37.4	0.0	469.5	506.9
2019-20	55.0	0.0	319.3	374.4
2020-21	53.1	0.0	555.4	608.5
2021-22 (P)	43.0	0.0	659.0	702.0

**Deliveries made to Coastal Bunkers**

YEAR	High Speed Diesel (HSD) Oil	Light Diesel Oil (LDO)	Furnance Oil (FO)	TOTAL
1	2	3	4	5
2012-13	10.4	1.8	165.9	178.1
2013-14	778.1	2.3	201.9	982.3
2014-15	763.3	1.9	202.4	967.6
2015-16	727.8	2.6	232.8	963.2
2016-17	673.0	6.9	232.1	911.9
2017-18	588.7	4.6	312.1	905.4
2018-19	652.1	5.3	371.3	1028.7
2019-20	700.9	2.1	401.4	1104.4
2020-21	557.7	2.0	313.3	873.0
2021-22 (P)	542.0	4.0	300.0	846.0

**Total Bunkers**

YEAR	High Speed Diesel (HSD) Oil	Light Diesel Oil (LDO)	Furnance Oil (FO)	TOTAL
1	2	3	4	5
2012-13	35.4	1.8	857.0	894.2
2013-14	806.6	2.3	506.8	1315.7
2014-15	795.7	1.9	601.3	1398.9
2015-16	762.8	2.6	669.6	1435.0
2016-17	712.8	6.9	755.6	1475.2
2017-18	618.8	4.6	680.3	1303.6
2018-19	689.5	5.3	840.8	1535.6
2019-20	755.9	2.1	720.7	1478.8
2020-21	610.8	2.0	868.7	1481.6
2021-22 (P)	585.0	4.0	959.0	1548.0

P : Provisional

\* : As on 31st March

Note : Total may not tally due to rounding off

TMT = Thousand Metric Tonnes

Source : Indian Petroleum &amp; Natural Gas Statistics 2021-22 (P), M/o Petroleum &amp; Natural Gas

# **APPENDICES**

## **DEFINITIONS AND TERMINOLOGY USED IN SHIPPING**

1. **A Liner Conference** – An organisation whereby a number of ship owners offer their services on a given seas route on conditions agreed by the members. A conference line ship is a vessel of ship owner belonging to such shipping conference.
2. **Ballast** – Any material intended to provide stability to the ship when it is otherwise empty.
3. **Barrage** – A term applied to a flag officer's boat in naval usage, or to an elegantly fitted boat, or craft of ceremony propelled mechanically or by oars and reserved for the use of high officials when transported in State. In a legal sense a barge is usually held to be a boat or vessel and hence it is within the letter of the laws relating to such craft.
4. **Bollard** – Single or double cast steel post secured to a wharf or pier and used for mooring vessels by means of lines extending from the vessel and fastened to the wharf or pier.
5. **Bollard Pull** – The amount of pull exerted on a bollard of a ship.
6. **Breaking Bulk** – The commencing of discharging of cargo from ship.
7. **Bunker** – Ship-space for storing fuel (Coal, Oil etc.).
8. **Cargo Ship** – A ship which is not a passenger ship.
9. **Cargo Tonnage/Freight Ton** – It refers to the earnings cargo carried by a ship and is expressed as either a weight or measurement. In the British countries the long tons of 2240 pounds for 40 cubic feet and under the metric system as in India, the metric tonne of 1000 Kg. for a cubic metre.
10. **Coaster** – A vessel specially designed, equipped, manned and licensed to engage regularly in the coasting trade, whether plying coast-wise or making short sea passage within certain specified geographical limits.
11. **Coasting Ship** – A ship exclusively employed in trading between any port or place in India and any other port or place in the continent of India or between ports or places in India and port of places in Sri Lanka, Bangladesh or Myanmar.
12. **Collier** – Generally a coastal ship designed to carry coal.
13. **Compensated Gross Tonnage (CGT)** – Calculate by multiplying the tonnage of a ship by a coefficient, which is determined according to type and size of a particular ship. CGT is used as an indicator of volume of work that is necessary to build a gross ship.
14. **Craft** – A term in marine parlance applied to every kind of vessels but more especially to small vessels when referred to collectively. For marine insurance purposes, a craft is any barge, lighter, river trades or any other boat or vessel employed in carrying, shipping or discharging the goods insured.

15. **Dead Weight Tonnage (DWT)**– It is the number of tons (2240 pounds) of stores, fuel and cargo that a ship can transport. This presents the actual carrying capacity of a ship.
16. **Displacement Light** – The weight of a ship without stores, bunker fuel, cargo, passengers and crew.
17. **Displacement Loaded** – The weight of a ship plus stores, bunker fuel, cargo, passengers and crew.
18. **Draft** – The depth necessary to submerge a ship to her load line.
19. **Dumb Barge** – A barge which has no means of self propulsion in the way of sails or engine power and which has to be towed or is allowed to drift under the influence of the tide or current.
20. **Fishing Vessel** – A ship fitted with mechanical means of propulsion which is exclusively engaged in sea fishing for profit.
21. **Foreign-Going Ship** – A ship not being a home trade ship employed in trading between any port or place in India and any other port or place or between ports or places outside India.
22. **Freighter** – A ship designed to carry general cargo (with a limited passenger accommodation) operating on fixed routes with fixed sailing schedules and serving a group of ports.
23. **Gross Registered Tonnage (GRT)** – It applies to the vessel and not to cargo. It is the weight of the volume occupied by the closed in space of a ship taking 100 cubic feet of such closed-in-spaces as equivalent to one vessel ton. It thus refers to the cubic capacity of the vessels.
24. **Gross Tonnage (GT)** – GT indicates that the ship has been measured in accordance with the requirements of the International Convention on Tonnage Measurement of Ships 1969 and is derived by formula in accordance with those requirements.
25. **Home-Trade Ship** – A ship not exceeding three thousand tons gross which is employed in trading between any port or place in India and any other port or place in the continent of India or between ports or places in India and ports or places in Sri Lanka, Maldives Islands, Federation of Malaysia, Singapore, Bangladesh or Myanmar.
26. **Hopper Barge** – A steel or wooden barge with hopper doors employed in harbours and used for the disposal of mud, gravel, sand, etc., taken from a dredger and then conveyed to a dumping ground where the cargo is discharged through the bottom; also called ‘dump scow’.
27. **Inland Stream Vessel** – A stream vessel which ordinarily plies on inland water.
28. **Lighterage** – Loading into and discharging out of lighters.
29. **Load Line** – The outer line on the body of a ship upto which she submerges in water with safety. It varies according to the seasons and waters in which she plies.
30. **Lash** – Lighter aboard ship.
31. **Launch** – A large, heavy and beamy ship’s boat with flat floors and rather shallow draft, formerly used and designed for carrying stores and men.
32. **Liner Ship** – A ship that plies on a regular schedule services between groups of ports. The ships of a liner company are common carriers, offering cargo space or passenger accommodation to all.

shippers and passenger who require them. A liner company is generally engaged on trade-routes where large volume of cargo or passenger traffic is available.

33. **Mooring Vessel** – A vessel which is secured by moorings.
34. **Net Registered Tonnage(NRT)** – It refers to the earning space capacity of a ship, available for the storage of cargo and accommodation of passengers. It is obtained by deducting from GRT the cubic capacity space (taking 100 cu. feet = 1 ton) occupied by stores, fuel, machinery crew etc. and which does not represent the earning capacity of the ship.
35. **Ore/Oil and Bulk Carriers** – A bulk cargo ship designed to carry ore and oil enabling it thereby to be loaded in both directions.
36. **Passenger Liner** – A ship or vessel employed in carrying passengers, mail and goods at stated intervals between regular insured.
37. **Passenger Ship** – A ship carrying more than twelve passengers.
38. **Pilgrim Ship** – A ship which makes a voyage to or from the Hedjaz during the season of the pilgrimage and which carries pilgrims in a proportion of not less than one pilgrim for every one hundred tons of the gross tonnage of the ship.
39. **Port Side** – Left side of a ship.
40. **Reefer** – A vessel with refrigerating facilities.
41. **Rig** – The Rig of a vessel is the distinctive manner in which her masts and sails are disposed.
42. **Roll On/Roll Off Vessel** – It is frequently called a vehicle FEERY. It is designed for the conveyance of road vehicles and private cars. At each terminal port, a tramp or linkspan is provided enabling the vehicles to drive on or off the vessels, thereby eliminating carnage and cargo handling (and also pilferage) and permitting a quick turn round of the ship.
43. **Sailing Vessel** – Any description of vessel provided with sufficient sail area for navigation under sails alone – whether or not fitted with mechanical means of propulsion, and would include rowing boat or crane but does not include a pleasure craft.
44. **Sea-going Vessel** – A vessel proceeding to sea beyond inland water or beyond waters declared to be smooth or partially smooth by the Central Government by the notification in the official Gazette.
45. **Shipping Order** – Authority given to a shipper to deliver the goods for loading.
46. **Sponson** – In a paddle-wheel-steamer, a small out board platform strongly bracketed to the side plating and supporting the paddle-wheel bearing.
47. **Starboard Side** – Right side of a ship.
48. **Steam Vessel** – Every description of vessel propelled wholly or in part by the agency of steam.

49. **Survey Vessel** – Mechanically propelled sea-going vessel specially built and equipped to carry out hydrographic and other nautical surveys in coastal waters and on the high seas. Surveying vessels are in most instances Government owned.
50. **Tanker** – A cargo ship constructed or adopted for carriage in bulk of liquid cargoes of an inflammable nature.
51. **Tramp** – A cargo ship operating in all ports of the world without a fixed route and sailing schedule in search of primarily bulk cargo carried generally in ship-loads.
52. **Trawler** – A sail or mechanically propelled vessel engaged in sea fisheries with a drag net, the most modern development of which is the otter trawl; also call dragger.
53. **Tug Boat** – A mechanically propelled vessel of small tonnage with little or no cargo capacity, used for towing or assisting vessels at sea, in or out of harbour, rivers, and docks, also for coastal or harbour towage of barges, lighters and other small craft; also called tow boat, tug.
54. **Unberthed Passenger** – A passenger of the age of twelve years or upwards for whom no separate accommodation in any cabin, state room or saloon is reserved. In the computation of passengers, two persons of the age of one year or upwards and under the age of twelve years shall be reckoned as one unberthed passenger.
55. **Unberthed Passenger Ship** – A ship carrying more than thirty unberthed passengers.
56. **Voyage and Time Charter Rates** – A voyage charter is a contract for a specific voyage while a time charter is one for a period of time which may cover several voyages. A voyage charter rate is thus a short-term rate and the time charter rates a long-term one.