

(1)(a) STATEMENT SHOWING SHAREHOLDING PATTERN IN CLAUSE-35


NAME OF THE COMPANY: PI INDUSTRIES LTD		Name of the Scrip: PI INDUSTRIES	
SCRIP CODE:	523642 (BSE) PIIND (NSE)		
Class of Security:	EQUITY		
QUARTER ENDED:	30/09/2015		
Partly paid-up shares	No. of partly paid-up shares	As a % of total no. of partly paid-up shares	As a % of total no. of shares of the Company.
Held by promoter/promoter group	0	0	0
Held by Public	0	0	0
<b>Total:</b>	<b>0</b>	<b>0</b>	<b>0</b>
Outstanding convertible securities:	No. of outstanding securities	As a % of total no. of outstanding convertible securities.	As a % of total no. of shares of the Company assuming full conversion of the convertible securities
Held by promoter/promoter group	0	0	0
Held by Public	0	0	0
<b>Total:</b>	<b>0</b>	<b>0</b>	<b>0</b>
Warrants:	No. of warrants	As a % of total no. of warrants	As a % of total no. of shares of the Company, assuming full conversion of warrants
Held by promoter/promoter group	0	0	0
Held by Public	0	0	0
<b>Total:</b>	<b>0</b>	<b>0</b>	<b>0</b>
<b>Total paid-up capital of the Company, assuming full conversion of warrants and convertible securities</b>	<b>136576182</b>	<b>0</b>	<b>100.00</b>

Certified True Copy  
For PI Industries Ltd.

*Naved*  
Company Secretary

**PI INDUSTRIES LIMITED  
SHAREHOLDING PATTERN AS ON 30.9.2015**

CATE- GORY CODE	CATEGORY OF SHAREHOLDER	NO. OF SHARE- HOLDERS	TOTAL NUMBER OF SHARES	NO. OF SHARES HELD IN DEMATER- IALIZED FORM	TOTAL SHAREHOLDING AS A % OF TOTAL NO OF SHARES		SHARES PLEDGE OR OTHERWISE ENCUMBERED	
					As a PERCENTAGE of (A+B)	(VI)	As a PERCENTAGE of (A+B+C)	(VII)
(I)	(II)	(III)	(IV)	(V)	(VI)	(VII)	(VIII)	(IX)
(A)	<b>PROMOTER AND PROMOTER GROUP</b>							
(1)	INDIAN							
(a)	Individual /HUF	10	79720110	79720110	58.37	58.37	0	0.00
(b)	Central Government/State Government(s)	0	0	0	0.00	0.00	0	0.00
(c)	Bodies Corporate	0	0	0	0.00	0.00	0	0.00
(d)	Financial Institutions / Banks	0	0	0	0.00	0.00	0	0.00
(e)	Others	0	0	0	0.00	0.00	0	0.00
	<b>Sub-Total A(1) :</b>	<b>10</b>	<b>79720110</b>	<b>79720110</b>	<b>58.37</b>	<b>58.37</b>	<b>0</b>	<b>0.00</b>
(2)	FOREIGN							
(a)	Individuals (NRIs/Foreign Individuals)	0	0	0	0.00	0.00	0	0.00
(b)	Bodies Corporate	0	0	0	0.00	0.00	0	0.00
(c)	Institutions	0	0	0	0.00	0.00	0	0.00
(d)	Qualified Foreign Investor	0	0	0	0.00	0.00	0	0.00
(e)	Others	0	0	0	0.00	0.00	0	0.00
	<b>Sub-Total A(2) :</b>	<b>0</b>	<b>0</b>	<b>0</b>	<b>0.00</b>	<b>0.00</b>	<b>0</b>	<b>0.00</b>
	<b>Total A=A(1)+A(2)</b>	<b>10</b>	<b>79720110</b>	<b>79720110</b>	<b>58.37</b>	<b>58.37</b>	<b>0</b>	<b>0.00</b>
(B)	<b>PUBLIC SHAREHOLDING</b>							
(1)	INSTITUTIONS							
(a)	Mutual Funds /UTI	52	12002547	12002547	8.79	8.79		
(b)	Financial Institutions /Banks	2	4476	4476	0.00	0.00		
(c)	Central Government / State Government(s)	0	0	0	0.00	0.00		
(d)	Venture Capital Funds	0	0	0	0.00	0.00		
(e)	Insurance Companies	0	0	0	0.00	0.00		
(f)	Foreign Institutional Investors	102	23171239	23171239	16.97	16.97		
(g)	Foreign Venture Capital Investors	0	0	0	0.00	0.00		
(h)	Qualified Foreign Investor	0	0	0	0.00	0.00		
(i)	Others	0	0	0	0.00	0.00		
	<b>Sub-Total B(1) :</b>	<b>156</b>	<b>35178262</b>	<b>35178262</b>	<b>25.76</b>	<b>25.76</b>		


  
 Certified True Copy  
 Company Secretary

CATEGORY CODE	CATEGORY OF SHAREHOLDER	NO. OF SHARE-HOLDERS	TOTAL NUMBER OF SHARES	NO. OF SHARES HELD IN DEMATERIALIZED FORM	TOTAL SHAREHOLDING AS A % OF TOTAL NO OF SHARES			SHARES PLEDGE OR OTHERWISE ENCUMBERED
					As a PERCENTAGE of (A+B)	As a PERCENTAGE of (A+B+C)	As a PERCENTAGE of (IX)=(VIII)/(IV)*100	
(I)	(II)	(III)	(IV)	(V)	(VI)	(VII)	(VIII)	(IX)
(2)	NON-INSTITUTIONS							
(a)	Bodies Corporate	693	2846966	2846966	2.08	2.08		
(b)	Individuals							
	(i) Individuals holding nominal share capital upto Rs.1 lakh	14137	9157341	8466356	6.70	6.70		
	(ii) Individuals holding nominal share capital in excess of Rs.1 lakh	15	2730533	2420033	2.00	2.00		
(c)	Others							
	FOREIGN BODIES	1	2095426	2095426	1.53	1.53		
	DIRECTORS RELATIVES	1	418510	418510	0.31	0.31		
	DIRECTORS	3	1600144	1600144	1.17	1.17		
	CLEARING MEMBERS	69	34913	34913	0.03	0.03		
	NON RESIDENT INDIANS	701	1183181	1183181	0.87	0.87		
	TRUSTS	6	1595414	1595414	1.17	1.17		
	Foreign Nationals	2	15382	15382	0.01	0.01		
(d)	Qualified Foreign Investor	0	0	0	0.00	0.00		
	Sub-Total B(2) :	15628	21677810	20676325	15.87	15.87		
	Total B=B(1)+B(2) :	15784	56856072	55854587	41.63	41.63		
	Total (A+B) :	15794	136576182	135574697	100.00	100.00		
(C)	Shares held by custodians against which Depository Receipts have been issued							
(1)	Promoter and Promoter Group	0	0	0	0	0	0	0
(2)	Public	0	0	0	0.00	0.00	0	0
	<b>GRAND TOTAL (A+B+C) :</b>	<b>15794</b>	<b>136576182</b>	<b>135574697</b>	<b>100.00</b>	<b>100.00</b>	<b>0</b>	<b>0.00</b>

Certified True Copy  
For P.I. Industries Ltd.


*[Signature]*  
Company Secretary

Statement showing holding of securities (including shares, warrants, convertible securities) of persons belonging to the category "Promoter and Promoter Group"													
Sr.No	Name of the Shareholder	Details of Shares held			Encumbered shares (*)			Details of Warrants			Details of convertible securities		Total Shares (including underlying shares assuming full conversion of warrants and convertible securities) as a % of diluted share capital
		No. of Shares held	As a % of grand total (A)+(B)+C	Pledge Shares	AS a percentage	AS a % of grand total (A) + (B) + (C) of sub-clause (i)(a)	Number of warrants held	As a % total number of warrants of the same class	Number of convertible securities held	As a % total number of convertible securities of the same class	(X)	(XI)	
(i)	(ii)	(iii)	(iv)	(v)	(vi)=(v)/(iii)*100	(vii)	(viii)	(ix)	(x)	(xi)	(xii)		
1	MRS MADHU SINGHAL JOINTLY WITH MR SALIL SINGHAL	23764621	17.40	0	0.00	0.00	0	0.00	0	0.00	0	0.00	17.40
2	MR. SALIL SINGHAL JOINTLY WITH MRS MADHU SINGHAL	25857174	18.93	0	0.00	0.00	0	0.00	0	0.00	0	0.00	18.93
3	SHRI SALIL SINGHAL	13101879	9.59	0	0.00	0.00	0	0.00	0	0.00	0	0.00	9.59
4	SHRI SALIL SINGHAL, KARTA, SHRI SALIL SINGHAL (HUF)	12873629	9.43	0	0.00	0.00	0	0.00	0	0.00	0	0.00	9.43
5	MRS MADHU SINGHAL JOINTLY WITH MR MAYANK SINGHAL	3341700	2.45	0	0.00	0.00	0	0.00	0	0.00	0	0.00	2.45
6	MR MAYANK SINGHAL JOINTLY WITH MRS MADHU SINGHAL	441647	0.32	0	0.00	0.00	0	0.00	0	0.00	0	0.00	0.32
7	MS. POOJA SINGHAL JOINTLY WITH MR SALIL SINGHAL	221387	0.16	0	0.00	0.00	0	0.00	0	0.00	0	0.00	0.16
8	MRS SHEFALI KHUSHALANI JOINTLY WITH MR SALIL SINGHAL	110693	0.08	0	0.00	0.00	0	0.00	0	0.00	0	0.00	0.08
9	MS POOJA SINGHAL	3690	0.00	0	0.00	0.00	0	0.00	0	0.00	0	0.00	0.00
10	MR MAYANK SINGHAL	3690	0.00	0	0.00	0.00	0	0.00	0	0.00	0	0.00	0.00
	<b>TOTAL :</b>	<b>79720110</b>	<b>58.37</b>	<b>0</b>	<b>0.00</b>	<b>0.00</b>	<b>0</b>	<b>0.00</b>	<b>0</b>	<b>0.00</b>	<b>0</b>	<b>0.00</b>	<b>58.37</b>

Certified True Copy  
 For PI Industries Ltd.  
  
 Company Secretary

Statement showing holding of securities (including shares, warrants, convertible securities) of persons belonging to the category "Public" and holding more than 1% of the total number of shares

Sr.No.	Name of the shareholder	Number of shares held	Shares as a percentage of total number of shares {i.e., Grant total (A)+(B)+(C) indicated in Statement at para (l)(a) above}	Details of warrants		Details of convertible securities		Total shares (including underlying shares assuming full conversion of warrants and convertible securities) as a % of diluted share capital)
				Number of warrants held	As a % total number of warrants of the same class	Number of convertible securities held	% w.r.t total number of convertible securities of the same class	
1	CARTICA CAPITAL LTD	7758037	5.68	0	0.00	0	0.00	5.68
2	ICICI PRUDENTIAL VALUE DISCOVERY FUND	4100000	3.00	0	0.00	0	0.00	3.00
3	AXIS MUTUAL FUND TRUSTEE LIMITED A/C AXIS MUTUAL FUND A/C AXIS LONG TERM EQUITY FUND	2857828	2.09	0	0.00	0	0.00	2.09
4	OPPENHEIMER INTERNATIONAL SMALL COMPANY FUND	2588639	1.90	0	0.00	0	0.00	1.90
5	ROWANHILL INVESTMENTS LIMITED	2095426	1.53	0	0.00	0	0.00	1.53
6	GOVERNMENT PENSION FUND GLOBAL	1441072	1.06	0	0.00	0	0.00	1.06
	<b>TOTAL :</b>	<b>20841002</b>	<b>15.26</b>	<b>0</b>	<b>0.00</b>	<b>0</b>	<b>0.00</b>	<b>15.26</b>

Certified True Copy  
 For PI Industries Ltd.  
  
 Company Secretary

(I)(c)(ii)	Statement showing holding of securities (including shares, warrants, convertible securities) of persons (together with PAC) belonging to the category "Public" and holding more than 5% of the total number of shares of the company						Total shares (including underlying shares assuming full conversion of warrants and convertible securities) as a % of diluted share capital	
	Name(s) of the shareholder(s) and the Persons Acting in Concert (PAC) with them	Number of shares held	Shares as a percentage of total number of shares (i.e., Grant total (A)+(B)+(C) indicated in Statement at para (I)(a) above)	Details of warrants		Details of convertible securities		
Sr.No.				Number of warrants held	As a % total number of warrants of the same class	Number of convertible securities held	% w.r.t. total number of convertible securities of the same class	
1	CARTICA CAPITAL LTD	7758037	5.68	0	0.00	0	0.00	5.68
	<b>TOTAL :</b>	<b>7758037</b>	<b>5.68</b>	<b>0</b>	<b>0.00</b>	<b>0</b>	<b>0.00</b>	<b>5.68</b>

(I)(d)	STATEMENT SHOWING DETAILS OF LOCKED-IN SHARES"	
Sr.No.	Name of the shareholder	
		Locked-in shares as a (%) percentage of total number of shares (i.e., Grand Total (A)+(B)+(C) Indicated in Statement at para (I)(a) above)
		Number of locked-in shares
		Promoter/ Promoter Group/ Public
	<b>TOTAL :</b>	<b>0</b>


Certified True Copy  
For PI Industries Ltd.

*Harsh*  
Company Secretary

STATEMENT SHOWING DETAILS OF DEPOSITORY RECEIPTS (DRS)				
(II)(a)				
Sr.No.	Type of outstanding DR (ADRs,GDRs,SDRs,etc.)	Number of outstanding DRs	Number of shares underlying outstanding DRs	Shares underlying outstanding DRs as a percentage of total number of shares (i.e., Grand Total (A)+(B)+(C) indicated in Statement at Para(I)(a) above}
	TOTAL :	0	0	0

Statement showing Holding of Depository Receipts (DRs), where underlying shares held by "Promoter/Promoter group" are in excess of 1% of the total number shares.				
(II)(b)				
Sr.No.	Name of the DR Holder	Type of outstanding DR (ADRs,GDRs,SDRs,etc.)	Number of shares underlying outstanding DRs	Shares underlying outstanding DRs as a percentage of total number of shares (i.e., Grand Total (A)+(B)+(C) indicated in Statement at para(I)(a) above}
	TOTAL :		0	0

Certified True Copy  
For PI Industries Ltd.

  
Company Secretary