



RPS INFINIA

THE NEXT EVOLUTION OF BUSINESS PARKS

At Main Mathura Road, NH-2, Delhi-NCR

Infinite Possibilities Awaits
The New Home for Businesses
At
Tip of South Delhi



KEY HIGHLIGHTS

- ❑ Most Strategic Location
- ❑ At Main Mathura Road (NH-2)-At tip of South Delhi
- ❑ 1000000sft Built-up area-Mix Of Office, Suites, Retail & More
- ❑ Free hold Property Development (Pride with Ownership)
- ❑ 3 Level Integrated Basement car parking
- ❑ Low Common area Maintenance Charges
- ❑ Aprox. 200 Mtr. away from Sarai Metro Station (Under Construction)



WHY RPS INFINIA?

- ❑ Strategically Located on main Mathura road.
- ❑ Premium Building Finish, Combination of attractive façade with glass, Marbles & metal.
- ❑ Tallest Iconic Business tower on Delhi-Faridabad, Mathura road at main NH-2.
- ❑ Structure is designed to seismic zone V Specification.
- ❑ Aesthetically sculpted landscape & water bodies.
- ❑ Design & Construction as per the green building norms.
- ❑ Easy entry & exit to the project from main Mathura road(NH-2)
- ❑ 3 Level integrated basement cars parking with multiple in& out.



WHY RPS INFINIA?

- ❑ Low common area maintenance changes.
- ❑ Aesthetically designed atriums, each tower with separate double height entrances.
- ❑ Separate passenger & services elevators for each tower.
- ❑ Encompassing vastu principles.
- ❑ Sophisticated fire detection & fighting system.
- ❑ 100% power back-up.
- ❑ Security with 24X7 electronic surveillance.
- ❑ W-FI Enabled Complex.
- ❑ Zero Discharge of water.





SITE MASTER PLAN


Tower-1 Corporate one (G+25)

Tower-1A & Tower-3, Dine Tower (G+1)

Tower-2, Azure

Tower-4, Essentia

Tower-5, Oxy







**OWNERSHIP OPTIONS
&
INVESTMENT OPTIONS**
Spaces Designed to Fit your needs


EXECUTIVE OFFICES

- ❑ Bare Shell Lockable Offices
- ❑ Ideal for Fully Functional Organization
- ❑ Size options-460 to 3363 sft




SCALABLE OFFICE SPACES

- ❑ Continuous Floor plates up to 33700 sft
- ❑ Ideal for Investments aimed at long term rental returns.
- ❑ Size options 400,500 SFT & Multiple there off.



PROFESSIONAL OFFICE

- Fully Furnished Offices. (Detailed Interior & Furnishing List are in Price list)
- Dedicated Conference Hall/Business center.
- Dedicated reception & waiting lounge.
- Ideal for Proprietors, Entrepreneurs & Professionals.
- Size Options-320-500 sft





AZURE BUSINESS SUITES

Tower-2

The Concept



- The Future Hold immense possibility and brings with it ideas, innovation and conveniences to the table were earlier thought impossible, The needs of today business, professionals and individuals are extremely dynamic requiring developers to re-think and push the envelope further.
- Welcome to AZURE, the executive business suites that are designed with today unique customers in mind, with AZURE, RPS aims to bring luxury living & business together.
- With an extension features list of supreme comforts right in the bag, with unmatched build quality & Star Luxury with exemplary standards that will surpass all expectations



- Azure Suites is Combination for luxury stay & Business Together.
 - Premium landscaping & each unit with Picture-able view.
 - The suites are aesthetically designed with Modern & Vastu Based Architecture.
- Lobby, State-Of-The-Art Ultra-Modern CLUB ONE, 24 hrs access to Club Lounge with Spa and Sauna, Business Centre, Terrace Swimming Pool with Pool Side Dine area, at Ground Recreational Area along with Multi Cuisine Restaurant, Coffee Shops and Pastry Shops, ATM etc.
- Blend with 5 star luxury & international standards.
 - High Speed Guest Elevators and Separate Service Elevators in the Suites block.
- Inbuilt Modular Kitchen & Operational washroom.
 - High speed internet access & Digital TV
- Fully Furnished & Semi furnished Option.
 - Electronically controlled air conditioning and lighting.
- Comprises of a Grand entrance

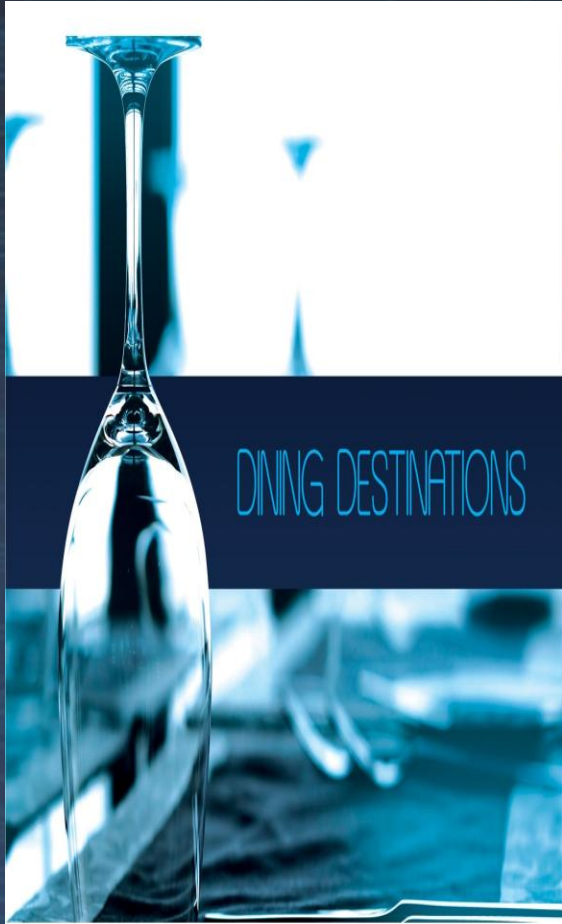




BUSINESS SUITES (UNITS) LAYOUT-650 SFT



ENDLESS OPTIONS



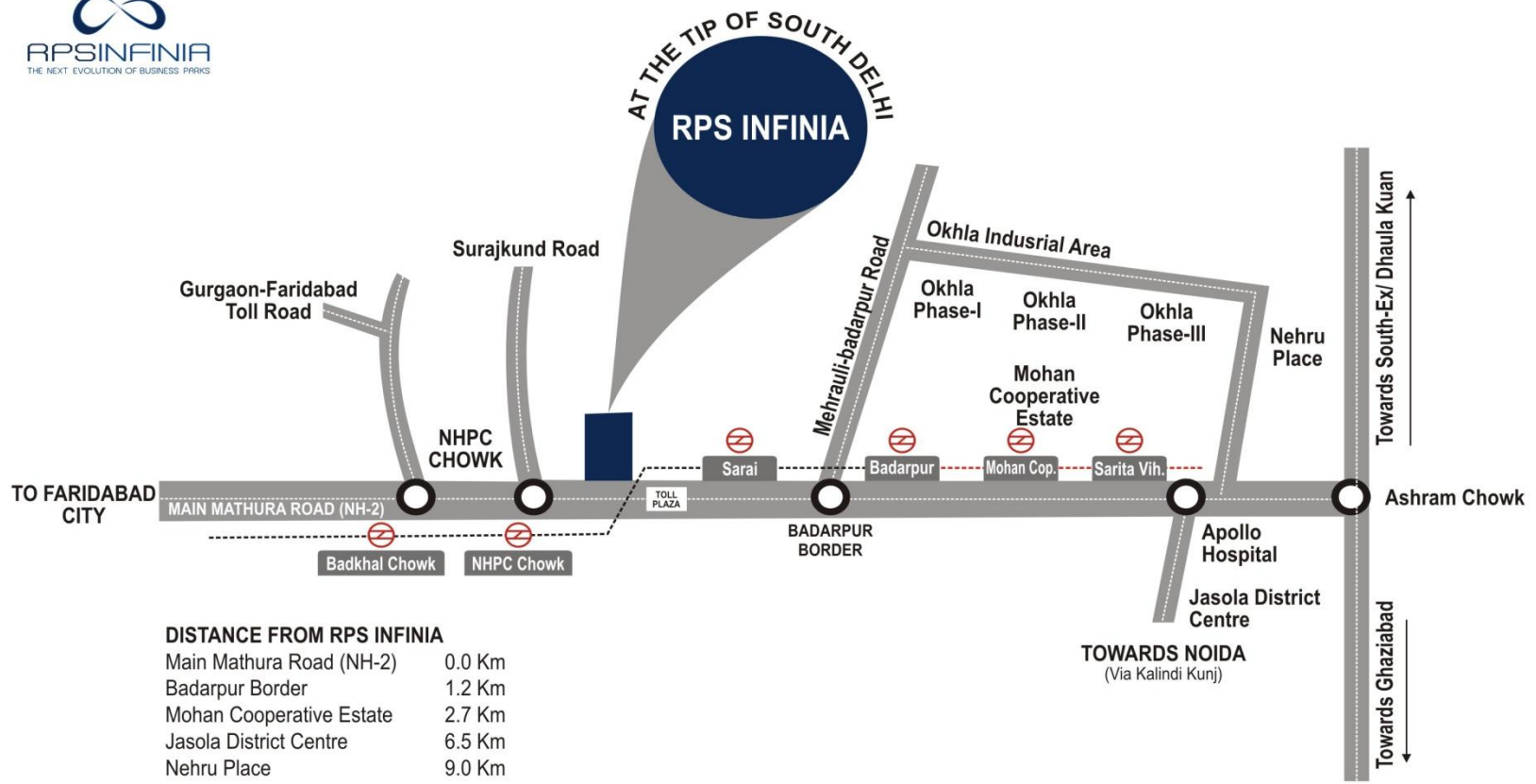
ENDLESS OPTIONS



LOCATION & CONNECTIVITY



LOCATION MAP



Map not to scale

LOCATION ADVANTAGE

- Main Mathura Road (NH-2), Right at the Tip Of south Delhi.
- Approx 200 Mtrs away from Sarai metro station (Under Construction)
- Badarpur Metro station (South Delhi)-1.75 KM
- Just Right after 4.5 KM long landmarked Delhi-Badarpur-Faridabad Skyway.
- Badarpur Border-1.25 KM
- Mohan Co-operative Estates-2.75 KM
- Suraj Kund-2.75KM
- Jasola District Centre-6.5 KM
- Noida-8 KM
- Nehru Place-9 KM



RPS GROUP



Established real estate wing in the Year 2005, RPS group is one of the fastest growing conglomerates in the field of Real estate & Infrastructure.

The group has been formed with the vision of delivering projects that imbibe its sprit of perfectionism and customer satisfaction, already delivered around 2 Million Sqr.ft. Residential & Commercial space as a developer, and around 8 Million Sqr.ft. Residential & Commercial space to be delivered in near future.

GET IN TOUCH WITH US

RPS INFRASTRUCTURE LTD

Corp Office: 1117-1120, 11th Floor B, DLF Towers, Jasola District, New Delhi-25

Telefax-011-40543200 (30 Lines)

Site Office: 12/6 Milestone, Main Mathura road, NH-2, Delhi NCR, Faridabad

W:www.rpsgroupindia.com | www.rps-infinia.com

Facebook Page: facebook.com/myinfinia

Sales Enquiry: 8010-444-000 | Lease Enquiry: 8860-602-586

Email: infinia@rpsgroupindia.com

