

+91 265 2335444, 2335757, 2358236
2342262, 2334141
P H O N E

+91 265 2335758 |
F A X |



Transpek Industry Limited
Reg. Office:
6th Floor, Marble Arch
Race Course Circle
Vadodara - 390 007, Gujarat, (India)

Sec/Un-Audited Fin Res/2019/

Date : 04.11.2019

To,
BSE Limited,
P.J. Towers, Dalal Street,
Fort, Mumbai - 400 001

Sub: Un-audited Financial Results for the second quarter ended 30.09.2019.

Dear Sir,

Please find the enclosed herewith the Un-audited Financial Results of the Company for the second quarter ended 30.09.2019 pursuant to Regulation 33 read with Regulation 47(1) (b) of SEBI (Listing Obligations and Disclosure Requirements) Regulations, 2015, duly signed by the Managing Director of the Company. We request you to upload the same on your website.

We hope you will find the same in order.

Thanking You,

Yours faithfully,
FOR TRANSPEK INDUSTRY LIMITED

ALAK D. VYAS
Company Secretary &
Compliance Officer



Encl: as above

Alak/Richa



Works:
At. & Post: Ekalbara
Taluka: Padra
Dist.: Vadodara - 391 440
Gujarat (India)
Ph: +91-2662-244444, 244318, 244309
Fax: +91-2662-244439, 244207



Company Identification No.: L23205GJ1965PLC001343

www.transpek.com
WEBSITE
inquiry@transpek.com
EMAIL

11111/04/2019

STATEMENT OF STANDALONE AND CONSOLIDATED UNAUDITED FINANCIAL RESULTS FOR THE QUARTER AND HALF YEAR ENDED 30TH SEPTEMBER, 2019

(Rs. in Lakhs)

Particulars	Standalone						Consolidated					
	Quarter ended 30th September, 2019 (Unaudited)	Quarter ended 30th June, 2019 (Unaudited)	Quarter ended 30th September, 2018 (Unaudited)	Year ended 31st March, 2019 (Audited)	Half Year ended 30th September, 2019 (Unaudited)	Half Year ended 30th September, 2018 (Unaudited)	Quarter ended 30th September, 2019 (Unaudited)	Quarter ended 30th June, 2019 (Unaudited)	Quarter ended 30th September, 2018 (Unaudited)	Year ended 31st March, 2019 (Audited)	Half Year ended 30th September, 2019 (Unaudited)	Half Year ended 30th September, 2018 (Unaudited)
1	Revenue											
(a)	12,534	11,263	14,323	59,457	23,797	26,091	12,534	11,263	14,323	59,457	23,797	26,091
(b)	315	571	291	1,780	886	946	315	571	291	1,780	886	946
	12,849	11,834	14,614	61,237	24,683	27,037	12,849	11,834	14,614	61,237	24,683	27,037
2	Expenses											
a	6,130	5,433	8,145	30,432	11,563	12,786	6,130	5,433	8,145	30,432	11,563	12,786
b	-	-	-	7	-	7	-	-	-	7	-	7
c	(565)	897	(244)	(339)	332	952	(565)	897	(244)	(339)	332	952
d	1,190	1,280	988	4,490	2,470	2,222	1,199	1,287	996	4,522	2,486	2,238
e	325	397	469	1,896	722	982	325	397	469	1,896	722	982
f	641	607	345	1,414	1,248	669	641	607	345	1,414	1,248	669
g	3,240	2,795	3,214	13,206	6,035	6,220	3,232	2,788	3,206	13,174	6,020	6,204
	10,961	11,409	12,917	51,106	22,370	23,838	10,961	11,409	12,917	51,106	22,370	23,838
3	1,888	425	1,697	10,131	2,313	3,199	1,888	425	1,697	10,131	2,313	3,199
4	Tax expense											
	365	91	350	2,293	456	662	365	91	350	2,293	456	662
	(23)	(1)	254	1,264	(24)	416	(23)	(1)	254	1,264	(24)	416
	342	90	604	3,557	432	1,078	342	90	604	3,557	432	1,078
5	1,546	335	1,093	6,574	1,881	2,121	1,546	335	1,093	6,574	1,881	2,121
6	Other Comprehensive Income											
Items that will not be reclassified to profit or loss												
a	(5)	4	(24)	15	(1)	(18)	(5)	4	(24)	15	(1)	(18)
b	(22)	(298)	547	544	(320)	1,155	(22)	(298)	547	544	(320)	1,155
	-	-	-	-	-	-	-	-	-	-	-	-
c	1	(1)	8	(5)	0	6	1	(1)	8	(5)	0	6
d	7	35	(64)	(75)	42	(134)	7	35	(64)	(75)	42	(134)
	(19)	(260)	467	479	(279)	1,009	(19)	(260)	467	479	(279)	1,009
7	1,527	75	1,560	7,053	1,602	3,130	1,527	75	1,560	7,053	1,602	3,130
8	Earnings per share (of Rs. 10/- each) (not annualised)											
(a)	27.66	6.00	19.54	117.69	33.66	37.95	27.66	6.00	19.54	117.69	33.66	37.95
(b)	27.66	6.00	19.54	117.69	33.66	37.95	27.66	6.00	19.54	117.69	33.66	37.95
See accompanying notes to the Financial Results												



Handwritten signature in blue ink.

STATEMENT OF STANDALONE AND CONSOLIDATED ASSETS AND LIABILITIES AS AT 30TH SEPTEMBER, 2019

Sr. No.	Particulars	(Rs.in Lakhs)			
		Standalone		Consolidated	
		As at 30th September 2019 (Unaudited)	As at 31st March 2019 (Audited)	As at 30th September 2019 (Unaudited)	As at 31st March 2019 (Audited)
(1)	Non-current assets				
	(a) Property, Plant and Equipment	26.326	23.645	26.326	23.645
	(b) Capital work-in-progress	2.018	3.278	2.018	3.278
	(c) Right to Use of lease assets	618	-	618	-
	(d) Investment in subsidiary(#)	0	0	-	-
	(e) Financial Assets				
	(i) Investments	14.578	14.898	14.578	14.898
	(ii) Loans	209	209	209	209
	(iii) Other Financial Assets	130	124	130	124
	(e) Other Non Current Assets	135	435	135	439
		44,014	42,589	44,014	42,593
(2)	Current Assets				
	(a) Inventories	5.193	5.610	5.193	5.610
	(b) Financial Assets				
	(i) Trade receivables	6.423	9.346	6.435	9.346
	(ii) Cash and cash equivalents	56	23	69	25
	(iii) Bank balances other than above	58	51	58	51
	(iv) Loans	27	53	27	53
	(v) Other Financial Assets	30	157	30	163
	(c) Other current assets	2.253	2.025	2.239	2.025
		14,040	17,265	14,051	17,273
	Total Assets	68,054	59,854	58,065	59,866
	EQUITY AND LIABILITIES				
	Equity				
	(a) Equity Share capital	559	559	559	559
	(b) Other Equity	30.836	30.581	30.836	30.581
		31,395	31,140	31,395	31,140
	LIABILITIES				
(1)	Non-current liabilities				
	(a) Financial Liabilities				
	(i) Borrowings	6.377	6.878	6.377	6.878
	(ii) Other Financial Liabilities	62	-	62	-
	(b) Provisions	326	331	326	331
	(c) Deferred tax liabilities (Net)	6.031	6.096	6.031	6.096
		12,796	13,305	12,796	13,305
(2)	Current liabilities				
	(a) Financial Liabilities				
	(i) Borrowings	4.998	5.142	4.998	5.142
	(ii) Trade payables				
	- Total outstanding dues of Micro Enterprises and small enterprises	329	295	329	295
	- Total outstanding dues other than Micro Enterprises and small enterprises	4,341	5,624	4,353	5,630
	(iii) Other financial liabilities	3,003	2,633	3,003	2,627
	(b) Other current liabilities	972	1,172	972	1,184
	(c) Provisions	220	209	220	209
	(d) Current Tax Liabilities (Net)	-	334	-	334
		13,863	15,409	13,875	15,421
	Total Equity and Liabilities	58,054	59,854	58,065	59,866

(#) Amount less than lakh

Notes :

- (1) The results have been duly reviewed by Statutory Auditors, recommended by the Audit Committee and approved by the Board of Directors of the Company at its meeting held on 4th November, 2019.
- (2) The Company has only one segment of activity, namely "Chemicals".
- (3) The figures for the corresponding previous periods have been regrouped/reclassified wherever considered necessary to conform to the figures represented in the current period.
- (4) Effective 1st April, 2019 the group has adopted Ind AS 116 "Leases" using the modified retrospective approach. This has resulted in recognising a right-of-use asset of Rs. 1021.24 lakhs and a corresponding lease liability of equal amount. In the profit and loss account for the current period, the nature of expenses in respect of operating leases has changed from lease rent amounting to Rs 423.33 lakhs in previous periods to depreciation cost for the right-to-use asset amounting to Rs. 433.10 lakhs and finance cost amounting to Rs. 37.62 lakhs for interest accrued on lease liability. Due to above change, there is additional impact of Rs. 17.90 lakhs on Profit and Loss Statement for the period ended 30th September, 2019.

DATE: 4th November, 2019
PLACE: Mumbai



For TRANSPEK INDUSTRY LIMITED

BIMAL V. MEHTA
MANAGING DIRECTOR
DIN: 00081171

TRANSPERK INDUSTRY LIMITED
STATEMENT OF CASH FLOWS FOR THE PERIOD ENDED 30TH SEPTEMBER, 2019

(Rs.in Lakhs)

Particulars	Standalone		Consolidated	
	For the period ended 30th Sept, 2019 (Unaudited)	For the year ended 31st March 2019 (Audited)	For the period ended 30th Sept, 2019 (Unaudited)	For the year ended 31st March 2019 (Audited)
A Cash flow from operating activities				
Profit before income tax	2,313	10,131	2,313	10,131
Adjustments for :				
Depreciation and amortisation expense	1,248	1,414	1,248	1,414
Interest Income	(11)	(33)	(11)	(33)
Loss Allowance	15	6	15	6
(Gain)/ loss on foreign currency transactions/transations	(27)	(67)	(27)	(67)
Finance Costs	722	1,896	722	1,896
Dividend Income	(297)	(228)	(297)	(228)
(Gain) / Loss on disposal of Property, Plant and Equipment	7	6	7	6
Operating profit before working capital changes	3,970	13,125	3,970	13,125
Change in operating assets and liabilities:				
(Increase) / Decrease in Trade receivables	2,901	(87)	2,889	(87)
(Increase) / Decrease in Inventories	417	(1,012)	417	(1,012)
(Increase) / Decrease in Loans	26	54	26	54
(Increase) / Decrease in Other Financial Assets	143	136	143	130
(Increase) / Decrease in Other Assets	(34)	1,500	(20)	1,492
Increase / (Decrease) in Trade Payables	(1,245)	478	(1,233)	477
Increase / (Decrease) in Other Financial Liabilities(#)	0	(56)	0	(62)
Increase / (Decrease) in Other Liabilities	(194)	590	(194)	603
Cash generated from operations :	5,985	14,728	5,998	14,720
Direct taxes paid (net)	(980)	(1,969)	(980)	(1,969)
Net cash from operating activities (A)	5,005	12,759	5,018	12,751
B Cash flows from investing activities				
Capital expenditure on property, plant and equipment (PPE) (including Capital work-in-progress and capital advances)	(2,010)	(4,778)	(2,010)	(4,778)
Proceeds from sale of property, plant and equipment (PPE)	33	31	33	31
Interest received	11	33	11	33
Dividend received	297	228	297	228
Net cash (used) in Investing activities (B)	(1,669)	(4,487)	(1,669)	(4,487)
C Cash flow from financing activities :				
Proceeds from of long term borrowings	-	-	-	-
Repayments of long term borrowings	(776)	(1,577)	(776)	(1,577)
Increase / (Decrease) in Short Term Borrowings	(144)	(4,302)	(144)	(4,302)
Finance Costs paid	(708)	(1,821)	(708)	(1,821)
Dividend paid (including Dividend Distribution Tax)	(1,347)	(606)	(1,347)	(606)
Repayment of Lease Liabilities	(329)	-	(329)	-
Net cash (used) in financing activities (C)	(3,303)	(8,306)	(3,304)	(8,306)
NET INCREASE IN CASH AND CASH EQUIVALENTS [(A) + (B) + (C)]	33	(34)	44	(41)
CASH AND CASH EQUIVALENTS AT THE BEGINNING OF THE PERIOD				
Balances with banks in current accounts and deposit account	5	33	7	43
Cash on hand	18	23	18	23
CASH AND CASH EQUIVALENTS	23	57	25	66
CASH AND CASH EQUIVALENTS AT THE END OF THE PERIOD				
Balances with banks in current accounts and deposit account	12	5	25	7
Cash on hand	44	18	44	18
CASH AND CASH EQUIVALENTS	56	23	69	25

(#) Amount less than lakh



DATE: 4th November, 2019
 PLACE: Mumbai

For Transpek Industry Limited

BIMAL V. MEHTA
 MANAGING DIRECTOR
 DIN: 00081171

Limited Review Report**To the Board of Directors of Transpek Industry Limited**

1. We have reviewed the accompanying statement of unaudited Standalone financial results of **Transpek Industry Limited** ("the Company") for the quarter ended 30th September, 2019 ("the Statement") and the year to date results for the period from 1st April, 2019 to 30th September, 2019 ("The Statement").
2. This Statement, which is the responsibility of the Company's Management and approved by the Board of Directors, has been prepared in accordance with the recognition and measurement principles laid down in the Indian Accounting Standard 34 "Interim Financial Reporting" ("Ind AS 34"), prescribed under Section 133 of the Companies Act, 2013, and other accounting principles generally accepted in India and in compliance with Regulation 33 of the Securities and Exchange Board of India (Listing Obligations and Disclosure Requirements) Regulations, 2015. Our responsibility is to issue a report on these Financial Statements based on our review.
3. We conducted our review in accordance with the Standard on Review Engagements (SRE) 2410, "Review of Interim Financial Information Performed by the Independent Auditor of the Entity" issued by the Institute of Chartered Accountants of India. This standard requires that we plan and perform the review to obtain moderate assurance as to whether the financial statements are free of material misstatement. A review is limited primarily to inquiries of company personnel and analytical procedures applied to financial data and thus provide less assurance than an audit. We have not performed an audit and accordingly, we do not express an audit opinion.
4. Based on our review conducted as above, nothing has come to our attention that causes us to believe that the accompanying Statement of unaudited standalone financial results prepared in accordance with applicable accounting standards and other recognized accounting practices and policies has not disclosed the information required to be disclosed in terms of the Regulation 33 of the SEBI (Listing Obligations and Disclosure Requirements) Regulations, 2015 including the manner in which it is to be disclosed, or that it contains any material misstatement.



For C N K & Associates, LLP**Chartered Accountants****Firm Registration No. 101961W/W-100036****Himanshu Kishnadwala****Partner****Membership No. 037391****Place: Mumbai****Date: 04th November, 2019**

Limited Review Report**To the Board of Directors of Transpek Industry Limited**

1. We have reviewed the accompanying statement of unaudited consolidated financial results of **Transpek Industry Limited** ("the Parent") and its subsidiary (the Parent and its subsidiary together referred to as "the Group") for the quarter ended 30th September, 2019 and the year to date results for the period from 1st April, 2019 to 30th September, 2019 ("the Statement"), being submitted by the Parent pursuant to the requirement of Regulation 33 of the Securities Exchange Board of India (Listing Obligations and Disclosure Requirements) Regulations, 2015, as amended (' Listing Regulation'). Attention is drawn to the fact that the consolidated figures for the quarter ended 30th September, 2018 and the corresponding period from 1st April, 2018 to 30th September, 2018 as reported in these financial results have been approved by the Parent's Board of Directors, but have not been subjected to review, since the requirement of submission of quarterly consolidated financial results has become mandatory only from 1st April, 2019.
2. This Statement, which is the responsibility of the Parent's Management and approved by the Parent's Board of Directors, has been prepared in accordance with the recognition and measurement principles laid down in the Indian Accounting Standard 34 "Interim Financial Reporting" ("Ind AS 34"), prescribed under Section 133 of the Companies Act, 2013, and other accounting principles generally accepted in India and in compliance with Regulation 33 of the Securities and Exchange Board of India SEBI (Listing Obligations and Disclosure Requirements) Regulations, 2015. Our responsibility is to express a conclusion on the Statement based on our review.
3. We conducted our review of the Statement in accordance with the Standard on Review Engagements (SRE) 2410, "Review of Interim Financial Information Performed by the Independent Auditor of the Entity" issued by the Institute of Chartered Accountants of India. A review of interim financial information consists of making inquiries, primarily of persons responsible for financial and accounting matters, and applying analytical and other review procedures. A review is substantially less in scope than an audit conducted in accordance with Standards on Auditing and consequently does not enable us to obtain assurance that we would become aware of all significant matters that might be identified in an audit. Accordingly, we do not express an audit opinion.

We also performed procedures in accordance with the circular issued by the Securities Exchange Board of India under Regulation 33 (8) of the Securities and Exchange Board of India (Listing Obligations and Disclosure Requirements) Regulations, 2015, as amended, to the extent applicable


4. The statement includes results of Transpek industry (Europe) Limited.



5. Based on our review conducted and procedures performed as stated in paragraph 3 above, nothing has come to our attention that causes us to believe that the accompanying Statement of unaudited consolidated financial results prepared in accordance with applicable accounting standards and other recognized accounting practices and policies has not disclosed the information required to be disclosed in terms of the Regulation 33 of the SEBI (Listing Obligations and Disclosure Requirements) Regulations, 2015 including the manner in which it is to be disclosed, or that it contains any material misstatement.
6. The consolidated unaudited financial results include the financial results of a subsidiary whose financial results reflects total assets of Rs. 25.48 Lakhs as at 30th September, 2019 and total revenue of Rs. Nil and Rs. Nil, total net profit after tax of Rs. Nil and Nil and total comprehensive profit of Rs. Nil and Nil for the quarter ended 30th September, 2019 and for the period from 1st April, 2019 to 30th September, 2019, respectively, and the net cash inflows of Rs.10.78 lakhs for the period from 1st April, 2019 to 30th September, 2019 as considered in the consolidated unaudited financial results. The said financial results of the above subsidiary are furnished to us as certified by the Management and our opinion on the Statement, in so far as it relates to the amounts and disclosures included in respect of this subsidiary is based solely on such management approved financial results. The said results are not material to the financial results of the group and have not been subjected to limited review by the auditors of the said subsidiary.

Our conclusion on the Statement is not modified in respect of the above matter

For C N K & Associates, LLP
Chartered Accountants
Firm Registration No. 101961W/ W-100036


Himanshu Kishnādwala
Partner
Membership No. 037391
Place: Mumbai
Date: 04th November, 2019

