

To,
National Stock Exchange of India Limited
Listing Department
Exchange Plaza, C-1, Block G,
Bandra Kurla Complex,
Bandra (E), Mumbai- 400051

May 03rd, 2019

Dear Sir/Madam,

Subject : Investor Presentation
Reference : SM- INFOBEAN

With reference to above stated subject please find enclosed herewith InfoBeans Technologies Limited Investor Presentation on Audited Financial Results for the Quarter and year ended on 31st March 2019.

This is for your information and records.

Thanking you,
Your's Faithfully,

For InfoBeans Technologies Limited,


Surbhi Jain
Company Secretary and Compliance Officer





InfoBeans

CREATING **WOW!**

InfoBeans Technologies Limited

Investor Presentation

Creating **WOW** in whatever we do!




Executive Summary




InfoBeans is a **CMMI level 3** software services company that specializes in enterprise software development.



The company has **19 Years Of Leadership** in Custom Software Development with a strong presence in business segments.



Business segments include **Product Engineering, Digital Transformation & Automation and DevOps.**



Founded in 2000 as InfoBeans Systems India Pvt. Ltd, is now a one stop shop for all technology needs.

Overview



It has a state of the art infrastructure with **2 facilities in India – Indore and Pune, 1 facility in US, Germany & Dubai** each having above ~ **850 professionals** across both locations.





Executive Summary



Digital Transformation -
Increased workflow efficiency
for your service domains



Automation and DevOps
- Gain agility, accuracy and
speed with automation



Product Engineering -
Creating software that
WOWs you

Service Offerings



EBITDA INR 245 Mn
Margins 20.3%



PAT INR 173 Mn
Margins 14%



Income* INR 1204 Mn
4 Years CAGR 29%



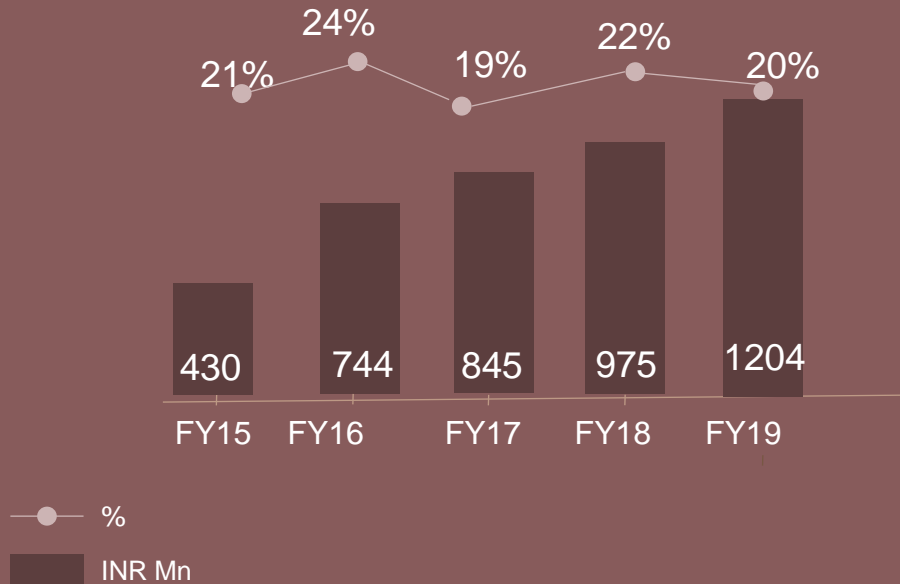
ROCE 17%
ROE 14%



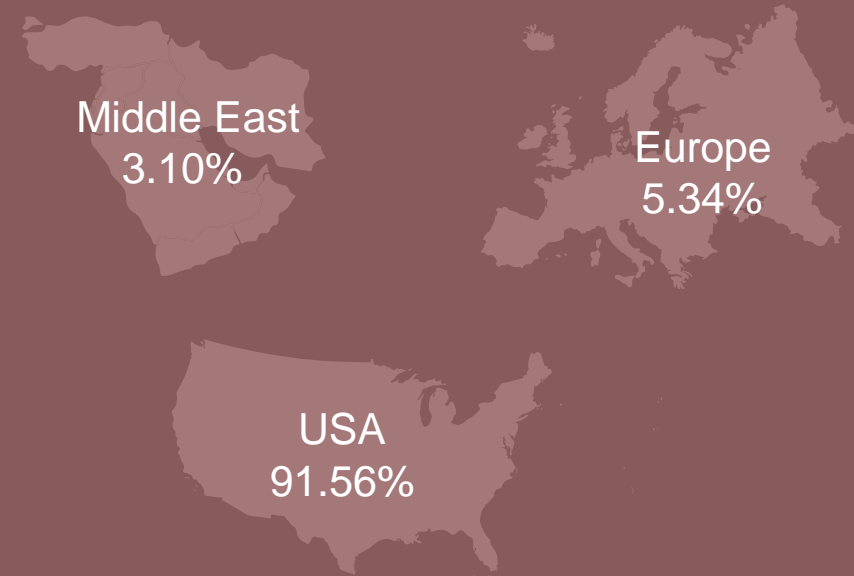
FY 19 Financials **

About InfoBeans Technologies Limited

Total Revenue & EBITDA Margins (%)



Geographical Revenue (FY-19)





Leadership - Founders



Siddharth Sethi

Co-founder & CEO

- ☕ Electrical Engineer, MBA from IIM Indore
- ☕ Extensive work in user experience design
- ☕ Responsible for software delivery for all geographies and business development in Europe and Middle-east
- ☕ Takes pride in multitasking and enjoys travelling



Mitesh Bohra

Co-founder & President

- ☕ Electronic Engineer, Dual MBA from Columbia, NY and Haas
- ☕ Strong strategy, sales and process background
- ☕ Involved in developing new competencies
- ☕ Lives in US and spends his time in business and customer development



Avinash Sethi

Co-founder & CFO

- ☕ Electrical Engineer, MBA from IIM Indore
- ☕ Keen interest in HR & Finance
- ☕ Responsible for inorganic growth
- ☕ Penchant for exploring uncharted territories



Highly Experienced Core Team



Amit Makhija
Director - Delivery

- 18 Years in Software & Management
- 12 Years with InfoBeans



Rajagopalan Kannan
Director - Delivery

- 19 Years in Software Engineering
- 16 Years with InfoBeans



Kanupriya Manchanda
Head - HR

- 16 years in HR
- 11 Years with InfoBeans



Ram Lakshmi
Director - Client Success

- 24 Years of selling S/W (USA)
- 6 Years with InfoBeans



Highly Experienced Core Team



Arpit Jain
UX Practice Head

- 12+ Years in Software Engineering
- 12 years with InfoBeans



Manish Malpani
Senior Project Manager

- 16 Years in project management
- 11 years with InfoBeans



Akhilesh Jain
Finance Manager

- 12 Years in Corporate Finance
- 3 years with InfoBeans



Tarulata Champawat
Director - Sales Operations

- 18 Years of Experience in Sales
- 11+Year with InfoBeans



Geetanjali Punjabi
Vice President - Sales

- 18 Years of Experience in Sales operations
- 2+ Year with InfoBeans

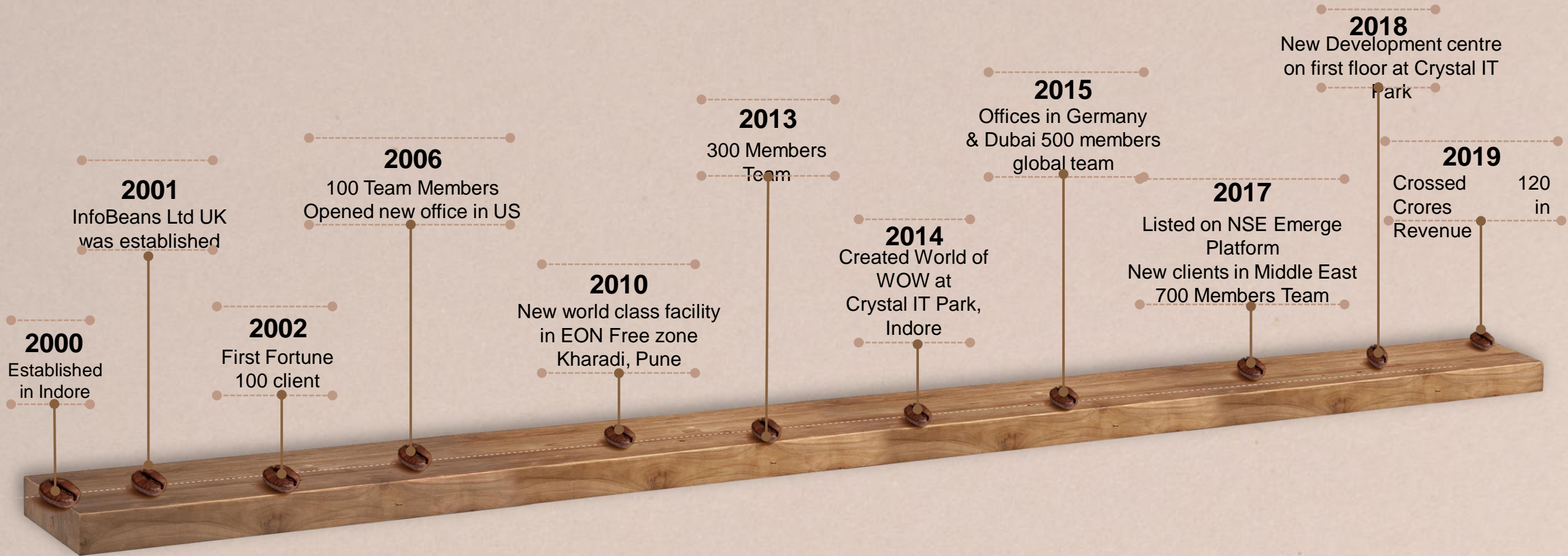


Avinash Jain
Business Development Manger

- 21 Years in IT
- 4+ years with InfoBeans



Key Milestones





Awards & Certifications



Ranked amongst
**Top 50 IT companies
to work for in India** –
NASSCOM HR Summit,
2015 , 2016 & 2019



Asia's Best Employer
Brand Award for
Talent Management,
2011 & 2013

InfoBeans presented with
BRAND LEADERSHIP AWARD



TRUST



PRIDE



JOY



By Software
Engineering
Institute
(2012, 2015,
2018)



Corporate Social
Responsibility Award
by Amity



Recognized as
**“Dream Companies To Work For 2017 &
2018”** at the silver jubilee ceremony of World
HRD Congress and IT & Software` Sector

**InfoBeans Employees rate the work
culture very high on all three aspects**



State of Art Facilities

Crystal IT Park (SEZ) and Rafael Tower, Indore

- 1,00,000 square feet space
- Capacity to seat 1000
- Open workspaces encouraging team work
- Terrace garden with theatre sitting
- Monk rooms for that extra bit of concentration
- Recreation zones - Cricket net, ping pong & pool tables
- Game rooms equipped with XBOX



World class infrastructure to take care of world class team





State of Art Facilities

Giga Space IT Park, Pune

- 20,000+ square feet space
- Capacity to seat 240
- State of art development machines and servers
- Location advantage for access to talent
- Reasonably low cost structure
- Enables quick ramp up time
- Good connectivity to Mumbai



World class infrastructure to take care of world class team





Highlights (First time in history of InfoBeans)

- Crossed 100 Crores mark to reach 120 Crores from 97 Crores a year ago
- 17 clients added as compared to 8 clients in last fiscal
- 7 Fortune 500 customers out of 49 active customers, of which 3 Fortune 500 customers acquired this fiscal
- At least 1 Fortune 500 customer in each subsidiary (4 in US, 2 in Germany and 1 in UAE)
- 850 team members now, were 750 as on March 2018

Other Highlights

- Certified as “Great Place to Work” and “Dream Company to Work” for
- Felicitated by then Chief Minister of MP Mr. Shivraaj Singh Chouhan at National Stock Exchange Mumbai
- Successful execution of technology showcase Innovation Day at Indore office. It demonstrated new age technologies like Artificial Intelligence, Machine Learning, Automation and Internet of Things. Attended by key customers and investors
- Office expansion to 1st floor, about 1L square foot state of the art facility



Esteemed Clientele

Under NDA

Fortune 200 company, World's largest logistics company, engaged worldwide

Polaris

Only Company in world offering tech solutions for life sciences healthcare compliance

Under NDA

Leading online brand for conducting Surveys

Under NDA

Fortune 500 company, USD 6.3 bn in Revenue, Storage Solutions

excccon

Germany based-Service now specialist organization



Esteemed Clientele



Develops model codes & standards for building industry for all US states



172 year old brand, Legal content publisher in all states of US



Full range of SaaS based integrated Human Resources solutions.



Solutions for content creation, publishing & management



Leading global remittances, Foreign Exchange & payment solutions brand



New Clientele

Develops & Publishes telecommunication standards for the telecom industry in USA

Under NDA

Fortune 100 company focusing on the areas of electrification, automation and digitalization.

Under NDA

International multi skilled solution provider of digital enablement services

Under NDA

A Fortune 100 Insurance giant providing services in the Gulf Countries

Under NDA

Fortune 600 company, Leader in software- defined networking technology

COHESITY

Software-driven data storage company



New Clientele



The leading provider of telecom market data insights



International Association of Plumbing and Mechanical Officials



13+ years old brand-specialist in prototyping, producing, directing and integrating, and validating solutions



One of the largest string manufacturers in the world



Sweden based company-providing search, merchandising, e-commerce solutions





New Clientele



Europe based – Media and web solutions company



A Joint venture of Fraport AG and T-Systems



Munich based- 20 years old, expertise in the field of consulting and custom development

Under NDA

An UAE law compliant insurance company that provides personal and corporate medical policies



A subsidiary of the ICS group- experts of mobility and logistic solutions



Key Strengths

Proven Track Record of Profitability

High revenue growth & net profit margin




Serving a Huge and Rapidly Growing Market

Strategic located facilities at Indore & Pune

Great Work Culture

A team of ~850 skilled professionals with high retention



Growing Blue Chip Client base

90%+ repeat business, increasing account sizes

Growing Custom Software Development Business

Driven by skilled professionals with high customer centricity



High Standards of Corporate Governance

Transparent operations, professional management team



Verticals

Healthcare Compliance

Healthcare Compliance - identify, define and build technology solutions

- Help clients build end-to-end technology solutions around life sciences and healthcare law compliance
- Solutions help increase efficiencies, mitigate risk and improve patient safety through compliance



Storage & Virtualization

Storage & Virtualization - identify, provide and manage distributed storage systems

- Storage virtualization adds a new layer of software / hardware between storage systems & servers
- Help clients automate the expansion of storage capacity which reduces manual intervention
- Provide host-based, storage-based device, and network-based storage virtualization services

Media & Publishing

Publishing for SDO (Standard Development Organization)

- Specialize in multi-format, multimodal content delivery to diverse platforms and devices
- Address Media and publishing hurdles - frequent content changes, stringent deadlines and workflow bottlenecks through state-of-the-art content management systems
- Analyze market trends & emerging technologies to help clients stay ahead of competition

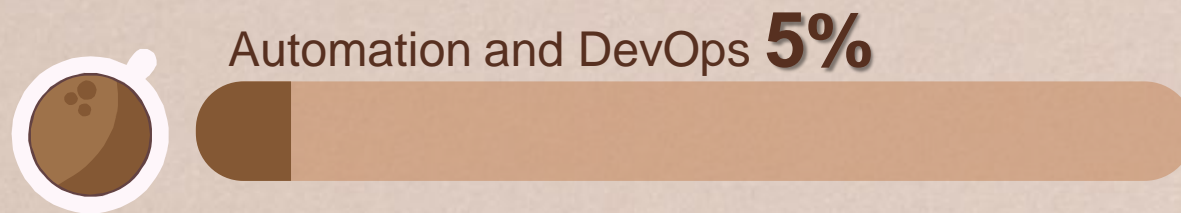
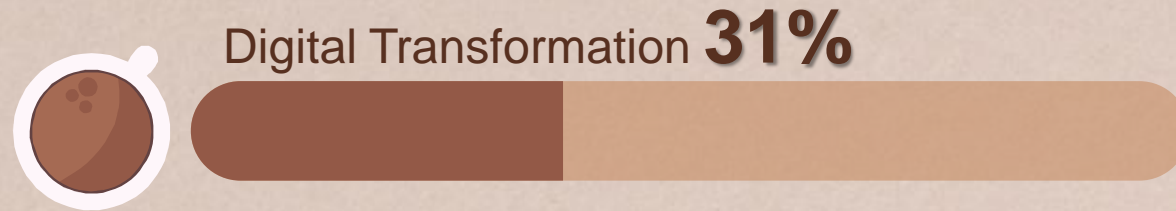
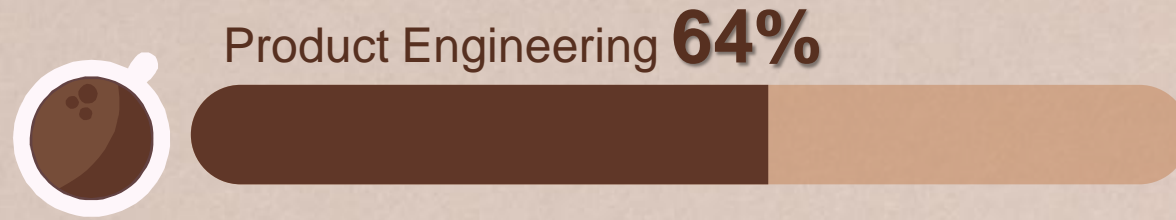


Future Growth Strategies





Service Offerings

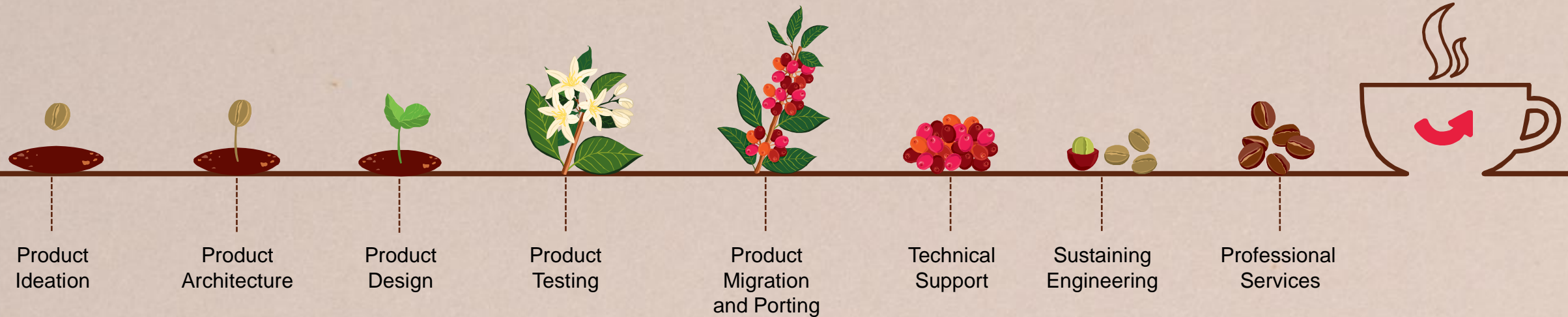





Product Engineering

At InfoBeans, we take care of the entire software product life cycle starting from the idea being conceived to the deployment and user acceptance testing.

Phases of Product Engineering



Y-o-Y Revenue (INR Mn)





Digital Transformation



Highly customizable enterprise cloud solution to automate operations like:

- IT helpdesk
- Enterprise service management
- Asset management
- Virtual support workflow



Covers all aspects of a customer's service lifecycle to provide proactive, customer-centric services



Through a series of process and software development services, creates effective platforms on top of existing packaged content management software to enable clients to manage their content effectively and profitably.



Reduce the amount of time to create, organize and archive content to reduce time to market and cost.

Y-o-Y Revenue (INR Mn)





Automation and DevOps

InfoBeans aims for shorter development cycles, increased deployment frequency, and more dependable releases, in close alignment with business objectives


Build Automation

- Continuous Integration from development version control system
- Automated backup, restore and rollback procedures
- Automated Build packaging and deployment
- Automated server environment and database configuration
- BVT, Sanity and Regression Test automation on each environment

Test Automation

- Automation framework library design
- Platform independent test case design and automation scripting
- Development and maintenance of automation test suite
- Product qualification tool automation
- Sanity, BVT, Regression, Load and Stress test suite automation

Y-o-Y Revenue (INR Mn)





IT Industry

India - World's largest sourcing destination for the IT industry, accounting for ~67% of global outsourcing

Notable Trends in Indian IT Industry



Increase in number of start-ups, adding to around 2% of GDP



Large players with a wide range of capabilities offering infrastructure, system integration and consulting services



Global outsourcing used to drive fundamental re-engineering of end-to-end processes



Supported by cheap labor, affordable real estate, favorable government regulations, tax breaks, SEZ schemes



Social, Mobility, Analytics and Cloud (SMAC) leading to digitization of the entire business model

Expansion and Future Growth as Opportunity



Traditional verticals - BFSI, telecommunication and manufacturing remain largest in terms of IT adoption; expected to grow at an average of 15%



Government sectors - huge potential for IT enabled services



Increasing digitalization - leads to growth in revenues for IT sector incoming years



Social media - second most lucrative segment for IT firms; offering a USD250 billion market opportunity by 2020



Emerging geographies - drive the next growth phase for IT firms in India with BRIC; USD380–420 billion opportunity by 2020



Cloud - largest opportunity under SMAC; increasing at a CAGR of ~30% to around USD650–700 billion by 2020



Consolidated Income Statement

Particulars (INR Mn)	FY16	FY17	FY18	FY19
Total Income*	744.0	844.8	974.8	1203.9
Expenditure	568.9	687.5	759.3	953.1
Employee benefit expenses	417.0	569.8	600.6	732.7
(Increase)/Decrease in Technical WIP	0.0	0.0	7.2	27.4
Other Expenses	151.9	158.6	151.2	193.0
EBITDA	175.1	157.3	215.5	250.8
EBITDA Margin	23.5%	18.6%	22.1%	20.8%
Depreciation	26.7	28.8	24.3	30.7
Interest	0.1	0.5	0.3	0.3
Exceptional Items	0	0	0	5.9
PBT	148.3	128.0	190.9	213.9
CSR	1.4	2.0	2.4	3.1
Tax	16.3	(7.0)	21.1	38.1
PAT	130.6	133.0	167.4	172.6
PAT Margins	17.6%	15.7%	17.2 %	14.3%
EPS	7.39	7.52	7.13	7.19



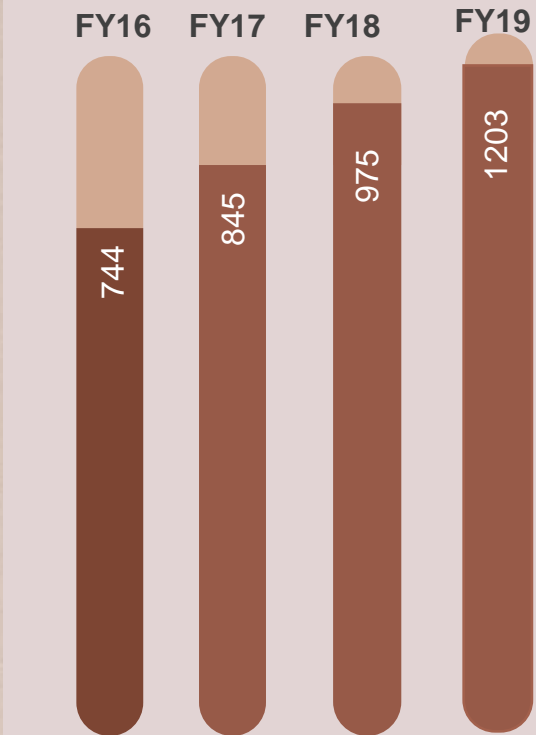
Consolidated Balance Sheet (As per iGAAP)

PARTICULARS (INR Mn)	FY 18	FY19	PARTICULARS (INR Mn)	FY 18	FY19
EQUITIES & LIABILITIES			ASSETS		
Shareholder's Funds			Non-Current assets		
(a) Share capital	240.2	240.2	(a) Fixed assets	72.0	81.7
(b) Reserves & Surplus	824.0	985.6	(b) Non-current Investments	310.1	370.3
			(c) Deferred tax assets	18.1	21.6
Non-current liabilities			(d) Long-term loans & advances	116.8	112.9
(a) Long term borrowings	1.9	1.2	Current assets		
(b) Long-Term Provisions	23.9	37.1	(a) Current investments	41.2	100.0
Current liabilities			(b) Inventories	33.7	6.3
(a) Short Term Borrowings	0.0	0.0	(c) Trade receivables	211.3	215.6
(b) Trade Payables	6.2	2.2	(d) Cash & Cash equivalents	282.7	339.2
(c) Other Current Liabilities	15.4	12.5	(e) Short-term loans & Advances	51.3	60.5
(d) Short-term provisions	40.7	50.0	(f) Other Current Assets	15.1	20.7
Total Equities & Liabilities	1152.3	1328.8	Total Assets	1152.3	1328.8

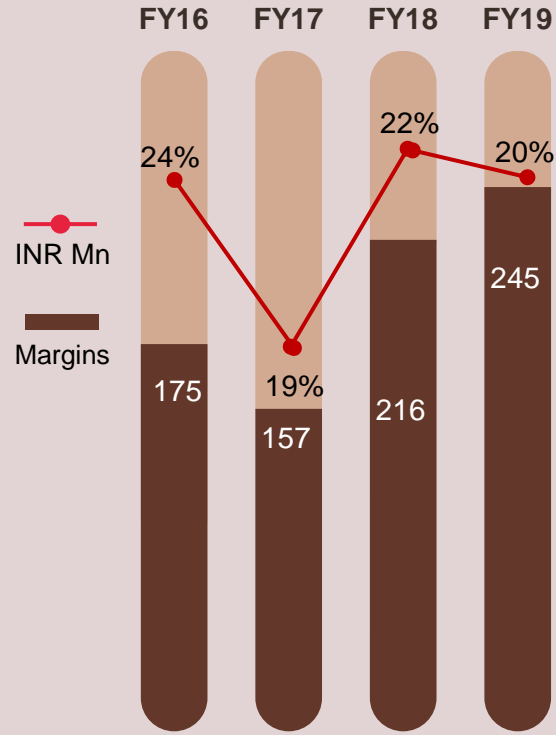


Consolidated Financial Highlights

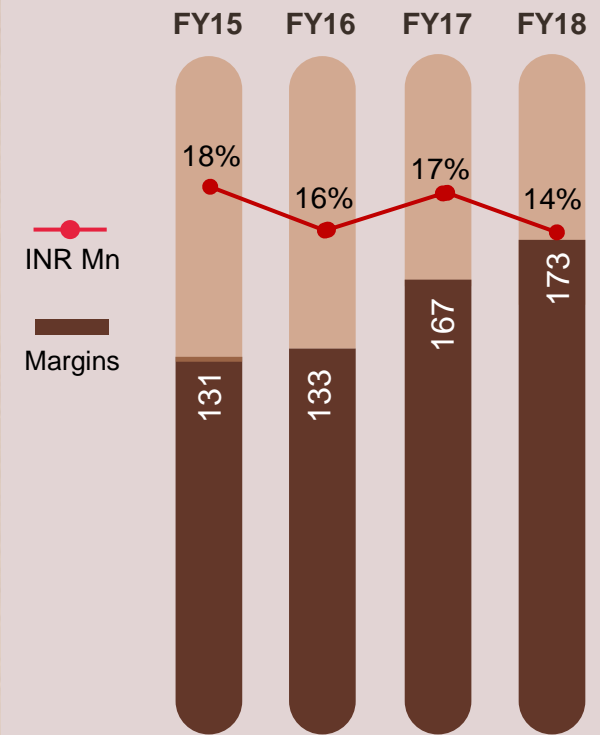
Total Revenue* (INR Mn)



EBITDA (INR Mn) & EBITDA Margins



PAT (INR Mn) & PAT Margins



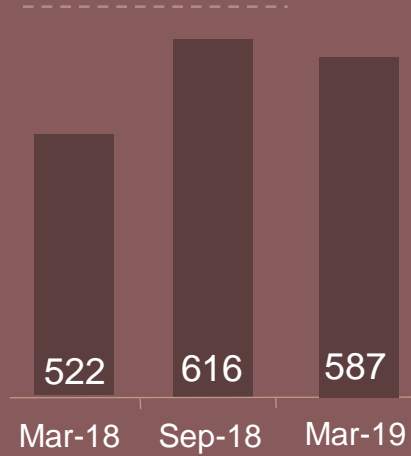


Consolidated Income Statement (Six Monthly)

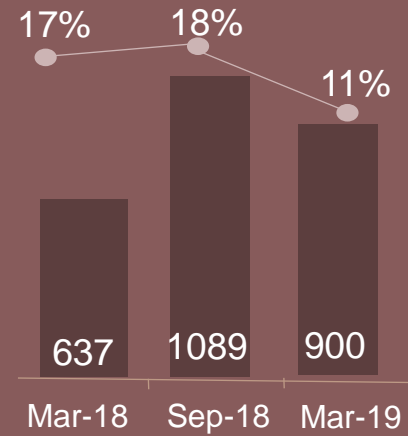
Particulars (INR Mn)	Ending Mar 19	Ending Sep 18	Ending Mar 18
Income from Operations	570.0	585.2	511.7
Other Income	17.0	316.7	10.8
Total Income*	587.0	616.9	522.5
Expenditure	483.1	469.9	407.5
Employee benefit expenses	368.8	363.9	319.5
(Increase)/Decrease in Technical WIP	16.2	11.2	7.2
Other Expenses	98.1	94.9	80.8
EBITDA	103.9	146.9	115.0
EBITDA Margin	17.7%	23.8%	22.0%
Interest	0.2	0.1	0.1
Depreciation	16.8	13.9	12.9
Exceptional Items	5.9		0
PBT	81.0	132.9	102.0
CSR	1.6	1.5	2.3
Tax Expenses	15.7	22.4	9.7
PAT	63.7	108.9	90.0
PAT Margins	10.8%	17.7%	17.2%
EPS	2.65	4.54	3.83

Consolidated Six monthly highlights

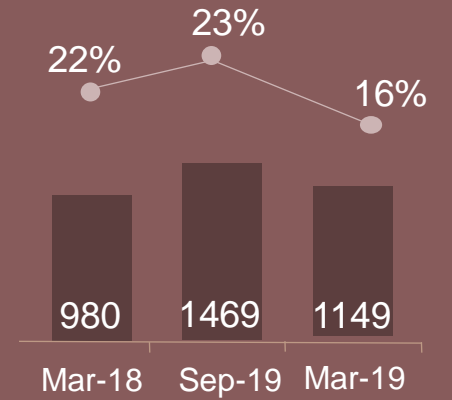
Total Revenue



PAT & PAT Margins



EBIDTA & EBIDTA Margins





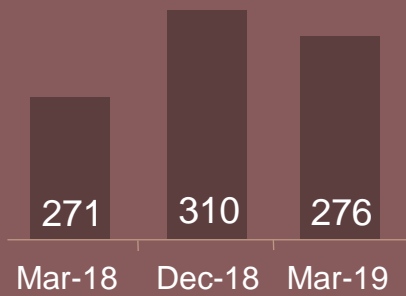
Consolidated Income Statement (Quarterly)

Particulars (INR Mn)	Q4-Mar 19	Q3-Dec 18	Q4-Mar 18
Income from Operations	264.3	305.7	263.2
Other Income	12.0	5.0	8.5
Total Income*	276.3	310.7	271.7
Expenditure	241.6	241.5	228.0
Employee benefit expenses	181.6	187.3	172.0
(Increase)/Decrease in Technical WIP	9.4	6.8	7.2
Other Expenses	50.6	47.5	48.8
EBITDA	34.7	69.2	43.7
EBITDA Margin	12.6%	22.3%	16.1%
Interest	0.0	0.2	-0.1
Depreciation	8.3	8.4	7.4
Exceptional Items	3.2	2.7	0.0
PBT	23.1	57.9	36.4
CSR	1.6	0.0	1.6
Tax Expenses	7.4	8.3	-2.5
PAT	14.1	49.6	37.3
PAT Margins	5.1%	16.0%	13.7%
EPS	0.59	2.06	1.59

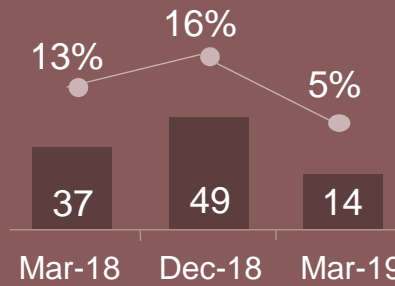


Consolidated Quarterly Highlights

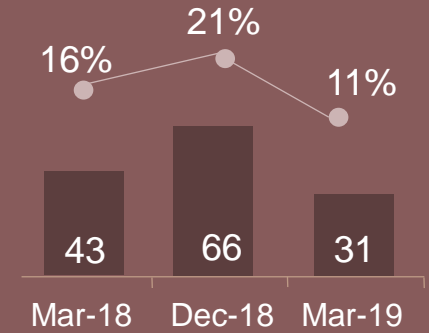
Total Revenue



PAT & PAT Margins



EBIDTA & EBIDTA Margins



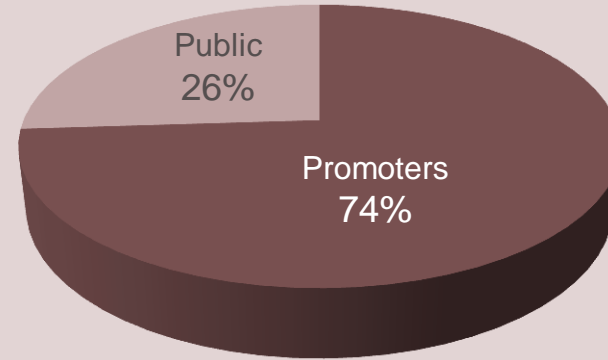
● %
■ INR Mn



Market Data

Price Data (31 st March, 2019)	INR
Face Value	10
Equity Shares Outstanding (Mn)	24
EPS as per FY 19	7.0
Market Price	70.00
Market Cap (INR Mn)	1681
Trailing PE	9.73

Shareholding Pattern as on 31st March, 2019



DISCLAIMER - No representation or warranty, express or implied, is made as to, and no reliance should be placed on, the fairness, accuracy, completeness or correctness of the information or opinions contained in this presentation. Such information and opinions are in all events not current after the date of this presentation. Certain statements made in this presentation may not be based on historical information or facts and may be "forward looking statements" based on the currently held beliefs and assumptions of the management InfoBeans Technologies Limited ("Company" or "INFOBEAN" or "InfoBeans Technologies Limited"), which are expressed in good faith and in their opinion reasonable, including those relating to the Company's general business plans and strategy, its future financial condition and growth prospects and future developments in its industry and its competitive and regulatory environment.

This presentation is confidential and may not be copied or disseminated, in whole or in part, and in any manner.

For further information please contact our Investor Relations Representatives:

CA Akhilesh Kumar Jain

Finance Manager

Tel: +91-731 - 7162102

Email: investor.relations@infobeans.com



InfoBeans
CREATING WOW!

THANK YOU

Creating **WOW** in whatever we do!